

**UNITED STATES
SECURITIES AND EXCHANGE COMMISSION**
Washington, D.C. 20549

**FORM S-1
REGISTRATION STATEMENT
UNDER
THE SECURITIES ACT OF 1933**

Mohawk Group Holdings, Inc.

(Exact name of Registrant as specified in its charter)

Delaware
(State or other jurisdiction of
incorporation or organization)

3634
(Primary Standard Industrial
Classification Code Number)

83-1739858
(I.R.S. Employer
Identification Number)

Mohawk Group Holdings, Inc.
37 East 18th Street, 7th Floor
New York, NY 10003

(Address, including zip code, and telephone number, including area code, of Registrant's principal executive offices)

Yaniv Sarig
Chief Executive Officer
Mohawk Group Holdings, Inc.
37 East 18th Street, 7th Floor
New York, NY 10003
(347) 676-1681

(Name, address, including zip code, and telephone number, including area code, of agent for service)

Copies to:

Jeffrey T. Hartlin, Esq.
Samantha H. Eldredge, Esq.
Paul Hastings LLP
1117 S. California Avenue
Palo Alto, California 94304
(650) 320-1800

Joseph A. Risico, Esq.
General Counsel
Mohawk Group Holdings, Inc.
37 East 18th Street, 7th Floor
New York, NY 10003
(347) 676-1681

Approximate date of commencement of proposed sale to the public: As soon as practicable after this registration statement becomes effective.

If any of the securities being registered on this Form are to be offered on a delayed or continuous basis pursuant to Rule 415 under the Securities Act, check the following box:

If this Form is filed to register additional securities for an offering pursuant to Rule 462(b) under the Securities Act, please check the following box and list the Securities Act registration statement number of the earlier effective registration statement for the same offering.

If this Form is a post-effective amendment filed pursuant to Rule 462(c) under the Securities Act, check the following box and list the Securities Act registration statement number of the earlier effective registration statement for the same offering.

If this Form is a post-effective amendment filed pursuant to Rule 462(d) under the Securities Act, check the following box and list the Securities Act registration statement number of the earlier effective registration statement for the same offering.

Indicate by check mark whether the registrant is a large accelerated filer, an accelerated filer, a non-accelerated filer, smaller reporting company, or an emerging growth company. See the definitions of "large accelerated filer," "accelerated filer," "smaller reporting company" and "emerging growth company" in Rule 12b-2 of the Exchange Act:

Large accelerated filer Accelerated filer
Non-accelerated filer Smaller reporting company
Emerging growth company

If an emerging growth company, indicate by check mark if the registrant has elected not to use the extended transition period for complying with any new or revised financial accounting standards provided pursuant to Section 7(a)(2)(B) of the Securities Act.

CALCULATION OF REGISTRATION FEE

Title of Each Class of Securities to be Registered	Amount to be Registered (1)	Proposed Maximum Offering Price Per Share (2)	Proposed Maximum Aggregate Offering Price (1)(2)	Amount of Registration Fee
Common Stock, \$0.0001 par value per share	11,534,234	\$5.375	\$61,966,507.75	\$8,047.15
Common Stock, \$0.0001 par value per share, issuable upon exercise of warrants	318,158(3)	\$5.375	\$1,710,099.25	\$221.97
Total	11,852,392	—	\$63,706,607.00	\$8,269.12

- (1) Pursuant to Rule 416(a) under the Securities Act of 1933, as amended, this Registration Statement shall also cover any additional shares of the Registrant's Common Stock that become issuable by reason of any stock dividend, stock split, recapitalization or other similar transaction effected without receipt of consideration.
- (2) Estimated solely for the purpose of calculating the amount of the registration fee pursuant to Rule 457(c) under the Securities Act of 1933, as amended. The offering price per share and aggregate offering price are based upon the average of the high and low prices for the Registrant's Common Stock as reported on the Nasdaq Capital Market on December 6, 2019, a date within five business days prior to the filing of this Registration Statement.
- (3) Represents 318,158 shares of common stock issuable upon exercise of warrants at a weighted-average exercise price of \$15.60 per share, offered by the selling stockholders.

The registrant hereby amends this registration statement on such date or dates as may be necessary to delay its effective date until the registrant shall file a further amendment which specifically states that this registration statement shall thereafter become effective in accordance with Section 8(a) of the Securities Act of 1933, as amended, or until the registration statement shall become effective on such date as the Commission, acting pursuant to said Section 8(a), may determine.

The information in this prospectus is not complete and may be changed. These securities may not be sold until the registration statement filed with the Securities and Exchange Commission is effective. This prospectus is not an offer to sell these securities, nor does it seek an offer to buy these securities in any jurisdiction where the offer or sale is not permitted.

Subject to Completion, Dated December 10, 2019

Prospectus

Mohawk

Mohawk Group Holdings, Inc.

11,852,392 Shares of Common Stock

This prospectus relates to the resale by the investors listed in the section of this prospectus entitled “Selling Stockholders” (the “Selling Stockholders”) of up to 11,852,392 shares (the “Shares”) of our common stock, par value \$0.0001 per share. The Shares consist of: (i) 11,534,234 shares of common stock previously issued to certain of the Selling Stockholders, and (ii) up to 318,158 shares of common stock issuable upon the exercise of outstanding warrants to purchase shares of our common stock (the “Warrants”) issued by us to certain of the Selling Stockholders. We are registering the resale of the Shares as required by the Registration Rights Agreement that Mohawk Group, Inc., our wholly-owned subsidiary, entered into on April 6, 2018, as amended by the Amendment No. 1 to Registration Rights Agreement we entered into with the Selling Stockholders on March 2, 2019 (as amended, the “Registration Rights Agreement”).

Our registration of the Shares covered by this prospectus does not mean that the Selling Stockholders will offer or sell any of the Shares. The Selling Stockholders may sell the Shares covered by this prospectus in a number of different ways and at varying prices. For additional information on the possible methods of sale that may be used by the Selling Stockholders, you should refer to the section of this prospectus entitled “Plan of Distribution” beginning on page 144 of this prospectus. We will not receive any of the proceeds from the Shares sold by the Selling Stockholders, other than any proceeds from any cash exercise of the Warrants.

No underwriter or other person has been engaged to facilitate the sale of the Shares in this offering. The Selling Stockholders may, individually but not severally, be deemed to be an “underwriter” within the meaning of the Securities Act of 1933, as amended (the “Securities Act”), of the Shares that they are offering pursuant to this prospectus. We will bear all costs, expenses and fees in connection with the registration of the Shares. The Selling Stockholders will bear all commissions and discounts, if any, attributable to their respective sales of the Shares.

Our common stock is listed on the Nasdaq Capital Market under the symbol “MWK”. On December 6, 2019, the last reported sales price per share of our common stock was \$5.50.

We are an “emerging growth company” as that term is used in the Jumpstart Our Business Startups Act of 2012 (the “JOBS Act”) and, as such, we have elected to comply with certain reduced public company reporting requirements for this prospectus and future filings with the Securities and Exchange Commission (the “SEC”).

We may amend or supplement this prospectus from time to time by filing amendments or supplements as required. You should read this prospectus and any amendments or supplements carefully before you invest in any of our securities.

Investing in our common stock involves substantial risk. You should review carefully the risks and uncertainties described under the heading “[Risk Factors](#)” beginning on page 10 of this prospectus.

Neither the Securities and Exchange Commission nor any other regulatory body has approved or disapproved of these securities or passed upon the accuracy or adequacy of this prospectus. Any representation to the contrary is a criminal offense.

The date of this prospectus is _____, 20__.

Table of Contents

Industry and Market Data	1
Non-GAAP Financial Measures	1
Trademarks, Service Marks and Trade Names	3
Prospectus Summary	4
The Offering	8
Risk Factors	10
Disclosure Regarding Forward-Looking Statements	48
Description of the Merger	50
Use of Proceeds	51
Market Price of and Dividends on Securities and Related Stockholder Matters	52
Management's Discussion and Analysis of Financial Condition and Results of Operations	53
Business	84
Management	101
Executive Officer Compensation	110
Certain Relationships and Related Party Transactions	120
Security Ownership of Certain Beneficial Owners and Management	124
Selling Stockholders	127
Plan of Distribution	144
Description of Capital Stock	146
Material U.S. Federal Income Tax Consequences to Non-U.S. Holders	153
Legal Matters	157
Experts	157
Where You Can Find Additional Information	157
Disclosure of Commission Position on Indemnification for Securities Act Liabilities	157
Index to Consolidated Financial Statements	F-1

ABOUT THIS PROSPECTUS

You should rely only on the information we have provided in this prospectus, any applicable prospectus supplement and any related free writing prospectus. We have not authorized anyone to provide you with information different from that contained in this prospectus, any applicable prospectus supplement or any related free writing prospectus. No dealer, salesperson or other person is authorized to give any information or to represent anything not contained in this prospectus, any applicable prospectus supplement or any related free writing prospectus. You must not rely on any unauthorized information or representation. This prospectus is an offer to sell only the Shares offered hereby, but only under circumstances and in jurisdictions where it is lawful to do so. You should assume that the information in this prospectus, any applicable prospectus supplement or any related free writing prospectus is accurate only as of the date on the front of the document, regardless of the time of delivery of this prospectus or any sale of a security.

The Selling Stockholders are offering the Shares only in jurisdictions where such issuances are permitted. The distribution of this prospectus and the issuance of the Shares in certain jurisdictions may be restricted by law. Persons outside the United States who come into possession of this prospectus must inform themselves about, and observe any restrictions relating to, the issuance of the Shares and the distribution of this prospectus outside the United States. This prospectus does not constitute, and may not be used in connection with, an offer to sell, or a solicitation of an offer to buy, the Shares offered by this prospectus by any person in any jurisdiction in which it is unlawful for such person to make such an offer or solicitation.

This prospectus is part of a registration statement that we filed with the SEC, under which the Selling Stockholders may offer from time to time up to an aggregate of 11,852,392 shares of our common stock in one or

[Table of Contents](#)

more offerings. If required, each time a Selling Stockholder offers shares of our common stock, in addition to this prospectus, we will provide you with a prospectus supplement that will contain specific information about the terms of that offering. We may also authorize one or more free writing prospectuses to be provided to you that may contain material information relating to that offering. We may also use a prospectus supplement and any related free writing prospectus to add, update or change any of the information contained in this prospectus. This prospectus, together with any applicable prospectus supplements and any related free writing prospectuses, includes all material information relating to this offering. To the extent that any statement that we make in a prospectus supplement is inconsistent with statements made in this prospectus, the statements made in this prospectus will be deemed modified or superseded by those made in a prospectus supplement. Please carefully read both this prospectus and any prospectus supplement.

INDUSTRY AND MARKET DATA

This prospectus contains statistical data, estimates and forecasts that are based on various sources, including independent industry publications or other publicly available information, as well as other information based on our internal sources. This information involves a number of assumptions and limitations, and you are cautioned not to give undue weight to these estimates. The industry in which we operate is subject to a high degree of uncertainty and risk due to a variety of factors, including those described in the section titled “Risk Factors,” that could cause results to differ materially from those expressed in these publications and reports. The content of the below sources, except to the extent specifically set forth in this prospectus, does not constitute a portion of this prospectus and is not incorporated herein.

Certain information in this prospectus is derived from independent industry publications and publicly available reports. We believe the data contained in these reports to be reliable as of the date of this prospectus, but there can be no assurance as to the accuracy or completeness of such information. We have not independently verified the market and industry data obtained from these third-party sources. Our internal data and estimates are based upon information obtained from trade and business organizations, other contacts in the markets in which we operate and our management’s understanding of industry conditions. Though we believe this information to be true and accurate, such information has not been verified by any independent sources. The source of independent industry publications is provided below:

- (1) How Mobile Has Redefined the Consumer Decision Journey for Shoppers, published July 2016 through Think with Google by Google;
- (2) 3 Key Shopping Micro-Moments for a Mobile World, published July 2016 through Think with Google by Google;
- (3) Worldwide Retail and e-Commerce Sales: eMarketer’s Estimates for 2016–2021, published July 18, 2017 by eMarketer;
- (4) A Tough Road to Growth: The 2015 Mid-Year Review, published 2015 by Catalina Marketing Corporation;
- (5) Sea Change for Private Label, published 2017 by Cadent Consulting Group; and
- (6) State of Amazon 2016, published 2016 by BloomReach.

NON-GAAP FINANCIAL MEASURES

We believe that our financial statements and the other financial data included in this prospectus have been prepared in a manner that complies, in all material respects, with generally accepted accounting principles in the United States (“GAAP”). However, for the reasons discussed below, we have presented certain non-GAAP measures herein.

As used herein, Contribution margin represents operating loss plus general and administrative expenses, research and development expenses and fixed sales and distribution expenses. As used herein, Contribution margin as a percentage of net revenue represents Contribution margin divided by net revenue. As used herein, EBITDA represents net loss plus depreciation and amortization, interest expense, net and income tax expense. As used herein, Adjusted EBITDA represents EBITDA plus stock-based compensation expense and other expense, net. As used herein, Adjusted EBITDA as a percentage of net revenue represents Adjusted EBITDA divided by net revenue. Contribution margin, EBITDA and Adjusted EBITDA do not represent and should not be considered as alternatives to loss from operations or net loss, as determined under GAAP.

We present Contribution margin, Contribution margin as a percentage of net revenue, EBITDA, Adjusted EBITDA and Adjusted EBITDA as a percentage of net revenue because we believe each of these measures provides an additional metric to evaluate our operations and, when considered with both our GAAP results and

[Table of Contents](#)

the reconciliation to net loss, provides useful supplemental information for investors. We use Contribution margin, Contribution margin as a percentage of net revenue, EBITDA, Adjusted EBITDA and Adjusted EBITDA as a percentage of net revenue, together with financial measures prepared in accordance with GAAP, such as sales and gross margins, to assess our historical and prospective operating performance, to provide meaningful comparisons of operating performance across periods, to enhance our understanding of our operating performance and to compare our performance to that of our peers and competitors.

We believe EBITDA, Adjusted EBITDA and Adjusted EBITDA as a percentage of net revenue are useful to investors in assessing the operating performance of our business without the effect of non-cash items, while Contribution margin and Contribution margin as a percentage of net revenue are useful to investors in assessing the operating performance of our products as they represent our operating results without the effects of fixed costs and non-cash items. Contribution margin, Contribution margin as a percentage of net revenue, EBITDA, Adjusted EBITDA and Adjusted EBITDA as a percentage of net revenue should not be considered in isolation or as alternatives to net loss, loss from operations or any other measure of financial performance calculated and prescribed in accordance with GAAP. Neither EBITDA, Adjusted EBITDA nor Adjusted EBITDA as a percentage of net revenue should be considered a measure of discretionary cash available to us to invest in the growth of our business. Our Contribution margin, Contribution margin as a percentage of net revenue, EBITDA, Adjusted EBITDA and Adjusted EBITDA as a percentage of net revenue may not be comparable to similar titled measures in other organizations because other organizations may not calculate Contribution margin, EBITDA, Adjusted EBITDA or Adjusted EBITDA as a percentage of net revenue in the same manner as we do. Our presentation of Contribution margin and Adjusted EBITDA should not be construed as an inference that our future results will be unaffected by the expenses that are excluded from such terms or by unusual or non-recurring items.

We recognize that EBITDA, Adjusted EBITDA and Adjusted EBITDA as a percentage of net revenue, have limitations as analytical financial measures. For example, neither EBITDA nor Adjusted EBITDA reflects:

- our capital expenditures or future requirements for capital expenditures or mergers and acquisitions;
- the interest expense or the cash requirements necessary to service interest expense or principal payments, associated with indebtedness;
- depreciation and amortization, which are non-cash charges, although the assets being depreciated and amortized will likely have to be replaced in the future, or any cash requirements for the replacement of assets; and
- changes in cash requirements for our working capital needs.

Additionally, Adjusted EBITDA excludes non-cash stock-based compensation expense, which is and will remain a key element of our overall long-term incentive compensation package.

We also recognize that Contribution margin and Contribution margin as a percentage of net revenue have limitations as analytical financial measures. For example, Contribution margin does not reflect:

- general and administrative expenses necessary to operate our business;
- research and development expenses necessary for the development, operation and support of our software platform; or
- the fixed costs portion of our sales and distribution expenses including stock-based compensation expense.

TRADEMARKS, SERVICE MARKS AND TRADE NAMES

We own the trademarks, service marks and trade names that we use in connection with the operation of our business, including our corporate names, logos and website names. This prospectus may also contain trademarks, service marks, trade names and copyrights of other companies, which are the property of their respective owners. Solely for convenience, the trademarks, service marks, trade names and copyrights referred to in this prospectus are listed without the TM, SM, © and ® symbols, but we will assert, to the fullest extent under applicable law, our rights or the rights of the applicable licensors, if any, to these trademarks, service marks, trade names and copyrights.

PROSPECTUS SUMMARY

This summary highlights selected information that is presented in greater detail elsewhere in this prospectus. Because it is only a summary, it does not contain all of the information you should consider before investing in our common stock and it is qualified in its entirety by, and should be read in conjunction with, the more detailed information included elsewhere in this prospectus. Before you decide whether to purchase shares of our common stock, you should read this entire prospectus carefully, including the sections of this prospectus entitled “Risk Factors,” “Management’s Discussion and Analysis of Financial Condition and Results of Operations” and our consolidated financial statements and the related notes included elsewhere in this prospectus. Unless the context otherwise requires, the terms “Mohawk,” the “Company,” “we,” “us” and “our” in this prospectus refer to Mohawk Group Holdings, Inc. and our consolidated subsidiaries, including Mohawk Group, Inc., and “this offering” refers to the offering contemplated in this prospectus.

Our Company

Mohawk is a rapidly growing technology-enabled consumer products company. Mohawk was founded on the premise that if a consumer products goods (“CPG”) company was founded today, it would apply artificial intelligence (“A.I.”) and machine learning, the synthesis of massive quantities of data and the use of social proof to validate high caliber product offerings as opposed to over-reliance on brand value and other traditional marketing tactics.

Since our founding in 2014, we have scaled our business in a rapid, capital-efficient manner, having raised \$102.3 million of equity capital from inception through September 30, 2019. We have grown our net revenue each year since 2015, resulting in net revenue of \$73.3 million in 2018, up 101.0% over 2017, with net losses of \$31.8 million and \$23.1 million for 2018 and 2017, respectively. For the three months ended September 30, 2019, we increased our net revenue by \$15.9 million to \$40.6 million from \$24.7 million for the three months ended September 30, 2018, with net losses of \$11.3 million and \$5.1 million for the three months ended September 30, 2019 and September 30, 2018, respectively. For the nine months ended September 30, 2019, we increased our net revenue by \$35.2 million to \$88.8 million from \$53.6 million for the nine months ended September 30, 2018, with net losses of \$27.3 million and \$23.2 million for the nine months ended September 30, 2019 and September 30, 2018, respectively.

We have launched and sold hundreds of SKUs on Amazon and other e-commerce platforms. Through the success of those products, we have grouped them and have incubated four owned and operated brands: hOmelabs, Vremi, Xtava and RIF6. These product categories include home and kitchen appliances, kitchenware, environmental appliances (i.e., dehumidifiers and air conditioners), beauty related products and, to a lesser extent, consumer electronics.

We believe we are reinventing how to rapidly and successfully identify new product opportunities and to launch, autonomously market and sell products in the rapidly growing global e-commerce market by leveraging our proprietary software technology platform, known as AIMEE. AIMEE combines large quantities of data, A.I., machine learning and other automation algorithms, at scale, to allow rapid opportunity identification and automated online sales and marketing of consumer products.

AIMEE sources data from various e-commerce platforms, the internet and publicly available data, allowing us to estimate and determine trends, performance, and consumer sentiment on products and searches within e-commerce platforms. This functionality allows us to help determine which products to market, manufacture through contract manufacturers, import and sell on e-commerce marketplaces. AIMEE is also connected, through APIs, to multiple e-commerce platforms. This allows us to automate the purchase of marketing, to automate various parts of our fulfillment and logistics operations and to automate the change of pricing of product listings.

We generate revenue primarily through the online sales of our various digital native consumer products and substantially all of our sales are made through the Amazon U.S. marketplace. AIMEE is integrated with marketplaces in the U.S., including Amazon and Walmart, among others, and other platforms like Shopify, and we intend to launch products in the future, managed by AIMEE, on marketplaces outside the U.S. In 2018, predominantly through pilot programs, we began offering third party brands access to AIMEE through our managed SaaS business. In 2018, revenue from our managed SaaS business was \$0.5 million. For the nine months ended September 30, 2019, our revenue from our managed SaaS business was \$1.2 million.

See the sections of this prospectus entitled “Management’s Discussion and Analysis of Financial Condition and Results of Operations” and “Risk Factors” for further information.

Our History and Corporate Information

We were incorporated in Delaware under the name Mohawk Group Holdings, Inc. in March 2018 and were formed to effect the Merger (as defined below). Upon incorporation, we issued 897,435 shares of common stock at par value. We have a single direct operating subsidiary, Mohawk Group, Inc., a Delaware corporation (“Mohawk Opco”), which was incorporated in Delaware in April 2014. As of September 30, 2019, Mohawk Opco has multiple operating subsidiaries located in the United States, Canada, Ireland and China and conducts various aspects of its business in a number of other geographic locations including the Philippines, Israel, Poland, France and the Ukraine.

On September 4, 2018, pursuant to an Agreement and Plan of Merger and Reorganization among Mohawk Opco, MGH Merger Sub, Inc. and Mohawk Group Holdings, Inc., as amended by Amendment No. 1 dated as of April 1, 2018 (the “Merger Agreement”), MGH Merger Sub, Inc. merged with and into Mohawk Opco, with Mohawk Opco remaining as the surviving entity and becoming a wholly-owned operating subsidiary of our Company. This transaction is referred to herein as the Merger. The Merger became effective as of September 4, 2018 upon the filing of a Certificate of Merger with the Secretary of State of the State of Delaware (the “Effective Time”).

Pursuant to the Merger, we acquired the business of Mohawk Opco, a rapidly growing technology-enabled consumer products company. We entered into the Merger because the investor syndicate, represented by Catalyst Securities LLC, required this structure as a condition to Mohawk Opco’s private placement offering of its Series C Preferred Stock. Mohawk Opco continued (and currently continues) as the operating company of our Company group following the Merger. See the section of this prospectus entitled “Description of Our Business” below. At the Effective Time, each outstanding share of Mohawk Opco’s common and preferred stock (other than shares of Mohawk Opco’s Series C Preferred Stock) issued and outstanding immediately prior to the closing of the Merger was exchanged for 0.31310798 shares of our common stock, each outstanding share of Mohawk Opco’s Series C Preferred Stock issued and outstanding immediately prior to the closing of the Merger was exchanged for 0.2564103 shares of our common stock and each outstanding warrant to purchase shares of Mohawk Opco’s Series C Preferred Stock was exchanged for a warrant to purchase 0.2564103 shares of our common stock and retained the exercise price per share of \$15.60. As a result, an aggregate of 10,636,755 shares of our common stock were issued to the holders of Mohawk Opco’s capital stock after adjustments due to rounding for fractional shares, and warrants to purchase 44,871 shares of our common stock were issued to former holders of warrants to purchase shares of Mohawk Opco’s Series C Preferred Stock. In addition, on September 4, 2018, we issued warrants to purchase an aggregate of 196,364 shares of our common stock with an exercise price of \$15.60 per share to certain accredited investors as consideration for providing certain placement agent services to Mohawk Opco. See the section of this prospectus entitled “Description of Capital Stock—Warrants” below for more information. In addition, pursuant to the Merger Agreement, options to purchase 302,911 shares of Mohawk Opco’s common stock issued and outstanding immediately prior to the closing of the Merger with a weighted-average exercise price of \$7.49 were assumed and exchanged for options to purchase

369,885 shares of our common stock with a weighted-average exercise price of \$6.16. See the section of this prospectus entitled “Description of Capital Stock—Options” below for more information.

The Merger was a reverse recapitalization for financial reporting purposes. Before the Merger, Mohawk Group Holdings, Inc. had no operations, no cash and no debt. No stockholder obtained control of Mohawk Group Holdings, Inc. as a result of the Merger. Mohawk Opco stockholders obtained 92% of the voting interests in Mohawk Group Holdings, Inc. and continued to control Mohawk Group Holdings, Inc. after the Merger. As a result, no step-up in basis was recorded and the net assets of Mohawk Opco are stated at historical cost. The Merger was intended to be treated as a reorganization under Section 368(a) of the Internal Revenue Code of 1986, as amended. Operations prior to the Merger are the historical operations of Mohawk Opco.

Our principal executive offices are located at 37 East 18th Street, 7th Floor, New York, NY 10003, and our telephone number is (347) 676-1681. Our website address is www.mohawkgp.com. We do not incorporate the information on, or accessible through, our website into this prospectus, and you should not consider any information on, or accessible through, our website as part of this prospectus. We have included our website address in this prospectus solely as an inactive textual reference.

Initial Public Offering

On June 14, 2019, we completed our initial public offering (“IPO”), selling 3,600,000 shares of our common stock at a price of \$10.00 per share. Net proceeds to us from the offering were approximately \$29.6 million after deducting legal, underwriting and other offering expenses.

Implications of Being an Emerging Growth Company

We qualify as an “emerging growth company,” as that term is defined in the JOBS Act. For as long as we qualify as an emerging growth company, we may take advantage of certain exemptions from various reporting requirements that are applicable to other public companies that do not qualify as emerging growth companies, including, without limitation, not being required to comply with the auditor attestation requirements of Section 404(b) of the Sarbanes-Oxley Act of 2002, as amended, reduced disclosure obligations relating to executive compensation and exemptions from the requirements of holding advisory “say-on-pay,” “say-when-on-pay” and “golden parachute” executive compensation votes.

Under the JOBS Act, we will remain an emerging growth company until the earliest of:

- the last day of the fiscal year during which we have total annual gross revenues of \$1.07 billion or more;
- the last day of the fiscal year following the fifth anniversary of the completion of our IPO, or December 31, 2024;
- the date on which we have, during the previous three-year period, issued more than \$1.0 billion in non-convertible debt; and
- the date on which we are deemed to be a “large accelerated filer” under the Securities Exchange Act of 1934, as amended (the “Exchange Act”), (i.e., the first day of the fiscal year after we have (1) more than \$700.0 million in outstanding common equity held by our non-affiliates, measured each year on the last day of our second fiscal quarter, and (2) been public for at least 12 months).

We have elected to take advantage of certain of the reduced disclosure obligations regarding executive compensation in this prospectus and may elect to take advantage of other reduced reporting requirements in future filings with the SEC. As a result, the information that we provide to our stockholders may be different than the information you might receive from other public reporting companies.

[Table of Contents](#)

The JOBS Act also provides that an emerging growth company can utilize the extended transition period provided in Section 7(a)(2)(B) of the Securities Act for complying with new or revised accounting standards. We have elected to use this extended transition period until we are no longer an emerging growth company or until we affirmatively and irrevocably opt out of the extended transition period. As a result, our financial statements may not be comparable to companies that comply with new or revised accounting pronouncements as of public company effective dates.

THE OFFERING

Common stock being offered by the Selling Stockholders	11,852,392 Shares (including 318,158 shares of common stock issuable upon the exercise of the Warrants)
Common stock outstanding	17,710,659 shares (as of September 30, 2019)
Use of proceeds	We will not receive any proceeds from the sale of the Shares by the selling stockholders, other than any proceeds from any cash exercise of the Warrants.
Risk Factors	You should read the section of this prospectus entitled “Risk Factors” beginning on page 10 for a discussion of factors to consider carefully before deciding to invest in shares of our common stock.
Dividend Policy	Currently, we do not anticipate paying cash dividends. We are prohibited from paying any dividends without the prior written consent of the lenders under our credit and loan agreements.
Nasdaq Capital Market Symbol	“MWK”

The number of shares of common stock that is outstanding as of September 30, 2019 excludes:

- 318,158 shares of common stock issuable upon the exercise of warrants to purchase shares of common stock that were outstanding as of September 30, 2019, with a weighted-average exercise price of \$15.60 per share;
- 366,790 shares of common stock issuable upon the exercise of options to purchase common stock under our 2014 Amended and Restated Equity Incentive Plan as of September 30, 2019, with a weighted-average exercise price of \$6.53 per share;
- 2,608 shares of common stock reserved for awards available for future issuance under our 2014 Amended and Restated Equity Incentive Plan;
- 1,530,823 shares of common stock issuable upon the exercise of options to purchase common stock under our 2018 Equity Incentive Plan as of September 30, 2019, with a weighted-average exercise price of \$9.72 per share;
- 27,366 shares of common stock reserved for awards available for future issuance under our 2018 Equity Incentive Plan, which includes a provision that may increase its share reserve each year, as more fully described in the section of this prospectus entitled “Executive Officer Compensation—Equity-Based Incentive Plans—2018 Equity Incentive Plan”; and
- 48,520 shares of restricted common stock that were forfeited under our 2019 Equity Plan on November 27, 2019, of which 48,510 shares of restricted common stock were automatically reallocated on November 27, 2019 to the remaining participants in the 2019 Equity Plan in proportion to the number of shares covered by outstanding awards granted under the 2019 Equity Plan that each such remaining participant holds.

Except as otherwise indicated, all information in this prospectus assumes or gives effect to:

- a 1-for-3.9 reverse stock split of our common stock, which was effected on May 24, 2019; and

- no exercise of outstanding warrants or options to purchase shares of common stock after September 30, 2019.

The number of shares of common stock outstanding as of September 30, 2019 includes 2,575,982 shares of restricted common stock that are subject to vesting. For information regarding vesting of such outstanding shares of restricted stock, see the sections of this prospectus entitled “Risk Factors—Risks Related to Ownership of our Common Stock and Our Status as a Public Company—Future sales and issuances of our capital stock, or the perception that such sales may occur, could cause our stock price to decline.”, “Risk Factors—Risks Related to Ownership of our Common Stock and Our Status as a Public Company—Substantial blocks of our total outstanding shares may be sold into the market when the lock-up period ends. If there are substantial sales of shares of our common stock, or the market perception that such sales may occur, the price of our common stock could decline.”.

In addition, all information in this prospectus reflects the exchange upon the Effective Time of the Merger on September 4, 2018 of all shares of Mohawk Opco’s common stock, Series A Preferred Stock, Series B Preferred Stock, Series B-1 Preferred Stock and Series C Preferred Stock then outstanding for an aggregate of 10,636,755 shares of our common stock.

RISK FACTORS

Investing in our common stock involves a high degree of risk. You should consider carefully the risks and uncertainties described below, together with all of the other information in this prospectus, before making a decision to invest in our common stock. The risks and uncertainties described below may not be the only ones we face. If any of the risks actually occur, our business, financial condition, cash flows and results of operations could be materially and adversely affected. In that event, the trading price of our common stock could decline, and you could lose part or all of your investment.

Risks Related to Our Businesses, Strategies, Technology and Industry

We and our independent registered public accounting firm have previously expressed substantial doubt about our ability to continue as a going concern.

Our growth strategy has resulted in operating losses and negative cash flows from operations that raised substantial doubt about our ability to continue as a going concern. Our independent registered public accounting firm has included an explanatory paragraph in its report on our financial statements as of and for the years ended December 31, 2017 and 2018, that raises substantial doubt about our ability to continue as a going concern. We required significant additional funding to fund our growth strategy. If we were unable to raise additional funds we may have delayed, limited, reduced or terminated our product development or future commercialization efforts, our international expansion, our expansion into different e-commerce marketplaces and further our development of AIMEE, and/or scale back or eliminated some or all of our other operations. Any equity or debt financing that we obtain may have been dilutive to our current stockholders and debt financing, if available, may have involved restrictive covenants or unfavorable terms. If we were unable to continue as a going concern, we may have been forced to liquidate our assets and the values we may have received for our assets in liquidation or dissolution could be significantly lower than the values reflected in our financial statements.

On June 14, 2019, we completed our initial public offering (“IPO”), selling 3,600,000 shares of our common stock at a price of \$10.00 per share. Net proceeds to us from the offering were approximately \$29.6 million after deducting legal, underwriting and other offering expenses. We believe that, based on our current sales and expense level projections, the credit facility with MidCap (see Note 6 to Condensed Consolidated Financial Statements for the Three and Nine Months Ended September 30, 2018 and 2019), and the proceeds from the IPO, we will satisfy our estimated liquidity needs for the twelve months from the condensed consolidated financial statements issuance date. As such, the substantial doubt raised by our historical operating results has been mitigated. However, we cannot provide any assurance that we will not experience a going concern issue in the future.

We will require additional capital to support business growth, and this capital might not be available or may be available only by diluting existing stockholders.

We intend to continue making investments to support our business growth and may require additional funds to support this growth and respond to business challenges, including the need to develop our services, expand our inventory, enhance our operating infrastructure, expand the markets in which we operate and potentially acquire complementary businesses and technologies. Accordingly, we may need to engage in equity or debt financings to secure additional funds. If we raise additional funds through further issuances of equity or convertible debt securities, our existing stockholders could suffer significant dilution, and any new equity securities we issue could have rights, preferences and privileges superior to those of holders of our common stock. Any debt financing secured by us in the future could involve restrictive covenants relating to our capital-raising activities and other financial and operational matters, which may make it more difficult for us to obtain additional capital and to pursue business opportunities. In addition, we may not be able to obtain additional financing on terms favorable to us, if at all. If we are unable to obtain adequate financing or financing on terms satisfactory to us, when we require it, our ability to continue to support our business growth and to respond to business challenges could be significantly limited, and our business and prospects could fail or be adversely affected.

We have previously identified material weaknesses in our internal control over financial reporting. Such material weaknesses may cause us to fail to timely and accurately report our financial results or result in a material misstatement of our financial statements.

In connection with the audits of our 2017 and 2018 consolidated financial statements, we and our independent registered public accounting firm identified control deficiencies in the design and operation of our internal control over financial reporting that constituted in material weaknesses. A material weakness is a deficiency, or a combination of deficiencies, in internal control over financial reporting such that there is a reasonable possibility that a material misstatement of our financial statements will not be prevented or detected on a timely basis.

The material weakness identified in our internal control over financial reporting in 2017 primarily related to our accounting and proprietary systems used in our financial reporting process not having the proper level of controls. As a result, journal entries were prepared and posted to our accounting system without evidence of an independent review. In addition, our accounting and proprietary systems lacked controls over access, and program change management that are needed to ensure access to financial data is adequately restricted to appropriate personnel.

During 2018, we took certain actions towards remediating these material weaknesses, which included implementing an accounting system that has the ability to better manage segregation of duties and controls over the preparation and review of journal entries and adding finance personnel and information technology personnel. As we are still in the process of establishing the appropriate controls and finalizing the implementation of our accounting systems, in connection with the audit of our 2018 consolidated financial statements, we and our independent registered public accounting firm concluded that a material weakness remains related to the limited size of the finance department, a lack of proper segregation around preparation and review of certain account reconciliations and certain journal entries. In addition, there is a material weakness related to our controls, which are not designed effectively over the review of complex accounting matters.

We cannot assure you that the steps we are taking will be sufficient to remediate our material weaknesses or prevent future material weaknesses or significant deficiencies from occurring.

If we identify future material weaknesses in our internal controls over financial reporting or fail to meet the demands that will be placed upon us as a public company, including the requirements of the Sarbanes-Oxley Act of 2002, as amended (the “Sarbanes-Oxley Act”), we may be unable to accurately report our financial results or report them within the timeframes required by law or stock exchange regulations. Failure to comply with Section 404 of the Sarbanes-Oxley Act could also potentially subject us to sanctions or investigations by the Securities and Exchange Commission (the “SEC”) or other regulatory authorities. If additional material weaknesses exist or are discovered in the future, and we are unable to remediate any such material weakness, our reputation, financial condition and operating results could suffer.

We may not be able to generate sufficient revenue to be profitable or to generate positive cash flow on a sustained basis, and our revenue growth rate may decline.

We experienced losses after tax of \$23.1 million and \$31.8 million in the years ended December 31, 2017 and 2018, respectively, and losses after tax of \$23.2 million and \$27.3 million in the nine months ended September 30, 2018 and 2019, respectively. We may continue to experience losses before and after tax in the future, and we cannot assure you that we will achieve profitability and may continue to incur significant losses in future periods. We cannot assure you that we will generate sufficient revenue to offset the cost of maintaining and further developing our platform and maintaining and growing our business.

Although our net revenue grew from \$36.5 million for the year-ended December 31, 2017 to \$73.3 million the year-ended December 31, 2018, representing a 101.0% growth rate, and from \$53.6 million for the nine months ended September 30, 2018 to \$88.8 million for the nine months ended September 30, 2019, representing a 65.8%

[Table of Contents](#)

growth rate, our revenue growth rate may decline in the future due to a variety of factors, including increased competition and the maturation of our business. We cannot assure you that our net revenue will continue to grow or will not decline. You should not consider our historical net revenue growth or operating expenses as indicative of our future performance. If our revenue growth rate declines or our operating expenses are higher than forecasted, our business, financial performance and financial condition will be adversely affected.

Additionally, we expect our costs to increase in future periods, which could negatively affect our future operating results and ability to achieve and sustain profitability. We expect to continue to expend substantial financial and other resources on the ideation, sourcing and manufacturing of products, our technology infrastructure, research and development, including investments in our research and development team and the development of new features, sales and marketing, international expansion and general administration, including expenses related to being a public company. These investments may not result in increased net revenue or growth in our business. If we cannot successfully earn revenue at a rate that exceeds the costs associated with our business, we will not be able to achieve or sustain profitability or generate positive cash flow on a sustained basis and our revenue growth rate may decline. If we fail to continue to grow our net revenue and overall business, our business, results of operations, financial condition and prospects could be materially adversely affected.

We have a short operating history in an evolving industry and, as a result, our past results may not be indicative of future operating performance.

We have a short operating history in a rapidly evolving industry that may not develop in a manner favorable to our business. Our relatively short operating history makes it difficult to assess our future performance. You should consider our business and prospects in light of the risks and difficulties we may encounter.

Our future success will depend in large part upon our ability to, among other things:

- manage our inventory effectively;
- successfully develop, retain and expand our managed SaaS and consumer product offering and geographic reach;
- compete effectively;
- anticipate and respond to macroeconomic changes;
- effectively manage our growth;
- hire, integrate and retain talented people at all levels of our organization;
- avoid interruptions in our business from information technology downtime, cybersecurity breaches or labor stoppages;
- maintain the quality of our technology infrastructure;
- develop new features to enhance AIMEE's functionality; and
- retain our existing manufacturing vendors and attract new manufacturing vendors.

Our managed SaaS business is currently comprised of three affiliated brands primarily relating to supplements and while we expect to retain this business, we can provide no assurance that we will be successful in growing or retaining these brands which would result in the loss of managed SaaS and associated reseller revenues. From time to time, we have experienced excess inventory and warehouse costs related to the timing of delivery and the capacity of our warehouses and also due to expired and short-dated inventory. If we fail to address the risks and difficulties that we face, including those associated with the challenges listed above as well as those described elsewhere in this "Risk Factors" section, our business and our operating results will be adversely affected.

We may not be able to manage our growth effectively, and such rapid growth may adversely affect our corporate culture.

We have rapidly and significantly expanded our operations and anticipate expanding further as we pursue our growth strategies. Such expansion increases the complexity of our business and places a significant strain on our management, operations, technical systems, financial resources and internal control over financial reporting functions. Our current and planned personnel, systems, procedures and controls may not be adequate to support and effectively manage our future operations, especially as we employ personnel in several geographic locations. We are currently in the process of transitioning certain of our business and financial systems to systems on a scale reflecting the increased size, scope and complexity of our operations, and the process of migrating our legacy systems could disrupt our ability to timely and accurately process information, which could adversely affect our results of operations and cause harm to our reputation. As a result, we may not be able to manage our expansion effectively.

Our entrepreneurial and collaborative culture is important to us, and we believe it has been a major contributor to our success. We may have difficulties maintaining our culture or adapting it sufficiently to meet the needs of our future and evolving operations as we continue to grow, in particular as we grow internationally. In addition, our ability to maintain our culture as a public company, with the attendant changes in policies, practices, corporate governance and management requirements may be challenging. Failure to maintain our culture could have a material adverse effect on our business, results of operations, financial condition and prospects.

Substantially all of our revenues are from sales of products on Amazon and any limitation or restriction, temporarily or otherwise, to sell on Amazon's platform could have a material adverse impact to our business, results of operations, financial condition and prospects.

We sell substantially all of our products on Amazon and are subject to Amazon's terms of service and various other Amazon seller policies that apply to third parties selling products on Amazon's marketplace. Amazon's terms of service provide, among other things, that it may terminate or suspend its agreement with any seller or any of its services being provided to a seller at any time and for any reason. In addition, if Amazon determines that any seller's actions or performance, including ours, may result in violations of its terms or policies, or create other risks to Amazon or to third parties, then Amazon may in its sole discretion withhold any payments owed for as long as Amazon determines any related risk to Amazon or to third parties persist. Further, if Amazon determines that any seller's, including our, accounts have been used to engage in deceptive, fraudulent or illegal activity, or that such accounts have repeatedly violated its policies, then Amazon may in its sole discretion permanently withhold any payments owed. In addition, Amazon in its sole discretion may suspend a seller account and product listings if Amazon determines that a seller has engaged in conduct that violates any of its policies. From time to time, we have experienced suspensions and while we have in general been successful in having such suspensions removed, we can provide no assurance that suspensions will not occur in the future or that we will be able to successfully remove suspensions. While we endeavor to materially comply with the terms of services of the marketplaces on which we operate, we can provide no assurances that these marketplaces will have the same determination with respect to our compliance. In the event of any dispute between Amazon and us, the resolution of such dispute would be subject to binding arbitration and we cannot provide any assurance that we would prevail in such arbitration. Any limitation or restriction on our ability to sell on Amazon's platform could have a material impact on our business, results of operations, financial condition and prospects.

We also rely on services provided by Amazon's fulfillment platform, including Prime Certification, which provides for expedited shipping to the consumer, an important aspect in the buying decision for consumers. For products that we fulfill ourselves, we have qualified to offer our products for sale with Prime Certification delivery. Any inability to market our products for sale with expedited delivery provided under Prime Certification could have a material impact on our business, results of operations, financial condition and prospects. In the third quarter of 2019, we temporarily experienced the loss of our Prime Certification delivery, and in addition, certain of our products were deemed not be eligible for Prime delivery based on Amazon's

determination of expected shipping dates. Failure to remain compliant with the best fulfillment practices on Amazon’s platform could have a material impact on our business, results of operations, financial condition and prospects.

We rely on AIMEE and other information technologies and systems to operate our business and to maintain our competitiveness, and any failure to invest in and adapt to technological developments and industry trends could harm our business.

We depend on the use of our proprietary technology platform named AIMEE and other sophisticated information technologies and systems, including technology and systems used for websites and apps, customer service, logistics and fulfillment, supplier connectivity, communications and administration. As our operations grow in size, scope and complexity, we will need to continuously improve and upgrade our systems and infrastructure to offer an increasing number of consumer-enhanced services, features and functionalities, while maintaining and improving the reliability and integrity of our systems and infrastructure.

Our future success also depends on our ability to adapt AIMEE, our services and infrastructure, including our logistics and fulfillment platform which leverages AIMEE, to meet rapidly evolving e-commerce trends and demands while continuing to improve our software’s performance, features and reliability. The emergence of alternative platforms may require us to continue to invest in new and costly technology. We may not be successful, or we may be less successful than our competitors, in developing technologies that operate effectively across multiple e-commerce platforms, which would negatively impact our business and financial performance. New developments in other areas, such as cloud computing providers, could also make it easier for competitors to enter our markets due to lower up-front technology costs. In addition, we may not be able to maintain our existing systems or replace our current systems or introduce new technologies and systems as quickly or cost effectively as we would like. Failure to invest in and adapt to technological developments and industry trends may have a material adverse effect on our business, results of operations, financial condition and prospects.

We rely on data provided by third parties, the loss of which could limit the functionality of our platforms, cause us to invest in the wrong product or disrupt our business.

We use AIMEE, our proprietary software, to determine market trends and what markets to enter into. Our ability to successfully use AIMEE depends on our ability to analyze and utilize data, including search engine results, provided by unaffiliated third parties, primarily, Google and Amazon. Some of this data is provided to us pursuant to third-party data sharing policies and terms of use, under data sharing agreements by third-party providers or by customer consent. The majority of this data is sourced for free or for de minimis amounts. AIMEE sources the majority of the data through application program interfaces (“APIs”) or through other standard data upload/downloads methods. This source of data allows us, leveraging AIMEE, to determine trends, performance and consumer sentiment on products and searches within e-commerce platforms. This functionality allows us to help determine which products to market, manufacture through contract manufacturers, import and sell on e-commerce marketplaces. The connection to multiple e-commerce platforms through APIs allows us to develop the automation of the purchase of marketing and automate the change of pricing of product listings on those e-commerce platforms.

In the future, any of these third parties could change its data sharing policies, including making them more restrictive, charging fees or altering its algorithms that determine the placement, display and accessibility of search results and social media updates, any of which could result in the loss of, or significant impairment to, our ability to collect useful data. These third parties could also interpret our, or our service providers’, data collection policies or practices as being inconsistent with their policies, which could result in the loss of our ability to collect this data. Privacy concerns may cause end users to resist providing the personal data necessary to allow our proprietary software to determine market trends as well as our ability to effectively retain existing customers. Privacy advocacy groups and the technology and other industries are considering various new, additional or different self-regulatory standards that may place additional burdens on us. Any such changes could impair our

ability to use data and could adversely impact select functionality of our proprietary software, impairing the ability to use this data to anticipate customer demand and market trends, as well as adversely affecting our business and our ability to generate revenue.

If we fail to keep up with rapid technological changes, or to further develop AIMEE, our future success may be adversely affected.

A.I. and machine learning technologies are subject to rapid changes and our technology is yet to be fully automated. Our future success will depend on our ability to respond to rapidly changing technologies, to adapt and further develop AIMEE's functionality or our services to our evolving industry and to improve the performance and reliability of our systems. Our failure to adapt to such changes could harm our business. In addition, the widespread adoption of new internet, networking or telecommunications technologies or other technological changes could require substantial expenditures to modify or adapt our products, services or infrastructure. If we fail to keep up with rapid technological changes to remain competitive in our rapidly evolving industry, our future success may be adversely affected. We expect to incur significant costs in the development of AIMEE's functionality, and any failure to achieve our expected performance goals could have an adverse effect on our financial condition and results of operations.

Our business depends on our ability to build and maintain strong product listings on e-commerce platforms. We may not be able to maintain and enhance our product listings if we receive unfavorable customer complaints, negative publicity or otherwise fail to live up to consumers' expectations, which could materially adversely affect our business, results of operations and growth prospects.

Maintaining and enhancing our product listings is critical in expanding and growing our business. However, a significant portion of our perceived performance to the customer depends on third parties outside of our control, including suppliers and logistics providers such as FedEx, UPS, the U.S. Postal Service and other third-party delivery agents as well as online retailers such as Amazon and Walmart. Because our agreements with our online retail partners are generally terminable at will, we may be unable to maintain these relationships, and our results of operations could fluctuate significantly from period to period. Because we rely on third parties, like FedEx, to deliver our products, we are subject to shipping delays or disruptions caused by inclement weather, natural disasters, labor activism, health epidemics or bioterrorism. In addition, because we rely on national, regional and local transportation companies for the delivery of some of our other products, we are also subject to risks of breakage or other damage during delivery by any of these third parties. If these third parties do not meet our or our customers' expectations, our brands may suffer irreparable damage. In addition, maintaining and enhancing these brands may require us to make substantial investments, and these investments may not be successful. If we fail to promote and maintain our brands, or if we incur excessive expenses in this effort, our business, operating results and financial condition may be materially adversely affected. We anticipate that, as our market becomes increasingly competitive, maintaining and enhancing our brands may become increasingly difficult and expensive. Maintaining and enhancing our brands will depend largely on our ability to anticipate market trends and customer demand and to provide high quality products to our customers and a reliable, trustworthy and profitable sales channel to our suppliers, which we may not be able to do successfully.

Customer complaints or negative publicity about our sites, products, delivery times, customer data handling and security practices or customer support, especially on blogs, social media websites and our sites, could rapidly and severely diminish consumer view of our product listings and result in harm to our brands. Customers may also make safety-related claims regarding products sold through our online retail partners, such as Amazon, which may result in an online retail partner removing the product from its marketplace. Such removal may materially impact our financial results depending on the product that is removed and length of time that it is removed. We also use and rely on other services from third parties, such as our telecommunications services, and those services may be subject to outages and interruptions that are not within our control.

Our efforts to acquire or retain consumers, and our efforts to sell new products or increase sales of our existing products, may not be successful, which could prevent us from maintaining or increasing our sales.

If we do not successfully promote and sustain our new and/or existing product listings and brands through marketing and other tools, we may fail to maintain or increase our sales. Promoting and positioning our brands and product listings will depend largely on the success of our marketing efforts, our ability to attract consumers cost effectively and our ability to consistently provide a high-quality product and maintain consumer satisfaction. In order to grow our business and to acquire and retain consumers, we have incurred and will continue to incur substantial expenses related to advertising and other marketing efforts. We also use promotions to drive sales, which may not be effective and may adversely affect our gross margins. Our investments in marketing may not effectively reach potential consumers, potential consumers may decide not to buy our products or the spending of consumers that purchase from us may not yield the intended return on investment, any of which could negatively affect our financial results. The failure of our marketing activities could also adversely affect our ability to promote our product listings and sell our products, and to develop and maintain relationships with our consumers, retailers and brands, which may have a material adverse effect on our business, results of operations, financial condition and prospects.

If we fail to acquire new customers or retain existing customers, or fail to do so in a cost-effective manner, we may not be able to achieve profitability.

Our success depends on our ability to acquire and retain customers in a cost-effective manner. In order to expand our customer base, we must appeal to and acquire customers who have historically used other channels to purchase the wide variety of products we offer and may prefer alternatives to our offerings, such as those offered by other vendors on Amazon and Walmart, traditional brick-and-mortar retailers, and the websites of our competitors or our suppliers' own websites. We expect competition in e-commerce generally to continue to increase. Competitors have introduced lower cost or differentiated products that are perceived to compete with our products. If we are unable to correctly anticipate market trends and customer demand, our ability to sell our products could be impaired. We have made investments related to customer acquisition and expect to continue to spend significant amounts to acquire additional customers. Our paid advertising efforts consist primarily of online channels, including search engine marketing, display advertising and paid social media. These efforts are expensive and may not result in the cost-effective acquisition of customers. We cannot assure you that the net profit from new customers we acquire will ultimately exceed the cost of acquiring those customers. If we fail to deliver quality products, or if consumers do not perceive the products we offer to be of high value and quality, we may not be able to acquire new customers. If we are unable to acquire new customers who purchase products in numbers sufficient to grow our business, we may not be able to generate the scale necessary to drive beneficial network effects with our suppliers, our net revenue may decrease and our business, financial condition and operating results may be materially adversely affected.

We believe new customers can originate from word-of-mouth and other non-paid referrals from existing customers. Therefore, we must ensure that our existing customers remain loyal to us in order to continue receiving those referrals. If our efforts to satisfy our existing customers are not successful, we may not be able to acquire new customers in sufficient numbers to continue to grow our business, or we may be required to incur significantly higher marketing expenses in order to acquire new customers. For example, since 2016, Amazon has maintained a policy whereby they will purge all reviews they believe are paid for. While we do not ask customers to leave a positive review or change a review, some of our reviews have been purged by Amazon in accordance with this policy because Amazon believed they were questionable or not authentic. If Amazon continues to purge reviews or if we are unable to maintain our positive reviews, it may adversely affect our ability to acquire new customers. In addition, we believe that Amazon has, from time to time, placed limitations on the daily volume of reviews that may be provided for any specific product listing. This limitation or others relating to customer engagement with our product listings could impact the success of our product listings, which could adversely impact our financial performance.

If we fail to offer high-quality customer support, our business and reputation may suffer.

High-quality education, training and customer support are important for the successful retention of existing customers. Providing this education, training and support requires that our support personnel have specific knowledge and expertise of our products and markets, making it more difficult for us to hire qualified personnel and to scale up our support operations. The importance of high-quality customer support will increase as we expand our business and pursue new customers. If we do not provide effective and timely ongoing support, our ability to retain existing customers may suffer, and our reputation with existing or potential customers may be harmed, which would have a material adverse effect on our business, results of operations, financial condition and prospects.

Significant merchandise returns could harm our business.

We allow our customers to return products, subject to our return policy. If merchandise returns are significant, our business, prospects, financial condition and results of operations could be harmed. Further, we modify our policies relating to returns from time to time, which may result in customer dissatisfaction or an increase in the number of product returns. From time to time our products are damaged in transit, which can increase return rates and harm our brand. Our refund liability for sales returns was \$0.2 million, \$0.3 million, and \$0.5 million as of December 31, 2017, December 31, 2018, and September 30, 2019, respectively, which is included in accrued liabilities and represents the expected value of refunds that may be due to our customers. If we experience significant product returns, we would incur significant expenses and our results of operation and financial condition would be adversely affected.

We rely on third party online marketplaces to sell and market our products, particularly Amazon, and these providers may change their Terms of Services, search engine algorithms or pricing in ways that could negatively affect our business, results of operations, financial condition and prospects.

We market and sell our products on various online retail channels, including Amazon and Walmart. These online retail channels provide us with direct access to potential customers on their websites and applications. This direct access enables us to push real-time or nearly real-time updates to product listings, gauge customer interest and rapidly move products to prevent obsolescence caused by excess inventory. In order to maintain relationships with the online retail channels, we may need to modify our products or marketing strategies in a way that may be adverse to our business and financial results. Furthermore, if we were to lose access to these online retail channels, either in whole or in part, our ability to distribute and market our products would be adversely impacted.

In order to grow our business, we anticipate that we will need to continue to maintain and potentially expand these relationships. In general, our financial results are immaterial to the online retail channels on which we sell. Accordingly, we have no negotiating power with these online retail channels and must accept changes to their platforms. For example, terms from online retail channels that could impact our business relate to platform fee charges (i.e., selling commissions), exclusivity, inventory warehouse availability, excluded products and limitations on sales and marketing, each of which could have a material impact on our results of operations, financial conditions and prospects. We believe we will also need to establish new relationships with new online retail channels, including online retail channels in new geographic markets that we enter, and online retail channels that may emerge in the future as the leading marketplaces for end consumers. Identifying potential online retail channels, and negotiating and documenting relationships with them, requires significant time and resources. Our competitors may be more effective than we are in providing incentives to online retail channels to favor their products or services or to prevent or reduce views of our products. In addition, the acquisition of a competitor by one of our online retail channels could result in increased visibility of the competitor's product, which, in turn, could lead to decreased customer interest. If we are unsuccessful in establishing or maintaining our relationships with online retail channels, our ability to compete in the marketplace or to grow our net revenue could be impaired and our operating results could suffer.

Our efforts to expand our business into new brands, products, services, technologies, and geographic regions will subject us to additional business, legal, financial and competitive risks and may not be successful.

Our business success depends to some extent on our ability to expand our customer offerings by launching new brands, products and services and by expanding our existing offerings into new geographies. Our strategy is to use our proprietary software to determine which markets to enter and optimize the mix of products that we offer. Examples of new markets we are considering expansion in are China, Japan and Eastern Europe. Further, we are considering launching products which are outside the current core of home and kitchen appliances and kitchenware, beauty-related products and consumer electronics. Launching new brands, products and services requires significant upfront investments, including investments in marketing, information technology and additional personnel. We operate in highly competitive industries with relatively low barriers to entry and must compete successfully in order to grow our business. We may not be able to generate satisfactory revenue from these efforts to offset these costs. Any lack of market acceptance of our efforts to launch new brands, products and services or to expand our existing offerings could have a material adverse effect on our business, prospects, financial condition and results of operations. Further, as we continue to expand our fulfillment capability or add new businesses with different requirements, our logistics networks will become increasingly complex and operating them will become more challenging. There can be no assurance that we will be able to operate our networks effectively. We have also entered and may continue to enter new markets and provide product offerings in which we have limited or no experience, which may not be successful or appealing to our customers. In addition, we may face difficulties in integrating AIMEE into a SaaS client's supply chain, which would reduce the ability of our managed SaaS business to generate revenue to the extent we are compensated for our services based on the level of sales of our clients' products.

The consumer product goods ("CPG") industry is subject to evolving standards and practices, as well as changing customer needs, requirements and preferences. Our ability to attract new customers and increase revenue from existing customers depends, in part, on our ability to enhance and improve our existing features, pinpoint new markets and introduce new products. We expend significant resources on research and development to develop new products in order to meet our customers' rapidly evolving demands. The success of any enhancements or new features depends on several factors, including timely completion, adequate quality testing, actual performance quality, market-accepted pricing levels and overall market acceptance. We may not be successful in these efforts, which could result in significant expenditures that could impact our revenue or distract management's attention from current offerings.

Increased emphasis on the sale of new products could distract us from sales of our existing products in existing markets, negatively affecting our overall sales. We have invested and expect to continue to invest in new businesses, products, features, services and technologies. Such endeavors may involve significant risks and uncertainties, including insufficient revenue from such investments to offset any new liabilities assumed and expenses associated with these new investments, inadequate return of capital on our investments, distraction of management from current operations and unidentified issues not discovered in our due diligence of such strategies and offerings that could cause us to fail to realize the anticipated benefits of such investments and incur unanticipated liabilities. Because these new strategies and offerings are inherently risky, no assurance can be given that they will be successful. Our new features or enhancements could fail to attain sufficient market acceptance for many reasons, including:

- delays in introducing products in new markets;
- failure to accurately predict market demand or end consumer preferences;
- defects, errors or failures in our manufacturing;
- introduction of competing products;
- poor financial conditions for our customers or poor general macroeconomic conditions;
- changes in legal or regulatory requirements, or increased legal or regulatory scrutiny, adversely affecting our products;

[Table of Contents](#)

- failure of our brand promotion activities or negative publicity about the performance or effectiveness of our existing features; and
- disruptions or delays in the online retailers and, or in addition to, logistics providers distributing our products.

There is no assurance that we will successfully identify new opportunities or develop and bring new products to market on a timely basis, which could materially and adversely affect our business and operating results and compromise our ability to generate revenue.

Expansion of our operations internationally will require management attention and resources, involves additional risks and may be unsuccessful.

We have limited experience with operating internationally or selling our merchandise outside of the United States, and if we choose to expand internationally, we would need to adapt to different local cultures, standards and policies. The business model and technology we employ and the merchandise we currently offer may not be successful with consumers outside of the United States. Furthermore, to succeed with clients in international locations, it will likely be necessary to locate fulfillment centers in foreign markets and hire local employees in those international centers, and we may have to invest in these facilities before proving we can successfully run foreign operations. We may not be successful in expanding into international markets or in generating revenue from foreign operations for a variety of reasons, including:

- localization of our merchandise offerings and technology, including translation into foreign languages and adaptation for local practices;
- availability of data, including at reasonable costs;
- different consumer demand dynamics, which may make our business model, technology and the merchandise we offer less successful compared to the United States;
- competition from local incumbents that understand the local market and may operate more effectively;
- regulatory requirements, taxes, trade laws, trade sanctions and economic embargoes, tariffs, export quotas, custom duties or other trade restrictions or any unexpected changes thereto;
- laws and regulations regarding anti-bribery and anti-corruption compliance;
- differing labor regulations where labor laws may be more advantageous to employees as compared to the United States and increased labor costs;
- more stringent regulations relating to privacy and data security and access to, or use of, commercial and personal information, particularly in Europe;
- changes in a specific country's or region's political or economic conditions; and
- risks resulting from changes in currency exchange rates.

If we invest substantial time and resources to establish and expand our operations internationally and are unable to do so successfully and in a timely manner, our operating results would suffer.

Use of social media and emails may adversely impact our reputation or subject us to fines or other penalties.

We use social media and emails as part of our omnichannel approach to marketing. As laws and regulations rapidly evolve to govern the use of these channels, the failure by us, our employees or third parties acting at our direction to abide by applicable laws and regulations in the use of these channels could adversely affect our reputation or subject us to fines or other penalties. In addition, our employees or third parties acting at our direction may knowingly or inadvertently make use of social media in ways that could lead to the loss or

[Table of Contents](#)

infringement of intellectual property, as well as the public disclosure of proprietary, confidential or sensitive personal information of our business, employees, consumers or others. Any such inappropriate use of social media and emails could also cause reputational damage.

Consumers value readily available information concerning retailers and their goods and services and often act on such information without further investigation and without regard to its accuracy. Our consumers may engage with us online through our social media platforms, including Facebook and Instagram, by providing feedback and public commentary about all aspects of our business. Information concerning us or our retailers and brands, whether accurate or not, may be posted on social media platforms at any time and may have a disproportionately adverse impact on our brand, reputation or business. The harm may be immediate without affording us an opportunity for redress or correction and could have a material adverse effect on our business, results of operations, financial condition and prospects.

If our emails are not delivered and accepted or are routed by email providers less favorably than other emails, or our sites or mobile applications are not accessible or are treated disadvantageously by Internet service providers, our business may be substantially harmed.

If email providers or Internet service providers (“ISPs”) implement new or more restrictive email or content delivery or accessibility policies, including with respect to net neutrality, it may become more difficult to deliver emails to our customers or for customers to access our site, products and services. For example, certain email providers, including Google, categorize our emails as “promotional”, and these emails are directed to an alternate, and less readily accessible, section of a customer’s inbox. If email providers materially limit or halt the delivery of our emails, or if we fail to deliver emails to customers in a manner compatible with email providers’ email handling or authentication technologies, our ability to contact customers through email could be significantly restricted. In addition, if we are placed on “spam” lists or lists of entities that have been involved in sending unwanted, unsolicited emails, our operating results and financial condition could be substantially harmed. Further, if ISPs prioritize or provide superior access to our competitors’ content, our business and results of operations may be negatively impacted.

We are subject to risks related to online payment methods.

We accept payments using a variety of methods, including credit card, debit card, PayPal, credit accounts (including promotional financing) and gift cards. For certain payment methods, including credit and debit cards, we pay interchange and other fees, which may increase over time and raise our operating costs and lower profitability. In addition, our credit card and other payment processors could impose receivable holdback or reserve requirements in the future. We rely on third parties to provide payment processing services, including the processing of credit cards and debit cards, and it could disrupt our business if these companies become unwilling or unable to provide these services to us. We are also subject to payment card association operating rules, certification requirements and rules governing electronic funds transfers, which could change or be reinterpreted to make it difficult or impossible for us to comply. If we fail to comply with the rules or requirements of any provider of a payment method we accept, if the volume of fraud in our transactions limits or terminates our rights to use payment methods we currently accept, or if a data breach occurs relating to our payment systems, we may, among other things, be subject to fines or higher transaction fees and may lose, or face restrictions placed upon, our ability to accept credit card and debit card payments from consumers or to facilitate other types of online payments. If any of these events were to occur, our business, financial condition and operating results could be materially adversely affected.

If we are unable to manage our inventory effectively, our operating results could be adversely affected.

To ensure timely delivery of products, we generally enter into purchase orders in advance with manufacturers. As a result, we are vulnerable to demand and pricing shifts and to suboptimal selection and timing of product purchases. In the past, we have not always predicted the appropriate demand for our products by consumers with

accuracy, which has resulted in inventory shortages, inventory write offs and lower gross margins. We rely on our procurement team to order products and we rely on our data analytics to inform the levels of inventory we purchase, including when to reorder items that are selling well and when to write off items that are not selling well. Our contract manufacturers are often responsible for conducting a number of traditional operations with respect to their respective products, including maintaining raw materials and inventory for shipment to us. In these instances, we may be unable to ensure that these suppliers will continue to perform these services to our satisfaction in a manner that provides our customer with an appropriate brand experience or on commercially reasonable terms. If so, our business, reputation and brands could suffer. If our sales and procurement teams do not predict demand well or if our algorithms do not help us reorder the right products or write off the right products timely, we may not effectively manage our inventory, which could result in inventory excess or shortages, and our operating results and financial condition could be adversely affected.

Our business, including our costs and supply chain, is subject to risks associated with sourcing, manufacturing, importing and warehousing.

We currently source all of the products we offer from third-party vendors and, as a result, we may be subject to price fluctuations or demand disruptions. Our operating results would be negatively impacted by increases in the prices of our products, and we have no guarantees that prices will not rise. In addition, as we expand into new categories and product types, we expect that we may not have strong purchasing power in these new areas, which could lead to higher costs than we have historically seen in our current categories. We may not be able to pass increased costs on to customers, which could adversely affect our operating results. Moreover, in the event of a significant disruption in the supply of raw materials used in the manufacture of our products, the vendors that we work with might not be able to locate alternative suppliers of materials of comparable quality at an acceptable price. For example, natural disasters have in the past increased raw material costs, impacting pricing with certain of our vendors, and caused shipping delays for certain of our products. Further capacity fluctuations driven by various factors such as seasonality, tariffs, hedging or other factors can cause importing delays, which can lead to volatility in ocean freight rates and availability, causing us to incur additional expense and adversely affecting our operating results. In addition, our third party warehouse providers may not have sufficient capacity to store our goods or may seek to increase our pricing rates. Any delays, interruption, damage to or increased costs in the manufacture of the product we offer could result in higher prices to acquire the product or non-delivery of product altogether and could adversely affect our operating results.

In addition, we cannot guarantee that product we receive from vendors will be of sufficient quality or free from damage or defects, or that such merchandise will not be damaged during shipping or storage. While we take measures to ensure product quality and avoid damage, including evaluating vendor facilities, operations and product samples, conducting inventory inspections and inspecting returned product, we cannot control merchandise while it is out of our possession or prevent all damage while in our distribution centers. We may incur additional expenses and our reputation could be harmed if clients and potential clients believe that our merchandise is not of high quality or may be damaged.

Risks associated with the suppliers from whom our products are sourced could materially adversely affect our financial performance as well as our reputation and brand.

We depend on our ability to provide our customers with a wide range of products from qualified suppliers in a timely and efficient manner. Our agreements with most of our suppliers do not provide for the long-term availability of merchandise or the continuation of particular pricing practices, nor do they usually restrict such suppliers from selling products to other buyers or directly themselves. There can be no assurance that our current suppliers will continue to seek to sell us products on current terms or that we will be able to establish new or otherwise extend current supply relationships to ensure product acquisitions in a timely and efficient manner and on acceptable commercial terms. For example, we recently decided to switch manufacturers for two of our products. Our ability to develop and maintain relationships with reputable suppliers and offer high quality products to our customers is critical to our success. If we are unable to develop and maintain relationships with

suppliers that would allow us to offer a sufficient amount and variety of quality products on acceptable commercial terms, our ability to satisfy our customers' needs, and therefore our long-term growth prospects, would be materially adversely affected.

We also are unable to predict whether any of the countries in which our suppliers' products are currently manufactured or may be manufactured in the future will be subject to trade restrictions imposed by the U.S. or foreign governments or the likelihood, type or effect of any such restrictions. Any event causing a disruption or delay of imports from suppliers with international manufacturing operations, including the imposition of additional import restrictions, restrictions on the transfer of funds or increased tariffs or quotas, could increase the cost or reduce the supply of merchandise available to our customers and materially adversely affect our financial performance as well as our reputation and brand. For example, a significant number of our products are subject to import tariffs from China of 25%, and the remainder of our products, including our dehumidifier line of products, may be subject to tariffs if the previously announced and subsequently postponed, increases are enacted in the future. Our competitors may have greater existing inventory positions and other advantages that may allow them to price more competitively relative to our products. In addition, we may not be able to shift production for our products to other countries not subject to tariffs. Furthermore, some or all of our suppliers' foreign operations may be adversely affected by political and financial instability, resulting in the disruption of trade from exporting countries, restrictions on the transfer of funds or other trade disruptions.

Shipping is a critical part of our business and any changes in our shipping arrangements or any interruptions in shipping could adversely affect our operating results.

We currently rely on three major vendors for our shipping. If we are not able to negotiate acceptable pricing and other terms with these entities or they experience performance problems or other difficulties, it could negatively impact our operating results and our clients' experience. We are also subject to volatility in ocean freight rates that are driven, in part, by seasonality, capacity availability and other factors, including fuel-related regulations affecting the shipping industry. In addition, our ability to receive inbound inventory efficiently and ship merchandise to clients may be negatively affected by inclement weather, fire, flood, power loss, earthquakes, labor disputes, acts of war or terrorism and similar factors. We are also subject to risks of damage or loss during delivery by our shipping vendors. If our products are not delivered in a timely fashion or are damaged or lost during the delivery process, our clients could become dissatisfied and cease using our products or services, which would adversely affect our business and operating results.

We are dependent on third-party manufacturers, which are located in China, and any inability to obtain products from any such manufacturers could have a material adverse effect on our business, operating results and financial condition.

Substantially all of our products are manufactured by unaffiliated companies that are located in China. This concentration exposes us to risks associated with doing business globally, including: changing international political relations; labor availability and cost; changes in laws, including tax laws, regulations and treaties; changes in labor laws, regulations and policies; changes in customs duties, additional tariffs and other trade barriers; changes in shipping costs; currency exchange fluctuations; local political unrest; an extended and complex transportation cycle; the impact of changing economic conditions; and the availability and cost of raw materials and merchandise. The political, legal and cultural environment in China is rapidly evolving, and any change that impairs our ability to obtain products from manufacturers in that region, or to obtain products at marketable rates, could have a material adverse effect on our business, operating results and financial condition. We rely on one large manufacturer for the manufacturing of several of our products, including our dehumidifiers. If we were no longer able to maintain that relationship for any reason, we may not be able to timely find another manufacturer, or another manufacturer that provides the same quality, which would negatively affect our business, sales and results of operations.

We depend on highly skilled personnel, including senior management and our technology professionals, and if we are unable to retain or motivate key personnel or hire, retain and motivate qualified personnel, our business could be harmed.

We believe our success has depended, and our future success depends, on the efforts and talents of our senior management and our highly skilled team members, including our software engineers, data scientists and technology professionals. Our future success depends on our continuing ability to attract, develop, motivate and retain highly qualified and skilled employees. The loss of one or more of our key personnel or the inability to promptly identify a suitable successor to a key role could have an adverse effect on our business. In particular, our Founder and Chief Executive Officer has unique and valuable experience leading our Company from our inception through today. If he were to depart or otherwise reduce his focus on our Company, our business may be disrupted. We do not currently maintain key-person life insurance policies on any member of our senior management team and other key employees, except for our Founder and Chief Executive Officer.

Competition for key personnel is strong, especially in the New York, New York area where our headquarters are located, and we cannot be sure that we will be able to attract and retain a sufficient number of qualified personnel in the future, or that the compensation costs of doing so will not adversely affect our operating results. Similarly, competition for well-qualified employees in all aspects of our business, including software engineers and other technology professionals, is intense globally. We do not have long-term employment or non-competition agreements with any of our personnel. Our continued ability to compete effectively depends on our ability to attract new employees and to retain and motivate existing employees. In particular, our software engineers and technology professionals are key to designing, maintaining and improving code and algorithms necessary to our business. If we do not succeed in attracting well-qualified employees or retaining and motivating existing employees and key senior management with the appropriate skills at cost-effective compensation levels, or if changes to our business adversely affect morale or retention, our business, results of operations, financial condition and prospects may be adversely affected.

In addition, in making employment decisions, particularly in the software industry, job candidates often consider the value of the stock options or other equity incentives they are to receive in connection with their employment. If the price of our stock declines, or experiences significant volatility, our ability to attract or retain key employees will be adversely affected. Also, as employee options vest and lock-ups expire, we may have difficulty retaining key employees. If we fail to attract new personnel or fail to retain and motivate our current personnel, our growth prospects could be severely harmed.

We may not accurately forecast revenues, profitability and appropriately plan our expenses.

We base our current and future expense levels on our operating forecasts and estimates of future income and operating results. Income and operating results are difficult to forecast because they generally depend on the volume and timing of the orders we receive, which are uncertain. Additionally, our business is affected by general economic and business conditions around the world. A softening in income, whether caused by changes in consumer preferences or a weakening in global economies, may result in decreased net revenue levels, and we may be unable to adjust our spending in a timely manner to compensate for any unexpected shortfall in income. This inability could cause our (loss)/income after tax in a given quarter to be (higher)/lower than expected. We also make certain assumptions when forecasting the amount of expense we expect related to our stock-based payments, which includes the expected volatility of our stock price, and the expected life of stock options granted. These assumptions are partly based on historical results. If actual results differ from our estimates, our operating results in a given quarter may be lower than expected.

Our operating results are subject to seasonal and quarterly variations in our net revenue and operating income and, as a result, our quarterly results may fluctuate and could be below expectations.

Our business can be seasonal based on our product mix and may become more seasonal depending on our product mix; specifically, we have realized a disproportionate amount of our net revenue and earnings for prior

fiscal years in the third and fourth quarter as a result of the holiday season, and we expect this seasonal impact on our operations to continue in the future. If we experience lower than expected net revenue during any third or fourth quarter, it may have a disproportionately large impact on our operating results and financial condition for that year. Any factors that harm our third or fourth quarter operating results, including disruptions in our brands or our supply chains or unfavorable economic conditions, could have a disproportionate effect on our results of operations and our financial condition for our entire fiscal year.

In anticipation of increased sales activity during the third and fourth quarter, we may incur significant additional expenses, including additional marketing and additional staffing in our customer support operations. In addition, we may experience an increase in our net shipping costs due to complimentary upgrades, split-shipments and additional long-zone shipments necessary to ensure timely delivery for the holiday season. At peak periods, there could also be further delays in processing orders, which could leave us unable to fulfill consumer orders due to “no stock,” which could lead to lower consumer satisfaction. In the future, our seasonal sales patterns may become more pronounced, may strain our personnel and production activities and may cause a shortfall in net sales as compared with expenses in a given period, which could substantially harm our business, results of operations, financial condition and prospects.

Our quarterly results of operations may also fluctuate significantly as a result of a variety of other factors, including those described above. As a result, historical period-to-period comparisons of our sales and operating results are not necessarily indicative of future period-to-period results. You should not rely on the results of a single fiscal quarter as an indication of our annual results or our future performance.

The terms of our revolving credit facility and term loan contain restrictive covenants that may limit our operating flexibility.

On November 23, 2018, we entered into an Amended and Restated Credit and Security Agreement with MidCap Funding X Trust, as amended (the “MidCap Credit Agreement”), pursuant to which we received access to a \$25.0 million revolving credit facility, which can be increased, subject to certain conditions, to \$50.0 million. The MidCap Credit Agreement contains restrictive covenants that limit our ability to, among other things, transfer or dispose of assets, merge with other companies or consummate certain changes of control, acquire other companies, modify organizational documents, pay dividends, incur additional indebtedness and liens and enter into new businesses. We therefore may not be able to engage in any of the foregoing transactions unless we obtain the consent of the lender or terminate the credit facility under the MidCap Credit Agreement, which may limit our operating flexibility. In addition, the revolving credit facility is secured by all of our assets, other than our intellectual property, and requires us to satisfy certain financial covenants. There is no guarantee that we will be able to generate sufficient cash flow or sales to meet these financial covenants or pay the principal and interest on any such debt. Furthermore, there is no guarantee that future working capital, borrowings or equity financing will be available to repay or refinance any such debt. Any inability to make scheduled payments or meet the financial covenants on our revolving credit facility would adversely affect our business.

On December 31, 2018, we entered into a Venture Loan and Security Agreement with Horizon Technology Finance Corporation (“Horizon Loan Agreement”) pursuant to which we received term loans in an aggregate amount of \$15.0 million. The Horizon Loan Agreement contains restrictive covenants that limit our ability to, among other things, transfer or dispose of assets, merge with other companies or consummate certain changes of control, acquire other companies, pay dividends, incur additional indebtedness and liens and enter into new businesses. We therefore may not be able to engage in any of the foregoing transactions unless we obtain the consent of the lender or terminate the term loan under the Horizon Loan Agreement, which may limit our operating flexibility. In addition, the term loans are secured by all of our assets, including certain intellectual property, and require us to satisfy certain financial covenants. There is no guarantee that we will be able to generate sufficient cash flow or sales to meet these financial covenants or pay the principal and interest on any such debt. Furthermore, there is no guarantee that future working capital, borrowings or equity financing will be available to repay or refinance any such debt. Any inability to make scheduled payments or meet the financial covenants on our credit facility would adversely affect our business.

If we raise any additional debt financing, the terms of such additional debt could further restrict our operating and financial flexibility.

General economic factors may adversely affect our business, financial performance and results of operations.

Our business, financial performance and results of operations depend significantly on worldwide macroeconomic economic conditions and their impact on consumer spending. Recessionary economic cycles, higher interest rates, volatile fuel and energy costs, inflation, levels of unemployment, conditions in the residential real estate and mortgage markets, access to credit, consumer debt levels, unsettled financial markets and other economic factors that may affect consumer spending or buying habits could materially and adversely affect demand for our products. In addition, volatility in the financial markets has had and may continue to have a negative impact on consumer spending patterns. A reduction in consumer spending or disposable income may affect us more significantly than companies in other industries and companies with a more diversified product offering. In addition, negative national or global economic conditions may materially and adversely affect our suppliers' financial performance, liquidity and access to capital. This may affect their ability to maintain their inventories, production levels and/or product quality and could cause them to raise prices, lower production levels or cease their operations.

Economic factors such as increased commodity prices, shipping costs, inflation, higher costs of labor, insurance and healthcare, and changes in or interpretations of other laws, regulations and taxes may also increase our cost of goods sold and our selling, general and administrative expenses, and otherwise adversely affect our financial condition and results of operations. Any significant increases in costs may affect our business disproportionately than our competitors. Changes in trade policies or increases in tariffs, including those recently enacted by the United States and proposed by China, may have a material adverse effect on global economic conditions and the stability of global financial markets and may reduce international trade.

Natural disasters or other unexpected events may adversely affect our operations, particularly our merchandise supply chain and shipping efforts.

Natural disasters, such as earthquakes, hurricanes, tornadoes, floods and other adverse weather and climate conditions; unforeseen public health crises, such as pandemics and epidemics; political crises, such as terrorist attacks, war and other political instability; or other catastrophic events, whether occurring in the United States or internationally, could disrupt our operations in any of our offices and fulfillment centers or the operations of one or more of our third-party providers or vendors. In particular, these types of events could impact our merchandise supply chain, including our ability to ship merchandise to clients from or to the impacted region, and could impact our ability or the ability of third parties to operate our sites and ship merchandise. For example, we receive and warehouse a portion of our inventory in California. If any such disaster were to impact this facility, our operations would be disrupted. In addition, these types of events could negatively impact consumer spending in the impacted regions. To the extent any of these events occur, our business and operating results could be adversely affected.

We may acquire other companies or technologies, which could divert our management's attention, result in additional dilution to our stockholders and otherwise disrupt our operations and adversely affect our operating results.

On September 10, 2019, we completed the acquisition of the assets of a personal wellness company (the "Aussie Health Assets") and are in the process of integrating the Aussie Health Assets into our business. We may in the future seek to acquire or invest in businesses, features or technologies that we believe could complement or expand our market, enhance our technical capabilities or otherwise offer growth opportunities. The pursuit of potential acquisitions may divert the attention of management and cause us to incur various expenses in identifying, investigating and pursuing suitable acquisitions, whether or not they are consummated. In addition, to the extent that we enter into any term sheets or otherwise announce any intention to acquire any additional

[Table of Contents](#)

businesses, features or technologies, any such acquisition would generally be subject to completion of due diligence and required approvals, and there can be no assurance that any such acquisition will occur or be completed in a timely manner, or at all.

If we acquire additional businesses, we may not be able to integrate the acquired personnel, operations, existing contracts and technologies successfully or effectively manage the combined business following the acquisition. We also may not achieve the anticipated benefits from the Aussie Health Assets or any other acquired business due to a number of factors, including:

- failure to identify all of the problems, liabilities or other shortcomings or challenges of an acquired company or technology, including issues related to intellectual property, regulatory compliance practices, revenue recognition or other accounting practices, or employee or client issues;
- difficulty incorporating acquired technology and rights into our proprietary software and of maintaining quality and security standards consistent with our brands;
- inability to generate sufficient revenue to offset acquisition or investment costs;
- incurrence of acquisition-related costs or equity dilution associated with funding the acquisition;
- difficulties and additional expenses associated with supporting legacy products and hosting infrastructure of the acquired business;
- risks of entering new markets or new product categories in which we have limited or no experience;
- difficulty converting the customers of the acquired business into our customers;
- diversion of our management's attention from other business concerns;
- adverse effects to our existing business relationships as a result of the acquisition;
- potential loss of key employees, clients, vendors and suppliers from either our current business or an acquired company's business;
- use of resources that are needed in other parts of our business;
- possible write offs or impairment charges relating to acquired businesses;
- compliance with regulatory matters covering the products of the acquired business; and
- use of substantial portions of our available cash to consummate the acquisition.

In addition, a significant portion of the purchase price of companies we acquire may be allocated to acquired goodwill and intangible assets, which must be assessed for impairment at least annually. In the future, if our acquisitions do not yield expected returns, we may be required to take charges to our operating results based on this impairment assessment process, which could adversely affect our results of operations.

Acquisitions could also result in dilutive issuances of equity securities or the incurrence of debt, which could adversely affect our operating results. If an acquired business fails to meet our expectations, our business, operating results and financial condition may suffer.

Risks Related to Our Intellectual Property and Information Security

Our use of open source software may pose particular risks to our proprietary software and systems.

We use open source software in our proprietary software, AIMEE, and other of our sophisticated information technologies and systems, and will use open source software in the future. The licenses applicable to our use of open source software may require that source code that is developed using open source software be made available to the public and that any modifications or derivative works to certain open source software continue to

be licensed under open source licenses. From time to time, we may face claims from third parties claiming infringement. These claims could result in litigation and could require us to purchase a costly license, publicly release the affected portions of our source code, be limited in or cease using the implicated software unless and until we can re-engineer such software to avoid infringement or change the use of the implicated open source software. In addition to risks related to license requirements, use of certain open source software can lead to greater risks than use of third-party commercial software, as open source licensors generally do not provide warranties, indemnities or other contractual protections with respect to the software (for example, non-infringement or functionality). Our use of open source software may also present additional security risks because the source code for open source software is publicly available, which may make it easier for hackers and other third parties to determine how to breach our sites and systems that rely on open source software. Any of these risks could be difficult to eliminate or manage, and, if not addressed, could have a material adverse effect on our business, financial condition and operating results.

Assertions by third parties of infringement or misappropriation by us of their intellectual property rights or confidential know how could result in significant costs and substantially harm our business and results of operations.

Third parties have asserted, and may in the future assert, that we have infringed or misappropriated their trademarks, copyrights, confidential know how, trade secrets, patents or other intellectual property rights. We cannot predict whether any such assertions or claims arising from such assertions will substantially harm our business and results of operations, whether or not they are successful. If we are forced to defend against any infringement or other claims relating to the trademarks, copyright, confidential know how, trade secrets, patents or other intellectual property rights of third parties, whether they are with or without merit or are determined in our favor, we may face costly litigation or diversion of technical and management personnel. Furthermore, the outcome of a dispute may be that we would need to cease use of some portion of our technology, develop non-infringing technology, pay damages, costs or monetary settlements or enter into royalty or licensing agreements. Royalty or licensing agreements, if required, may be unavailable on terms acceptable to us, or at all, and we may be unable to successfully develop non-infringing technology. Any such assertions or litigation could materially adversely affect our business, results of operations, financial condition and prospects.

The e-commerce industry is characterized by vigorous protection and pursuit of intellectual property rights, which has resulted in protracted and expensive litigation for many companies. Some companies, including some of our competitors, own large numbers of patents, copyrights and trademarks, which they may use to assert claims against us. In addition, because patent applications can take years to issue and are often afforded confidentiality for some period of time, there may currently be pending applications, unknown to us, that later result in issued patents that could cover one or more of our technologies.

Certain third parties have substantially greater resources than we have and may be able to sustain the costs of intellectual property litigation for longer periods of time than we can. Even if we were to prevail in such a dispute, any litigation regarding our intellectual property could be costly and time-consuming and divert the attention of our management and key personnel from our business operations.

We could incur substantial costs in protecting or defending our intellectual property rights, and any failure to protect our intellectual property could adversely affect our business, results of operations and financial condition.

Our success depends, in part, on our ability to protect our proprietary methods, trademarks, domain names, copyrights, patent, trade dress, trade secrets, proprietary technology and similar intellectual property, and we rely on trademark, copyright and patent law, trade secret protection, agreements and other methods with our employees and others to protect our proprietary rights. There can be no assurance that the particular forms of intellectual property protection that we seek, including business decisions about when to file trademark applications and patent applications, will be adequate to protect our business. We intend to continue to file and

[Table of Contents](#)

prosecute patent applications when appropriate to attempt to protect our rights in our proprietary technologies. However, there can be no assurance that our patent applications will be approved, that any patents issued will adequately protect our intellectual property, that the scope of the claims in our issued patents will be sufficient or have the coverage originally sought, that our issued patents will provide us with any competitive advantages, or that such patents will not be challenged by third parties or found by a judicial authority to be invalid or unenforceable.

We could be required to spend significant resources to monitor and protect our intellectual property rights. Litigation may be necessary in the future to enforce our intellectual property rights, determine the validity and scope of our proprietary rights or those of others, or defend against claims of infringement or invalidity. Such litigation may fail, and even if successful, could be costly, time-consuming and distracting to management and could result in a diversion of significant resources. Our efforts to enforce our intellectual property rights may be met with defenses, counterclaims and countersuits attacking the validity and enforceability of our intellectual property rights or alleging that we infringe the counterclaimant's own intellectual property. An adverse determination of any litigation or defense proceedings could put our intellectual property at risk of being invalidated or interpreted narrowly and could put our related pending patent applications at risk of not being issued. Furthermore, because of the substantial amount of discovery required in connection with intellectual property litigation, there is a risk that some of our confidential or sensitive information could be compromised by disclosure in the event of litigation. During the course of litigation, there could be public announcements of the results of hearings, motions or other interim proceedings or developments. If securities analysts or investors perceive these results to be negative, it could have a substantial adverse effect on the price of our common stock.

Any of our intellectual property rights could be challenged by others or invalidated through administrative processes or litigation. Furthermore, there can be no guarantee that others will not independently develop similar products, duplicate any of our products or design around our patents. Despite our efforts, we may be unable to prevent third parties from infringing upon, misappropriating or otherwise violating our intellectual property rights and other proprietary rights.

We rely, in part, on confidentiality agreements with our employees, consultants, advisors, customers and others in our efforts to protect our proprietary technology, processes and methods.

These agreements may not effectively prevent disclosure of our confidential information, and it may be possible for unauthorized parties to copy our software or other proprietary technology or information, or to develop similar software independently, without our having an adequate remedy for unauthorized use or disclosure of our confidential information. In addition, others may independently discover our trade secrets and proprietary information, and in these cases, we would not be able to assert any trade secret rights against those parties. Costly and time-consuming litigation could be necessary to enforce and determine the scope of our proprietary rights, and failure to obtain or maintain trade secret protection could adversely affect our competitive business position.

The laws of some countries do not protect intellectual property and other proprietary rights to the same extent as the laws of the United States.

To the extent that we expand our international activities, our exposure to unauthorized copying, transfer and use of our proprietary technology or information may increase. For example, many foreign countries have compulsory licensing laws under which a patent owner must grant licenses to third parties. In addition, many countries limit the enforceability of patents against third parties, including government agencies or government contractors. In these countries, patents may provide limited or no benefit. Proceedings to enforce our patent rights in foreign jurisdictions could result in substantial costs and divert our efforts and attention from other aspects of our business. Accordingly, our efforts to protect our intellectual property rights in such countries may be inadequate. In addition, changes in the law and legal decisions by courts in the United States and foreign countries may affect our ability to obtain adequate protection for our technology and the enforcement of intellectual property.

We cannot be certain that our means of protecting our intellectual property and proprietary rights will be adequate or that our competitors will not independently develop similar technology. If we fail to meaningfully protect our intellectual property and proprietary rights, our business, operating results and financial condition could be adversely affected.

The inability to acquire, use or maintain our marks and domain names for our sites could substantially harm our business and operating results.

We currently are the registrant of marks for our brands in numerous jurisdictions and are the registrant of the Internet domain name for the websites of Mohawkgp.com, homelabs.com, vremi.com, xtava.com, rif6.com and our other sites, as well as various related domain names. However, we have not registered our marks or domain names in all major international jurisdictions. Domain names generally are regulated by Internet regulatory bodies. If we do not have, or cannot obtain on reasonable terms, the ability to use our marks in a particular country or to use or register our domain name, we could be forced either to incur significant additional expenses to market our products within that country, including the development of a new brand and the creation of new promotional materials and packaging, or to elect not to sell products in that country. Either result could materially adversely affect our business, financial condition and operating results.

Furthermore, the regulations governing domain names and laws protecting marks and similar proprietary rights could change in ways that block or interfere with our ability to use relevant domains or our current brands. Also, we might not be able to prevent third parties from registering, using or retaining domain names that interfere with our consumer communications or infringe or otherwise decrease the value of our marks, domain names and other proprietary rights. Regulatory bodies also may establish additional generic or country-code top-level domains or may allow modifications of the requirements for registering, holding or using domain names. As a result, we might not be able to register, use or maintain the domain names that utilize the name Mohawk or our other brands in all of the countries in which we currently or intend to conduct business.

Any significant disruption in service on our websites or apps or in our computer systems, a number of which are currently hosted or provided by third-party providers, could materially affect our ability to operate, damage our reputation and result in a loss of consumers, which would harm our business and results of operations.

Our ability to sell and market our products relies on the performance and continued development of AIMEE. AIMEE's functionality, including its continued development, relies upon a number of third-party related services, including those relating to cloud infrastructure, technology services, servers, open source libraries and vendor APIs. Any disruption or loss of any of these third-party services could have a negative effect on our business, results of operations, financial condition and prospects. We may experience interruptions in our systems, including server failures that temporarily slow down or interfere with the performance of our platforms and the ability to sell on e-commerce marketplaces. Interruptions in these systems, whether due to system failures, human input errors, computer viruses or physical or electronic break-ins, and denial-of-service attacks on us, third-party vendors or communications infrastructure, could affect the availability of our services on our platform and prevent or inhibit the ability of selling our products. Volume of traffic and activity on e-commerce marketplaces spikes on certain days, such as during a Black Friday promotion, and any such interruption would be particularly problematic if it were to occur at such a high-volume time. Problems with the reliability of our systems or third-party marketplaces could prevent us from earning revenue and could harm our reputation. Damage to our reputation, any resulting loss of customers, e-commerce confidence and the cost of remedying these problems could negatively affect our business, results of operations, financial condition and prospects.

Our ability to maintain communications, network and computer hardware in the countries in which they are used may in the future be subject to regulatory review and licensing, and the failure to obtain any required licenses could negatively affect our business. Our systems and infrastructure are predominately reliant on third parties. Problems faced by our third-party service providers with the telecommunications network providers with whom

they contract or with the systems by which they allocate capacity among their users, including us, could adversely affect the experience of our consumers. Our third-party service providers could decide to close their facilities without adequate notice. Any financial difficulties, such as bankruptcy or reorganization, faced by our third-party service providers or any of the service providers with whom they contract may have negative effects on our business, the nature and extent of which are difficult to predict. If our third-party service providers are unable to keep up with our needs for capacity, this could have an adverse effect on our business. Any errors, defects, disruptions or other performance problems with our services could harm our reputation and may have a material adverse effect on our business, results of operations, financial condition and prospects.

Our failure or the failure of third parties to protect our sites, networks and systems against security breaches, or otherwise to protect our confidential information, could damage our reputation and brand and substantially harm our business and operating results.

We collect, maintain, transmit and store data about our consumers, brands and others, including credit card information and personally identifiable information, as well as other confidential information. We also engage third parties that store, process and transmit these types of information on our behalf. We rely on encryption and authentication technology licensed from third parties in an effort to securely transmit confidential and sensitive information, including credit card numbers. Advances in computer capabilities, new technological discoveries or other developments may result in the whole or partial failure of this technology to protect transaction data or other confidential and sensitive information from being breached or compromised. In addition, our brand's e-commerce websites are often attacked through compromised credentials, including those obtained through phishing and credential stuffing. Our security measures, and those of our third-party service providers, may not detect or prevent all attempts to breach our systems, denial-of-service attacks, viruses, malicious software, break-ins, phishing attacks, social engineering, security breaches or other attacks and similar disruptions that may jeopardize the security of information stored in or transmitted by our websites, networks and systems or that we or such third parties otherwise maintain, including payment card systems, which may subject us to fines or higher transaction fees or limit or terminate our access to certain payment methods. We and such third parties may not anticipate or prevent all types of attacks until after they have already been launched. Further, techniques used to obtain unauthorized access to or sabotage systems change frequently and may not be known until launched against us or our third-party service providers. In addition, security breaches can occur as a result of non-technical issues, including intentional or inadvertent breaches by our employees or by third parties. These risks may increase over time as the complexity and number of technical systems and applications we use also increases.

Breaches of our security measures or those of our third-party service providers or cyber security incidents could result in unauthorized access to our sites, networks, systems and accounts; unauthorized access to, and misappropriation of, consumer information, including consumers' personally identifiable information, or other confidential or proprietary information of ourselves or third parties; viruses, worms, spyware or other malware being served from our sites, networks or systems; deletion or modification of content or the display of unauthorized content on our sites; interruption, disruption or malfunction of operations; costs relating to breach remediation, deployment of additional personnel and protection technologies, response to governmental investigations and media inquiries and coverage; engagement of third-party experts and consultants; or litigation, regulatory action and other potential liabilities. In the past, we have experienced social engineering, phishing, malware and similar attacks and threats of denial-of-service attacks; however, such attacks could in the future have a material adverse effect on our operations. If any of these breaches of security should occur, our reputation and brand could be damaged, our business may suffer, we could be required to expend significant capital and other resources to alleviate problems caused by such breaches, and we could be exposed to a risk of loss, litigation or regulatory action and possible liability. We cannot guarantee that recovery protocols and backup systems will be sufficient to prevent data loss. Actual or anticipated attacks may cause us to incur increasing costs, including costs to deploy additional personnel and protection technologies, train employees and engage third-party experts and consultants.

We may experience periodic system interruptions from time to time. In addition, continued growth in our transaction volume, as well as surges in online traffic and orders associated with promotional activities or seasonal trends in our business, place additional demands on our marketplace platforms and could cause or exacerbate slowdowns or interruptions. If there is a substantial increase in the volume of traffic on our sites or the number of orders placed by customers, we will be required to further expand and upgrade our technology, transaction processing systems and network infrastructure. There can be no assurance that we will be able to accurately project the rate or timing of increases, if any, in the use of our sites or expand and upgrade our systems and infrastructure to accommodate such increases on a timely basis. In order to remain competitive, we must continue to enhance and improve the responsiveness, functionality and features of our sites, which is particularly challenging given the rapid rate at which new technologies, customer preferences and expectations and industry standards and practices are evolving in the e-commerce industry. Accordingly, we redesign and enhance various functions on our sites on a regular basis, and we may experience instability and performance issues as a result of these changes. Our disaster recovery plan may be inadequate, and our business interruption insurance may not be sufficient to compensate us for the losses that could occur.

Any compromise or breach of our security measures, or those of our third-party service providers, could violate applicable privacy, data protection, data security, network and information systems security and other laws and cause significant legal and financial exposure, adverse publicity and a loss of confidence in our security measures, which could have a material adverse effect on our business, results of operations, financial condition and prospects. We continue to devote significant resources to protect against security breaches, or we may need to devote significant resources in the future to address problems caused by breaches, including notifying affected subscribers and responding to any resulting litigation, which in turn, diverts resources from the growth and expansion of our business. To date, we are not aware of any material compromises or breaches of our networks or systems.

Risks Related to Legal and Regulatory Matters

We may be subject to general litigation, regulatory disputes and government inquiries.

As a growing company with expanding operations, we have in the past and may in the future increasingly face the risk of claims, lawsuits, government investigations and other proceedings involving competition and antitrust, intellectual property, privacy, consumer protection, accessibility claims, securities, tax, labor and employment, commercial disputes, services and other matters. The number and significance of these disputes and inquiries have increased as the political and regulatory landscape changes, and as we have grown larger and expanded in scope and geographic reach, and our services have increased in complexity.

We cannot predict the outcome of such disputes and inquiries with certainty. Regardless of the outcome, these can have an adverse impact on us because of legal costs, diversion of management resources and other factors. Determining reserves for any litigation is a complex, fact-intensive process that is subject to judgment calls. It is possible that a resolution of one or more such proceedings could require us to make substantial payments to satisfy judgments, fines or penalties or to settle claims or proceedings, any of which could harm our business. These proceedings could also result in reputational harm, criminal sanctions, consent decrees or orders preventing us from offering certain products or services or requiring a change in our business practices in costly ways or requiring development of non-infringing or otherwise altered products or technologies. Litigation and other claims and regulatory proceedings against us could result in unexpected expenses and liabilities, which could have a material adverse effect on our business, results of operations, financial condition and prospects.

A failure to comply with current laws, rules and regulations or changes to such laws, rules and regulations and other legal uncertainties may adversely affect our business, financial performance, results of operations or business growth.

Our business and financial performance could be adversely affected by unfavorable changes in or interpretations of existing laws, rules and regulations or the promulgation of new laws, rules and regulations applicable to us and

[Table of Contents](#)

our businesses, including those relating to the internet and e-commerce, internet advertising and price display, consumer protection, anti-corruption, antitrust and competition, economic and trade sanctions, energy usage and emissions, tax, banking, data security, network and information systems security, data protection and privacy. As a result, regulatory authorities could prevent or temporarily suspend us from carrying on some or all of our activities or otherwise penalize us if our practices were found not to comply with applicable regulatory or licensing requirements or any binding interpretation of such requirements. Unfavorable changes or interpretations could decrease demand for our products or services, limit marketing methods and capabilities, affect our margins, increase costs or subject us to additional liabilities.

For example, there are, and will likely continue to be, an increasing number of laws and regulations pertaining to the internet and e-commerce that may relate to liability for information retrieved from or transmitted over the internet, display of certain taxes and fees, online editorial and consumer-generated content, user privacy, data security, network and information systems security, behavioral targeting and online advertising, taxation, liability for third-party activities and the quality of services. Furthermore, the growth and development of e-commerce may prompt calls for more stringent consumer protection laws and more aggressive enforcement efforts, which may impose additional burdens on online businesses generally.

In May 2019, we received notice from the California Energy Commission (the “CEC”) that certain of our products have not been listed in the CEC’s Modernized Appliance Efficiency Database System (the “MAEDbS”) and therefore we are not in compliance with a CEC regulation. In order for an appliance to be listed in the MAEDbS, it must be tested at a lab approved by the CEC and the test data must be submitted to the CEC’s Appliance Efficiency Program. Although we believe that a number of the products identified in the CEC’s notice are, and have been, listed in the MAEDbS and comply with applicable CEC regulations, we may be subject to a financial penalty imposed by the CEC with respect to certain of our products that are not currently listed and may not otherwise currently meet applicable CEC energy regulations. We cannot be certain that our insurance coverage will fully cover any financial liability actually incurred. In addition, if we are required to list these additional products in the MAEDbS, we may not be permitted to sell them in the State of California until they are listed. We are in the process of negotiating the payment of a penalty with the CEC which we do not believe is material to our financial condition or results of operations.

In September 2019, we received a Test Notice from the U.S. Department of Energy (“DOE”) indicating that a certain dehumidifier model may not comply with applicable energy-conservation standards. The DOE requested that we provide it with several model units for DOE testing. If it is determined that we have violated certain energy-conservation standards, we could be fined pursuant to DOE guidelines, and this civil penalty may be material to our consolidated financial statements. We intend to vigorously defend ourselves. We have submitted to the DOE testing process, made a good-faith effort to provide necessary notice as practicable, and included in a formal response copies of the energy-efficiency report and certification that were issued for the dehumidifier model at the time of production. We believe that our products are compliant, and we, in conjunction with our manufacturing partner, have disputed the Test Notice received from the DOE. As of the date hereof, we cannot reasonably estimate what, if any, penalties may be levied.

In September 2019, we received notice from the U.S. Environmental Protection Agency (“EPA”) that certain of our products were identified by the Association of Home Appliance Manufacturers (“AHAM”) as failing to comply with EPA ENERGY STAR requirements. For an appliance to be ENERGY STAR certified, it must meet standards promulgated by the EPA and enforced through EPA-accredited certification bodies and laboratories. We believe that our products are compliant, and we, in conjunction with our manufacturing partner, have disputed the AHAM testing determination pursuant to EPA guidelines. While a resolution remains pending, we are not selling or marketing the products identified by the EPA. We cannot be certain that these products will eventually be certified by AHAM and the EPA, and we may incur costs that cannot presently be calculated in the event that we need to make changes to the manner in which these products are manufactured and sold.

If our products experience any recalls, product liability claims, or government, customer or consumer concerns about product safety, our reputation and operating results could be harmed.

Our products are subject to regulation by the U.S. Consumer Product Safety Commission (the “CPSC”) and similar state and international regulatory authorities, and their products sold on our platform could be subject to involuntary recalls and other actions by these authorities. Concerns about product safety including concerns about the safety of products manufactured in developing countries, could lead us to recall selected products. Recalls and government, customer or consumer concerns about product safety could harm our reputation and reduce sales, either of which could have a material adverse effect on our business, results of operations, financial condition and prospects. For example, in May 2018, the board of directors of Mohawk Group, Inc., our wholly-owned subsidiary (“Mohawk Opco”), approved a voluntary recall of the Xtava Allure Hair Dryer. In June 2018, Mohawk Opco filed an application for a voluntary recall with the CPSC pursuant to Section 15(b) of the Consumer Product Safety Act (“CPSA”). Mohawk Opco received approval from the CPSC to provide consumers with replacement units and publicly announced the recall on August 15, 2018. Mohawk Opco estimated it would incur approximately \$1.6 million in costs related to the recall for procurement, manufacturing, fulfillment and delivery to consumers who apply and qualify for the recall costs. Mohawk Opco recorded the expense in 2018. As of September 30, 2019, the remaining recall liability is \$0.1 million as we have reversed \$1.4 million of this accrual during September 30, 2019, as the recall program for the Xtava Allure Hair Dryer has materially completed.

We may be subject to product liability claims if people or property are harmed by the products we sell. Some of the products we sell may expose us to product liability claims and litigation (including class actions) or regulatory action relating to safety, personal injury, death or environmental or property damage. For example, in August 2018, we announced a voluntary recall of certain hair dryers that were alleged to have overheated or caused fires. Although no claims have been brought, pursuant to the CPSC and the guidelines set forth by the CPSA, we may be subject to a late reporting penalty if the CPSC decides to perform a late reporting investigation and determines we failed to meet all reporting requirements. If we are determined to have violated the reporting guidelines, a penalty may be material to the consolidated financial statements. In August 2019, we received notice that we have materially completed our obligation on the recall program and, as a result, have eliminated a substantial portion of the remaining liability pertaining to the program. As such, we believe the likelihood that a late reporting investigation will be initiated by the CPSC is remote but we can make no guarantee that CPSC will not open an investigation in the future.

Although we maintain liability insurance, we cannot be certain that our coverage will be adequate for liabilities actually incurred or that insurance will continue to be available to us on economically reasonable terms, or at all. Some of our agreements with members of our supply chain may not indemnify us from product liability for a particular product, and some members of our supply chain may not have sufficient resources or insurance to satisfy their indemnity and defense obligations.

Any failure by us or our vendors to comply with product safety, labor or other laws, or our standard vendor terms and conditions, or to provide safe factory conditions for our or their workers may damage our reputation and brand and harm our business.

The products we sell to our clients are subject to regulation by the CPSC, the Federal Trade Commission (“FTC”) and similar state and international regulatory authorities. As a result, such products could be in the future subject to recalls and other remedial actions. Product safety, labeling and licensing concerns may require us to voluntarily remove selected merchandise from our inventory. Such recalls or voluntary removal of merchandise can result in, among other things, suspension of our seller accounts on Amazon and other online marketplaces, lost sales, diverted resources, potential harm to our reputation and increased client service costs and legal expenses, which could have a material adverse effect on our operating results.

Some of the products we sell may expose us to product liability claims and litigation or regulatory action relating to personal injury or environmental or property damage. Although we maintain liability insurance and have

implemented a quality assurance program that includes obtaining necessary certifications, we cannot be certain that our coverage will be adequate for liabilities actually incurred or that insurance will continue to be available to us on economically reasonable terms or at all. In addition, some of our agreements with our vendors may not indemnify us from product liability for a particular vendor's products or our vendors may not have sufficient resources or insurance to satisfy their indemnity and defense obligations.

Misclassification or reclassification of our independent contractors or employees could increase our costs and adversely impact our business.

Our workers are classified as either employees or independent contractors, and if employees, as either exempt from overtime or non-exempt (and therefore overtime eligible). Regulatory authorities and private parties have recently asserted within several industries that some independent contractors should be classified as employees and that some exempt employees, including those in sales-related positions, should be classified as non-exempt based upon the applicable facts and circumstances and their interpretations of existing rules and regulations. If we are found to have misclassified employees as independent contractors or non-exempt employees as exempt, we could face penalties and have additional exposure under federal and state tax, workers' compensation, unemployment benefits, labor, employment and tort laws, including for prior periods, as well as potential liability for employee overtime and benefits and tax withholdings. Legislative, judicial or regulatory (including tax) authorities could also introduce proposals or assert interpretations of existing rules and regulations that would change the classification of a significant number of independent contractors doing business with us from independent contractor to employee and a significant number of exempt employees to non-exempt. A reclassification in either case could result in a significant increase in employment-related costs such as wages, benefits and taxes. The costs associated with employee classification, including any related regulatory action or litigation, could have a material adverse effect on our results of operations and our financial position.

We are subject to U.S. governmental regulation and other legal obligations related to privacy, data protection and information security. If we are unable to comply with these, we may be subject to governmental enforcement actions, litigation, fines and penalties or adverse publicity.

We collect personally identifiable information and other data from our consumers and prospective consumers. We collect this info automatically through the automated sales processes with e-commerce marketplaces. We, at times, may use this information to provide, support, expand and improve our business and tailor our marketing and advertising efforts.

Our handling of data is subject to a variety of laws and regulations, including regulation by various government agencies, such as the FTC, and various state, local and foreign agencies. Our data handling also is subject to contractual obligations and industry standards.

The U.S. federal and various state and foreign governments have adopted or proposed limitations on the collection, distribution, use and storage of data relating to individuals, including the use of contact information and other data for marketing, advertising and other communications with individuals and businesses. In the United States, various laws and regulations apply to the collection, processing, disclosure and security of certain types of data. Additionally, the FTC and many state attorneys general are interpreting federal and state consumer protection laws as imposing standards for the online collection, use, dissemination and security of data. The laws and regulations relating to privacy and data security are evolving, can be subject to significant change and may result in ever-increasing regulatory and public scrutiny and escalating levels of enforcement and sanctions.

In the United States, federal and various state governments have adopted or are considering laws, guidelines or rules for the collection, distribution, use and storage of information collected from or about consumers or their devices. For example, California recently passed the California Consumer Privacy Act, which has an effective date of January 1, 2020 and introduces substantial changes to privacy law for businesses that collect personal information from California residents. Additionally, the FTC and many state attorneys general are applying

[Table of Contents](#)

federal and state consumer protection laws, to impose standards for the online collection, use and dissemination of data. Furthermore, these obligations may be interpreted and applied inconsistently from one jurisdiction to another and may conflict with other requirements or our practices.

Many data protection regimes apply based on where a consumer is located, and as we expand and new laws are enacted or existing laws change, we may be subject to new laws, regulations or standards or new interpretations of existing laws, regulations or standards, which could require us to incur additional costs and restrict our business operations. Any failure or perceived failure by us to comply with rapidly evolving privacy or security laws, such as the Personal Information Security Specification (the “China Specification”), policies (including our own stated privacy policies), legal obligations or industry standards or any security incident that results in the unauthorized release or transfer of personally identifiable information or other consumer data may result in governmental enforcement actions, litigation (including consumer class actions), fines and penalties or adverse publicity and could cause our consumers to lose trust in us, which could have a material adverse effect on our business, results of operations, financial condition and prospects.

We handle credit card and other personal information, and, as such, are subject to governmental regulation and other legal obligations related to the protection of personal data, privacy and information security in certain countries where we do business and there has been and will continue to be a significant increase globally in such laws that restrict or control the use of personal data.

Due to the sensitive nature of such information, we have implemented policies and procedures to preserve and protect our data and our customers’ data against loss, misuse, corruption, misappropriation caused by systems failures, unauthorized access or misuse. Notwithstanding these policies, we could be subject to liability claims by individuals and customers whose data resides in our databases for the misuse of that information. If we fail to meet appropriate compliance levels, this could negatively impact our ability to utilize credit cards as a method of payment, and/or collect and store credit card information, which could disrupt our business.

In Europe, where we expect to expand our business operations in the future as part of our growth, the data privacy and information security regime recently underwent a significant change and continues to evolve and is subject to increasing regulatory scrutiny.

The General Data Protection Regulation (“GDPR”), which came into force on May 25, 2018, implemented more stringent operational requirements for our use of personal data. These more stringent requirements include expanded disclosures to tell our consumers about how we may use their personal data, increased controls on profiling customers and increased rights for customers to access, control and delete their personal data. In addition, there are mandatory data breach notification requirements and significantly increased penalties of the greater of €20 million or 4% of global turnover for the preceding financial year. The U.K.’s Network and Information Systems Regulations 2018 (“NIS Regulations”), which came into force on May 10, 2018, apply to us as an online marketplace and place additional network and information systems security obligations on us, as well as mandatory security incident notification in certain circumstances with penalties of up to £17 million.

In recent years, U.S. and European lawmakers and regulators have expressed concern over the use of third-party cookies and similar technologies for online behavioral advertising, and laws in this area are also under reform. Such regulations may have a negative effect on businesses, including ours, that collect and use online usage information for consumer acquisition and marketing, it may increase the cost of operating a business that collects or uses such information and undertakes online marketing, it may also increase regulatory scrutiny and increase potential civil liability under data protection or consumer protection laws.

We could incur substantial costs to comply with these regulations. The changes could require significant systems changes, limit the effectiveness of our marketing activities, adversely affect our margins, increase costs and subject us to additional liabilities.

We are subject to new, stringent privacy regulations in China that are broader than those of our other operations.

In China, the China Specification came into force on May 1, 2018. Although the China Specification is not a mandatory regulation, it nonetheless has a key implementing role in relation to China's Cyber Security Law in respect of protecting personal information in China. Furthermore, it is likely that the China Specification will be relied on by Chinese government agencies as a standard to determine whether businesses have abided by China's data protection rules. This China Specification has introduced many concepts and protection rules for personal information, such as "Data Controller" from GDPR. From the consent perspective the China Specification and GDPR are similar, but the China Specification has broadened the scope of personal sensitive information ("PSI") as compared to GDPR (including but not limited to phone number, transaction record and purchase history, bank account, browser history and e-ID info such as system account, email address and corresponding password) and thus, the application of explicit consent under the China Specification is more far reaching. Furthermore, under the China Specification, the data controller must provide the purpose of collecting and using personal information, as well as business functions of such purpose, and the China Specification requires the data controller to distinguish its core function from additional functions to ensure the data controller will only collect personal information as needed. Our failure to comply with the China Specification could result in governmental enforcement actions, litigation, fines and penalties, which could have a material adverse effect on our business, results of operations, financial condition and prospects.

We are subject to customs and international trade laws that could require us to modify our current business practices and incur increased costs or could result in a delay in getting products through customs and port operations, which may limit our growth and cause us to suffer reputational damage.

We predominately import our products from China. We are subject to numerous regulations, including customs and international trade laws that govern the importation and sale of our goods. In addition, we face risks associated with trade protection laws, policies and measures and other regulatory requirements affecting trade and investment, including loss or modification of exemptions for taxes and tariffs, imposition of new tariffs and duties and import and export licensing requirements in the countries in which we operate, in particular, in China, where trade relations between the United States and China are uncertain. Our failure to comply with import or export rules and restrictions or to properly classify items under tariff regulations and pay the appropriate duties could expose us to fines and penalties. If these laws or regulations were to change or were violated by our management, employees, retailers or brands, we could experience delays in shipments of our goods, be subject to fines or penalties or suffer reputational harm, which could reduce demand for our products or services and negatively impact our results of operations.

Our business depends on our ability to source and distribute products in a timely manner. As a result, we rely on the free flow of goods through open and operational ports worldwide. Labor disputes or other disruptions at ports create significant risks for our business, particularly if work slowdowns, lockouts, strikes or other disruptions occur. Any of these factors could result in reduced sales or canceled orders, which may limit our growth and damage our reputation and may have a material adverse effect on our business, results of operations, financial condition and prospects.

If significant tariffs or other restrictions are placed on imports from China or any retaliatory trade measures are taken by China, our business and results of operations could be materially and adversely affected.

We purchase our products from unaffiliated manufacturers that are located in China. This concentration exposes us to risks associated with doing business globally, including changes in tariffs. The Office of the United States Trade Representative identified certain Chinese imported goods for additional tariffs to address China's trade policies and practices. These tariffs could have a material adverse effect on our business and results of operations. Additionally, the Trump administration continues to signal that it may alter trade agreements and terms between China and the United States, including limiting trade with China, imposing additional tariffs on

imports from China and potentially imposing other restrictions on exports from China to the United States. Consequently, it is possible further and or higher tariffs will be imposed on products imported from foreign countries, including China, or that our business will be affected by retaliatory trade measures taken by China or other countries in response to existing or future tariffs. This may cause us to raise prices or make changes to our operations, any of which could have a material adverse effect on our business and results of operations.

Amendments to existing tax laws, rules or regulations or enactment of new unfavorable tax laws, rules or regulations could have an adverse effect on our business and financial performance.

Many of the laws, rules or regulations imposing taxes and other similar obligations were established before the growth of the internet and e-commerce. Tax authorities in non-U.S. jurisdictions and at the U.S. federal, state and local levels are currently reviewing the appropriate treatment of companies engaged in internet commerce and considering changes to existing tax or other laws that could regulate our transmissions and/or levy sales, income, consumption, use or other taxes relating to our activities, and/or impose obligations on us to collect such taxes. For example, in March 2018, the European Commission proposed new rules for taxing digital business activities in the EU. In addition, state and local taxing authorities in the United States and taxing authorities in other countries have identified e-commerce platforms as a means to calculate, collect and remit indirect taxes for transactions taking place over the internet. Multiple U.S. states have enacted related legislation and other states are now considering such legislation. Furthermore, the U.S. Supreme Court recently has held in *South Dakota v. Wayfair* that a U.S. state may require an online retailer to collect sales taxes imposed by that state, even if the retailer has no physical presence in that state, thus permitting a wider enforcement of such sales tax collection requirements. Such legislation could require us or our retailers and brands to incur substantial costs in order to comply, including costs associated with legal advice, tax calculation, collection, remittance and audit requirements, which could make selling in such markets less attractive and could adversely affect our business. We cannot predict the effect of current attempts to impose taxes on commerce over the internet. If such tax or other laws, rules or regulations were amended, or if new unfavorable laws, rules or regulations were enacted, the results could increase our tax payments or other obligations, prospectively or retrospectively, subject us to interest and penalties, decrease the demand for our products if we pass on such costs to the consumer, result in increased costs to update or expand our technical or administrative infrastructure or effectively limit the scope of our business activities if we decided not to conduct business in particular jurisdictions. As a result, these changes may have a material adverse effect on our business, results of operations, financial condition and prospects.

Our ability to use our net operating losses to offset future taxable income may be subject to certain limitations.

We have \$14.2 million net operating loss carryforwards as of December 31, 2018, which have a full valuation allowance against them. In general, under Section 382 of the Internal Revenue Code of 1986, as amended (the “Code”), a corporation that undergoes an ownership change, which is generally defined as a greater than 50-percentage-point cumulative change by value in the equity ownership of certain stockholders over a rolling three-year period, is subject to limitations on its ability to utilize its pre-change net operating losses (“NOLs”) to offset post-change taxable income. Our existing NOLs may be subject to limitations arising from previous ownership changes, and if we undergo an ownership change, our ability to utilize NOLs could be further limited by Section 382 of the Code and similar state provisions. Future changes in our stock ownership, some of which may be outside of our control, could result in an ownership change under Section 382 of the Code. Furthermore, our ability to utilize NOLs of companies that we may acquire in the future may be subject to limitations. There is also a risk that due to regulatory changes, such as limitations on the use of NOLs, our existing NOLs could expire, decrease in value or otherwise be unavailable to offset future income tax liabilities. For example, the Tax Cuts and Jobs Act resulted in a reduction in the economic benefit of the NOLs and other deferred tax assets available to us. For these reasons, we may not be able to realize a tax benefit from the use of our NOLs, even if we attain profitability. We have not performed a detailed analysis to determine whether an ownership change under Section 382 of the Code has occurred. The effect of a Section 382 ownership change would be the imposition of an annual limitation on the use of net operating loss carryforwards attributable to periods before the change. Any limitation may result in expiration of all, or a portion of the NOLs or other tax attributes, such as research and development credit carryforwards, before utilization.

We are subject to anti-corruption, anti-bribery, anti-money laundering and similar laws, and non-compliance with such laws can subject us to criminal penalties or significant fines and harm our business and reputation.

The SEC, the U.S. Department of Justice, the U.S. Treasury Department's Office of Foreign Assets Controls ("OFAC"), the U.S. Department of State, as well as other foreign regulatory authorities continue to enforce economic and trade regulations and anti-corruption laws across industries. U.S. trade sanctions relate to transactions with designated foreign countries and territories, including Cuba, Iran, North Korea, Syria and the Crimea region of Ukraine ("Crimea") as well as specifically targeted individuals and entities that are identified on U.S. and other blacklists, and those owned by them or those acting on their behalf. Anti-corruption laws, including the U.S. Foreign Corrupt Practices Act (the "FCPA") and the U.K. Bribery Act (the "Bribery Act"), generally prohibit direct or indirect corrupt payments to government officials and, under certain laws, private persons to obtain or retain business or an improper business advantage. Some of our international operations are conducted in parts of the world, including Ukraine, Philippines and China, where it is common to engage in business practices that are prohibited by these laws.

Although we have policies and procedures in place designed to promote compliance with laws and regulations, which we review and update as we expand our operations in existing and new jurisdictions in order to proportionately address risks of non-compliance with applicable laws and regulations, our employees, partners or agents could take actions in contravention of our policies and procedures or violate applicable laws or regulations. As regulations continue to develop and regulatory oversight continues to focus on these areas, we cannot guarantee that our policies and procedures will ensure compliance at all times with all applicable laws or regulations. In the event our controls should fail, or we are found to be not in compliance for other reasons, we could be subject to monetary damages, civil and criminal monetary penalties, withdrawal of business licenses or permits, litigation and damage to our reputation and the value of our brand.

As we expand our operations in existing and new jurisdictions internationally, we will need to increase the scope of our compliance programs to address the risks relating to the potential for violations of the FCPA and the Bribery Act and other anti-bribery and anti-corruption laws. Further, the promulgation of new laws, rules and regulations, or the new interpretation of existing laws, rules and regulations, in each case that restrict or otherwise unfavorably impact the ability or manner in which we or our retailers and brands conduct business could require us to change certain aspects of our business, operations and commercial relationships to ensure compliance, which could decrease demand for products or services, reduce net revenue, increase costs or subject us to additional liabilities. Anti-corruption and anti-bribery laws have been enforced aggressively in recent years, are interpreted broadly and prohibit companies and their employees and agents from promising, authorizing, making, offering, soliciting or accepting improper payments or other benefits to or from government officials and others in the private sector. As we increase our international sales and business, particularly in countries with a low score on the Corruptions Perceptions Index by Transparency International and increase our use of third-party business partners such as sales agents, distributors, resellers or consultants, our risks under these laws may increase. Under these laws, we could be held liable for the corrupt or other illegal activities of our employees, representatives, contractors, business partners and agents, even if we do not explicitly authorize or have actual knowledge of such activities. Noncompliance with these laws could subject us to investigations, sanctions, settlements, prosecution, other enforcement actions, disgorgement of profits, significant fines, damages, other civil and criminal penalties or injunctions, suspension or debarment from contracting with certain persons, the loss of export privileges, whistleblower complaints, reputational harm, adverse media coverage and other collateral consequences. If any subpoenas or investigations are launched, or governmental or other sanctions are imposed, or if we do not prevail in any possible civil or criminal litigation, our business, results of operations and financial condition could be materially harmed. In addition, responding to any action will likely result in a materially significant diversion of management's attention and resources and significant defense and compliance costs and other professional fees. In certain cases, enforcement authorities may even require us to appoint an independent compliance monitor, which can result in added costs and administrative burdens. Any investigations, actions, sanctions or other previously mentioned harm could have a material negative effect on our business, operating results and financial condition.

Risks Related to Ownership of our Common Stock and Our Status as a Public Company

We are an emerging growth company and a smaller reporting company, and any decision on our part to comply only with certain reduced reporting and disclosure requirements applicable to emerging growth companies or smaller reporting companies could make our common stock less attractive to investors.

We are an emerging growth company and, for as long as we continue to be an emerging growth company, we may choose to take advantage of exemptions from various reporting requirements applicable to other public companies but not to “emerging growth companies,” including:

- not being required to have our independent registered public accounting firm audit our internal control over financial reporting under Section 404 of the Sarbanes-Oxley Act;
- permission to delay adopting new or revised accounting standards until such time as those standards apply to private companies;
- reduced disclosure obligations regarding executive compensation in our periodic reports and annual report on Form 10-K; and
- exemptions from the requirements of holding non-binding advisory votes on executive compensation and stockholder approval of any golden parachute payments not previously approved.

We may take advantage of these and other exemptions until we are no longer an “emerging growth company”. We could be an emerging growth company until as long as December 31, 2024 (up to the end of the fiscal year in which the fifth anniversary of the completion our IPO occurs), although we expect to not be an emerging growth company sooner. Our status as an emerging growth company will end as soon as any of the following takes place:

- the last day of the fiscal year in which we have more than \$1.07 billion in annual revenue;
- the date we qualify as a “large accelerated filer,” with at least \$700 million of equity securities held by non-affiliates;
- the date on which we have issued, in any three-year period, more than \$1.0 billion in non-convertible debt securities; or
- the last day of the fiscal year ending after the fifth anniversary after we become a public company.

We cannot predict if investors will find our common stock less attractive if we choose to rely on any of the exemptions afforded emerging growth companies. If some investors find our common stock less attractive because we rely on any of these exemptions, there may be a less active trading market for our common stock and the market price of our common stock may be more volatile.

In addition, under the Jumpstart Our Business Startups Act of 2012 (the “JOBS Act”), “emerging growth companies” can delay adopting new or revised accounting standards until such time as those standards apply to private companies. We have elected to avail ourselves of this exemption and, as a result, our financial statements may not be comparable to the financial statements of issuers who are required to comply with the effective dates for new or revised accounting standards that are applicable to public companies. Section 107 of the JOBS Act provides that we can elect to opt out of the extended transition period at any time, which election is irrevocable.

Even after we no longer qualify as an emerging growth company, we may still qualify as a “smaller reporting company”, which would allow us to take advantage of many of the same exemptions from disclosure requirements (excluding the exemption from compliance with the auditor attestation requirements of Section 404 of the Sarbanes-Oxley Act) and reduced disclosure obligations regarding executive compensation in our periodic reports and proxy statements. We cannot predict if investors will find our common stock less attractive because we may rely on these exemptions. If some investors find our common stock less attractive as a result, there may be a less active trading market for our common stock and our stock price may be more volatile.

Our share price may be volatile. Market volatility may affect the value of an investment in our common stock and could subject us to litigation.

Technology stocks have historically experienced high levels of volatility. There has been and could continue to be significant volatility in the market price and trading volume of equity securities. For example, our closing stock price ranged from \$5.23 to \$10.00 per share from June 12, 2019 to December 6, 2019. The market price of our common stock could be subject to wide fluctuations in response to many risk factors listed in this section, and others beyond our control, including:

- actual or anticipated fluctuations in our financial condition and operating results;
- the financial projections we may provide to the public, and any changes in projected operational and financial results;
- addition or loss of significant customers;
- changes in laws or regulations applicable to our products;
- actual or anticipated changes in our growth rate relative to our competitors;
- announcements of technological innovations or new offerings by us or our competitors;
- announcements by us or our competitors of significant acquisitions, strategic partnerships, joint ventures or capital-raising activities or commitments;
- additions or departures of key personnel;
- changes in our financial guidance or securities analysts' estimates of our financial performance;
- discussion of us or our stock price by the financial press and in online investor communities;
- reaction to our press releases and filings with the SEC;
- changes in accounting principles;
- lawsuits threatened or filed against us;
- fluctuations in operating performance and the valuation of companies perceived by investors to be comparable to us;
- sales of our common stock by us or our stockholders;
- share price and volume fluctuations attributable to inconsistent trading volume levels of our shares;
- price and volume fluctuations in the overall stock market, including as a result of trends in the economy as a whole;
- changes in laws or regulations applicable to our business;
- changes in our capital structure, such as future issuances of debt or equity securities;
- short sales, hedging and other derivative transactions involving our capital stock;
- the expiration of contractual lock-up periods;
- other events or factors, including those resulting from war, incidents of terrorism or responses to these events; and
- general economic and market conditions.

Furthermore, in recent years, the stock markets have experienced extreme price and volume fluctuations that have affected and continue to affect the market prices of equity securities of many companies, and technology companies in particular. These fluctuations often have been unrelated or disproportionate to the operating performance of those companies. These broad market and industry fluctuations, as well as general economic,

political and market conditions such as recessions, interest rate changes or international currency fluctuations, may negatively impact the market price of our common stock. In the past, companies that have experienced volatility in the market price of their stock have been subject to securities class action litigation. We may be the target of this type of litigation in the future. Securities litigation against us could result in substantial costs and divert our management's attention from other business concerns, which could also harm our business.

An active trading market for our common stock may not be sustained, and you may not be able to resell your common stock at a desired market price.

Our shares of common stock began trading on the Nasdaq Capital Market on June 12, 2019. Prior to our IPO, there was no public market for our common stock. Although our common stock is listed on the Nasdaq Capital Market, an active trading market for our shares may not be sustained. If an active market for our common stock is not sustained, you may not be able to sell your shares quickly or at a desired market price. If no active trading market for our common stock is sustained, you may be unable to sell your shares when you wish to sell them or at a price that you consider attractive or satisfactory. The lack of an active market may also adversely affect our ability to raise capital by selling securities in the future or impair our ability to acquire businesses or technologies using our shares as consideration.

FINRA sales practice requirements may limit a stockholder's ability to buy and sell our stock.

The Financial Industry Regulatory Authority, Inc. ("FINRA") has adopted rules requiring that, in recommending an investment to a customer, a broker-dealer must have reasonable grounds for believing that the investment is suitable for that customer. Prior to recommending speculative or low-priced securities to their non-institutional customers, broker-dealers must make reasonable efforts to obtain information about the customer's financial status, tax status, investment objectives and other information. Under interpretations of these rules, FINRA has indicated its belief that there is a high probability that speculative or low-priced securities will not be suitable for at least some customers. If these FINRA requirements are applicable to us or our securities, they may make it more difficult for broker-dealers to recommend that at least some of their customers buy our common stock, which may limit the ability of our stockholders to buy and sell our common stock and could have an adverse effect on the market for and price of our common stock.

If securities or industry analysts either do not publish research about us or publish inaccurate or unfavorable research about us, our business or our market, or if they change their recommendations regarding our common stock adversely, the trading price or trading volume of our common stock could decline.

The trading market for our common stock will be influenced in part by the research and reports that securities or industry analysts may publish about us, our business, our market or our competitors. If one or more of the analysts initiate research with an unfavorable rating or downgrade our common stock, provide a more favorable recommendation about our competitors or publish inaccurate or unfavorable research about our business, our common stock price would likely decline. If any analyst who may cover us were to cease coverage of us or fail to regularly publish reports on us, we could lose visibility in the financial markets, which in turn could cause the trading price or trading volume of our common stock to decline.

The estimates of market opportunity, market size and forecasts of market growth included in our publicly-filed documents may prove to be inaccurate, and even if the market in which we compete achieves the forecasted growth, our business could fail to grow at similar rates, if at all.

Market opportunity, size estimates and growth forecasts included in our publicly-filed documents are subject to significant uncertainty and are based on assumptions and estimates that may not prove to be accurate. For example, several of the reports and data on which our estimates and forecasts are based rely on projections of consumer adoption and incorporate data from secondary sources such as company websites as well as industry, trade and government publications.

Net revenue and operating results are difficult to forecast because they generally depend on the volume, timing and type of orders we receive, all of which are uncertain. We base our expense levels and investment plans on our estimates of total net revenue and gross margins using human judgment combined with our machine learning, natural language processing and data analytics. We cannot be sure the same growth rates, trends and other key performance metrics are meaningful predictors of future growth. If our assumptions and calculations prove to be wrong, we may spend more than we anticipate acquiring and retaining customers or may generate less net revenue per active customer than anticipated, any of which could have a negative impact on our business and results of operations. In addition, as we enter a new consumer product market, we may initially provide discounts to customers to gain market traction, and the amount and effect of these discounts may vary greatly. Finally, we are evaluating our total addressable market with respect to new product offerings and new markets. These estimates of total addressable market and growth forecasts are subject to significant uncertainty, are based on assumptions and estimates that may not prove to be accurate and are based on data published by third parties that we have not independently verified. Even if the market in which we compete meets the size estimates and growth forecasted in our publicly-filed documents, our business could fail to grow at similar rates, if at all.

Our business is also affected by general economic and business conditions in the U.S., and we anticipate that it will be increasingly affected by conditions in international markets. In addition, we experience seasonal trends in our business, and our mix of product offerings is highly variable from day-to-day and quarter-to-quarter. This variability makes it difficult to predict sales and could result in significant fluctuations in our net revenue from period-to-period. A significant portion of our expenses is fixed, and as a result, we may be unable to adjust our spending in a timely manner to compensate for any unexpected shortfall in net revenue. Any failure to accurately predict net revenue or gross margins could cause our operating results to be lower than expected, which could materially adversely affect our financial condition and stock price.

Future sales and issuances of our capital stock, or the perception that such sales may occur, could cause our stock price to decline.

Our officers and directors have agreed, subject to specified exceptions, not to dispose of or hedge any of our common stock until June 12, 2020 (the date that is twelve months after the date of the final prospectus for our IPO, dated as of June 12, 2019, and filed with the SEC pursuant to Rule 424(b)(4) on June 13, 2019 (File No. 333-231381) (the “Final Prospectus”). Certain holders of our outstanding securities have agreed, subject to specified exceptions, not to dispose of or hedge our common stock until (i) March 12, 2020 (a period of 9 months after the date of the Final Prospectus), (ii) June 12, 2020 (a period of 12 months after the date of the Final Prospectus), (iii) September 12, 2020 (a period of 15 months after the date of the Final Prospectus), (iv) December 12, 2020 (a period of 18 months after the date of the Final Prospectus), or (v) March 12, 2021 (a period of 21 months after the date of the Final Prospectus). However, Roth Capital Partners, LLC, may release all or any portion of the shares subject to the lock-up restrictions prior to the expiration of the restricted periods.

We may issue additional securities following the date of this prospectus. Our amended and restated certificate of incorporation authorizes us to issue up to 500,000,000 shares of common stock and 10,000,000 shares of undesignated preferred stock. Future sales and issuances of our capital stock or rights to purchase our capital stock could result in substantial dilution to our existing stockholders. We may sell common stock, convertible securities and other equity securities in one or more transactions at prices and in a manner as we may determine from time to time. If we sell any such securities in subsequent transactions, the ownership of existing stockholders will be diluted, possibly materially. New investors in subsequent transactions could also gain rights, preferences and privileges senior to those of existing holders of our common stock.

Future sales of substantial amounts of our common stock in the public market could reduce the prevailing market prices for our common stock. Substantially all of our outstanding common stock is eligible for sale as are shares of common stock issuable under vested and exercisable stock options. An aggregate of 2,426,015 shares of restricted common stock granted to certain of our employees, including certain of our executive officers, pursuant to the Mohawk Group Holdings, Inc. 2019 Equity Plan (the “2019 Equity Plan”) will vest in four equal

[Table of Contents](#)

installments on February 1, 2020, June 14, 2020, December 14, 2020 and June 14, 2021, and we expect our stock-based compensation expense to increase materially in the future from the issuance and vesting of restricted common stock granted pursuant to the 2019 Equity Plan. In addition, an aggregate of 149,957 shares of restricted common stock granted to certain of our employees, including certain of our executive officers and directors pursuant to the Mohawk Group Holdings, Inc. 2018 Equity Incentive Plan will, (i) with respect to 64,982 shares of restricted common stock, vest in full on June 14, 2020 and (ii) with respect to 84,975 shares of restricted common stock, vest monthly in equal installments starting one month after the one year anniversary of the vesting commencement date, with one-fourth of the award vesting on the one year anniversary of the vesting commencement date. If our existing stockholders sell a large number of shares of our common stock, or the public market perceives that existing stockholders might sell shares of common stock, the market price of our common stock could decline significantly. Existing stockholder sales might also make it more difficult for us to sell additional equity securities at a time and price that we deem appropriate.

Moreover, we are required to file the registration statement of which this prospectus forms a part for the public resale by stockholders owning 66.8% of our outstanding common stock by December 12, 2019 (the date that is 181 days following the date of the closing of our IPO). Registration of these shares under the Securities Act of 1933, as amended (the "Securities Act"), would result in the shares becoming freely tradable without restriction under the Securities Act, except for shares held by our affiliates and subject to certain other conditions, such as the lock-up restrictions described above. Any sales of securities by these stockholders could have a material adverse effect on the trading price of our common stock.

Substantial blocks of our total outstanding shares may be sold into the market when the lock-up period ends. If there are substantial sales of shares of our common stock, or the market perception that such sales may occur, the price of our common stock could decline.

The price of our common stock could decline if there are substantial sales of our common stock, particularly sales by our directors, executive officers and significant stockholders, or if there is a large number of shares of our common stock available for sale and the market perceives that sales will occur. Certain shares held by our directors, officers and stockholders and holders of options and warrants are currently restricted from resale as a result of a contractual "lock-up" restriction. These shares will become available to be sold at varying times following effectiveness of a future registration statement and expiration of the applicable lock-up period.

In addition, we intend to file one or more registration statements to register the shares of common stock subject to outstanding options under our equity incentive plans and the shares reserved for awards available for future issuance under our equity incentive plans. Shares registered on these registration statements would be eligible for sale to the public, subject to certain legal and contractual limitations. The market price of the shares of our common stock could decline as a result of the sale of a substantial number of our shares of common stock in the public market or the perception in the market that the holders of a large number of shares intend to sell their shares.

We do not intend to pay dividends for the foreseeable future.

We may not declare or pay cash dividends on our capital stock in the near future, and our revolving credit facility and term loan contain restrictive covenants that limit our ability to pay dividends. We currently intend to retain any future earnings to finance the operation and expansion of our business, and we do not expect to declare or pay any dividends in the foreseeable future. Consequently, stockholders must rely on sales of their common stock after price appreciation as the only way to realize any future gains on their investment.

The concentration of our stock ownership will likely limit your ability to influence corporate matters, including the ability to influence the outcome of director elections and other matters requiring stockholder approval.

As of September 30, 2019, our executive officers, directors and the holders of more than 5% of our outstanding common stock in the aggregate beneficially own approximately 57.0% of our common stock. This concentrated

[Table of Contents](#)

control limits your ability to influence corporate matters for the foreseeable future. As a result, these stockholders, acting together, will have significant influence over all matters that require approval by our stockholders, including the election of directors and approval of significant corporate transactions. Corporate actions might be taken even if other stockholders, oppose them. Additionally, these stockholders may cause us to make strategic decisions or pursue acquisitions that could involve risks to you or may not be aligned with your interests. This concentration of ownership might also have the effect of delaying or preventing a change of control of our company that other stockholders may view as beneficial. This control may materially adversely affect the market price of our common stock.

MV II, LLC, Dr. Larisa Storozhenko and Mr. Maximus Yaney (collectively, the “Designating Parties”) have entered into a voting agreement with Asher Delug and us (the “Restated Voting Agreement”), pursuant to which each of the Designating Parties agreed to relinquish the right to vote their shares of capital stock of, and any other equity interest in, us (collectively, the “Voting Interests”) by granting our board of directors the sole right to vote all of the Voting Interests as the Designating Parties’ proxyholder. The Voting Interests include all shares of our common stock currently held by the Designating Parties, as well as any of our securities or other equity interests acquired by the Designating Parties in the future. Pursuant to the proxy granted by the Designating Parties, our board of directors is required to vote all of the Voting Interests in direct proportion to the voting of the shares and equity interests voted by all holders other than the Designating Parties. The proxy granted by the Designating Parties under the Restated Voting Agreement is irrevocable. In addition, the Restated Voting Agreement proxyholder may not be changed unless we receive the prior approval of The Nasdaq Stock Market LLC.

The Restated Voting Agreement became effective on June 12, 2019, and it will continue until the earlier to occur of (a) a Deemed Liquidation Event unless, immediately upon such Deemed Liquidation Event, our common stock is and remains listed on The Nasdaq Stock Market LLC, or (b) Mr. Yaney’s death. For purposes of the Restated Voting Agreement, a “Deemed Liquidation Event” means (i) the acquisition of us by another entity by means of any transaction or series of related transactions to which we are party other than a transaction or series of transactions in which the holders of our voting securities outstanding immediately prior to such transaction or series of transactions retain, immediately after such transaction or series of transactions, as a result of our shares held by such holders prior to such transaction or series of transactions, a majority of the total voting power represented by our outstanding voting securities or such other surviving or resulting entity; (ii) a sale, lease or other disposition of all or substantially all of our and our subsidiaries’ assets taken as a whole by means of any transaction or series of related transactions, except where such sale, lease or other disposition is to a wholly-owned subsidiary of us; or (iii) any liquidation, dissolution or winding up of us, whether voluntary or involuntary; however, a Deemed Liquidation Event shall not include any transaction effected primarily to raise capital for us or a spin-off or similar divestiture of our product or SaaS business as part of a reorganization of us approved by our board of directors. In addition, the rights and obligations under the Restated Voting Agreement will terminate with respect to shares of capital stock sold by a Designating Party in connection with any arm’s length transaction to a third party that is not a Designating Party, an affiliate of a Designating Party or any other individual or party that has a direct or indirect familial relationship with any Designating Party.

On April 12, 2019, Asher Delug entered into a voting agreement with us on substantially the same terms as the Restated Voting Agreement (the “Delug Voting Agreement”), pursuant to which Mr. Delug agreed to relinquish the right to vote his shares of capital stock of, and any other equity interest in, us (collectively, the “Delug Voting Interests”) by granting our board of directors the sole right to vote all of the Delug Voting Interests as Mr. Delug’s proxyholder. The Delug Voting Interests include all shares of our common stock currently held by Mr. Delug, as well as any of our securities or other equity interests acquired by Mr. Delug in the future. Pursuant to the proxy granted by Mr. Delug, our board of directors is required to vote all of the Delug Voting Interests in direct proportion to the voting of the shares and equity interests voted by all holders other than Mr. Delug. The proxy granted by Mr. Delug under the Delug Voting Agreement is irrevocable. In addition, the Delug Voting Agreement proxyholder may not be changed unless we receive the prior approval of The Nasdaq Stock Market LLC.

[Table of Contents](#)

The Delug Voting Agreement became effective on June 12, 2019, and it will continue until the earlier to occur of (a) a Deemed Liquidation Event unless, immediately upon such Deemed Liquidation Event, our common stock is and remains listed on The Nasdaq Stock Market LLC, or (b) Mr. Delug's death. The definition of "Deemed Liquidation Event" in the Delug Voting Agreement is the same as the definition in the Restated Voting Agreement. In addition, the rights and obligations under the Delug Voting Agreement will terminate with respect to shares of capital stock sold by Mr. Delug in connection with any arm's length transaction to a third party that is not an affiliate of Mr. Delug or any other individual or party that has a direct or indirect familial relationship with Mr. Delug.

We will incur significantly increased costs and devote substantial management time as a result of operating as a public company.

As a public company, we will incur significant legal, accounting and other expenses that we did not incur as a private company. For example, we are subject to the reporting requirements of the Securities Exchange Act of 1934, as amended (the "Exchange Act"), and are required to comply with the applicable requirements of the Sarbanes-Oxley Act and the Dodd-Frank Wall Street Reform and Consumer Protection Act, as well as rules and regulations subsequently implemented by the SEC, including the establishment and maintenance of effective disclosure and financial controls and changes in corporate governance practices. We expect that compliance with these requirements will increase our legal and financial compliance costs and will make some activities more time consuming and costly. In addition, we expect that our management and other personnel will need to divert attention from operational and other business matters to devote substantial time to these public company requirements. In particular, we expect to incur significant expenses and devote substantial management effort toward ensuring compliance with the requirements of Section 404 of the Sarbanes-Oxley Act, which will increase when we are no longer an emerging growth company, as defined by the JOBS Act. We will need to hire additional accounting and financial staff with appropriate public company experience and technical accounting knowledge and maintain an internal audit function. We cannot predict or estimate the amount of additional costs we may incur as a result of operating as a public company or the timing of such costs.

We believe that being a public company will make it more expensive for us to obtain director and officer liability insurance, and we may be required to accept reduced coverage or incur substantially higher costs to obtain coverage. These factors could also make it more difficult for us to attract and retain qualified members of our board of directors, particularly to serve on our audit committee and compensation committee, and qualified executive officers.

As a result of disclosure of information in our publicly-filed documents, our business and financial condition will become more visible, which we believe may result in threatened or actual litigation, including by competitors and other third parties. If such claims are successful, our business and results of operations could be materially adversely affected, and even if the claims do not result in litigation or are resolved in our favor, these claims, and the time and resources necessary to resolve them, could divert the resources of our management and materially adversely affect our business, financial condition and operating results.

Anti-takeover provisions in our charter documents and under the General Corporation Law of the State of Delaware (the "DGCL") could make an acquisition of us more difficult and may prevent attempts by our stockholders to replace or remove our management.

Provisions in our amended and restated certificate of incorporation and our amended and restated bylaws may delay or prevent an acquisition of us or a change in our management. In addition, because we are incorporated in Delaware, we are governed by the provisions of Section 203 of the DGCL, which prohibits stockholders owning in excess of 15% of the outstanding combined organization voting stock from merging or combining with the combined organization. Although we believe these provisions collectively will provide for an opportunity to receive higher bids by requiring potential acquirers to negotiate with our board of directors, they would apply even if the offer may be considered beneficial by some stockholders. In addition, these provisions may frustrate

[Table of Contents](#)

or prevent any attempts by our stockholders to replace or remove then-current management by making it more difficult for stockholders to replace members of our board of directors, which is responsible for appointing the members of management.

Anti-takeover provisions in our charter documents could discourage, delay or prevent a change in control of us and may affect the trading price of our common stock.

Our amended and restated certificate of incorporation and amended and restated bylaws contain provisions that could significantly reduce the value of shares of our capital stock to a potential acquiror or delay or prevent changes in control or changes in our management without the consent of our board of directors. Our charter documents include the following provisions:

- a classified board of directors with three-year staggered terms, which may delay the ability of stockholders to change the membership of a majority of our board of directors;
- no cumulative voting in the election of directors, which limits the ability of minority stockholders to elect director candidates;
- the exclusive right of our board of directors, unless the board of directors grants such right to the stockholders, to elect a director to fill a vacancy created by the expansion of the board of directors or the resignation, death or removal of a director, which prevents stockholders from being able to fill vacancies on our board of directors;
- the required approval of at least two-thirds of the shares entitled to vote to remove a director for cause, and the prohibition on removal of directors without cause;
- the ability of our board of directors to authorize the issuance of shares of preferred stock and to determine the price and other terms of those shares, including preferences and voting rights, without stockholder approval, which could be used to significantly dilute the ownership of stockholders or a hostile acquiror;
- the ability of our board of directors to alter our amended and restated bylaws without obtaining stockholder approval;
- the required approval of at least two-thirds of the shares entitled to vote to adopt, amend or repeal our amended and restated bylaws or repeal the provisions of our amended and restated certificate of incorporation regarding the election and removal of directors;
- a prohibition on stockholder action by written consent, which forces stockholder action to be taken at an annual or special meeting of our stockholders;
- an exclusive forum provision providing that the Court of Chancery of the State of Delaware will be the exclusive forum for certain actions and proceedings;
- the requirement that a special meeting of stockholders may be called only by the board of directors, the chairperson of the board of directors, the chief executive officer or the president (in the absence of a chief executive officer) which may delay the ability of our stockholders to force consideration of a proposal or to take action, including the removal of directors; and
- advance notice procedures that stockholders must comply with in order to nominate candidates to our board of directors or to propose matters to be acted upon at a stockholders' meeting, which may discourage or deter a potential acquiror from conducting a solicitation of proxies to elect the acquiror's own slate of directors or otherwise attempting to obtain control of us.

These provisions could discourage, delay or prevent a transaction involving a change in control of us. These provisions could also discourage proxy contests and make it more difficult for stockholders to elect directors of their choosing and cause us to take other corporate actions our stockholders desire.

Our amended and restated certificate of incorporation provides that the Court of Chancery of the State of Delaware is the exclusive forum for substantially all disputes between us and our stockholders, which could limit our stockholders' ability to obtain a favorable judicial forum for disputes with us or our directors, officers or employees.

Our amended and restated certificate of incorporation provides that the Court of Chancery of the State of Delaware is the exclusive forum for any derivative action or proceeding brought on our behalf, any action asserting a breach of fiduciary duty, any action asserting a claim against us arising pursuant to the DGCL, our amended and restated certificate of incorporation or our amended and restated bylaws, or any action asserting a claim against us that is governed by the internal affairs doctrine; provided, that, this provision would not apply to suits brought to enforce a duty or liability created by the Securities Act, the Exchange Act or any other claim for which the federal courts have exclusive jurisdiction. These choice of forum provisions may limit a stockholder's ability to bring a claim in a judicial forum that it finds favorable for disputes with us or our directors, officers or other employees, which may discourage such lawsuits against us and our directors, officers and other employees. In addition, stockholders who do bring a claim in the Court of Chancery of the State of Delaware could face additional litigation costs in pursuing any such claim, particularly if they do not reside in or near Delaware. Furthermore, the enforceability of similar choice of forum provisions in other companies' certificates of incorporation has been challenged in legal proceedings, and it is possible that a court could find these types of provisions to be inapplicable or unenforceable. If a court were to find the choice of forum provisions in our amended and restated certificate of incorporation to be inapplicable or unenforceable in an action, we may incur additional costs associated with resolving such action in other jurisdictions, which could adversely affect our business and financial condition.

Our management team has limited experience managing a public company.

Our chief executive officer has limited experience managing a public company, interacting with public company investors and complying with the increasingly complex laws pertaining to public companies. Accordingly, our management team, as a whole, may not successfully or efficiently manage the transition to being a public company subject to significant regulatory oversight and reporting obligations under the federal securities laws and the continuous scrutiny of securities analysts and investors. These new obligations and constituents will require significant attention from our senior management, particularly from our chief executive officer, and could divert their attention away from the day-to-day management of our business, which could adversely affect our business, operating results and financial condition.

DISCLOSURE REGARDING FORWARD-LOOKING STATEMENTS

This prospectus contains forward-looking statements within the meaning of Section 27A of the Securities Act and Section 21E of the Exchange Act, which statements involve substantial risks and uncertainties. Forward-looking statements generally relate to future events or our future financial or operating performance. In some cases, you can identify forward-looking statements because they contain words such as “may,” “will,” “should,” “expects,” “plans,” “anticipates,” “could,” “intends,” “target,” “projects,” “contemplates,” “believes,” “estimates,” “predicts,” “potential” or “continue” or the negative of these words or other similar terms or expressions that concern our expectations, strategy, plans or intentions. Forward-looking statements contained in this prospectus include, but are not limited to, statements about:

- our future financial performance, including our revenue, costs of revenue and operating expenses;
- our ability to achieve and grow profitability;
- the sufficiency of our cash to meet our liquidity needs;
- our ability to maintain the security and availability of our technology platform, including our AIMEE (Artificial Intelligence Mohawk e-Commerce Engine) software platform;
- our ability to successfully launch new products;
- our ability to identify and complete merger and acquisition transactions;
- our predictions about industry and market trends;
- our ability to successfully expand internationally;
- our ability to effectively manage our growth and future expenses;
- our estimated total addressable market;
- our ability to maintain, protect and enhance our intellectual property, including our AIMEE software platform;
- our ability to comply with modified or new laws and regulations applying to our business;
- the attraction and retention of qualified employees and key personnel;
- our ability to successfully defend litigation brought against us;
- the increased expenses associated with being a public company; and
- our use of the net proceeds from this offering.

We caution you that the forward-looking statements highlighted above do not encompass all of the forward-looking statements made in this prospectus.

We have based the forward-looking statements contained in this prospectus primarily on our current expectations and projections about future events and trends that we believe may affect our business, financial condition, results of operations and prospects. The outcome of the events described in these forward-looking statements is subject to risks, uncertainties and other factors described in the section of this prospectus entitled “Risk Factors” and elsewhere in this prospectus. Moreover, we operate in a very competitive and challenging environment. New risks and uncertainties emerge from time to time, and it is not possible for us to predict all risks and uncertainties that could have an impact on the forward-looking statements contained in this prospectus. We cannot assure you that the results, events and circumstances reflected in the forward-looking statements will be achieved or occur, and actual results, events or circumstances could differ materially from those described in the forward-looking statements.

[Table of Contents](#)

The forward-looking statements made in this prospectus relate only to events as of the date on which the statements are made. We undertake no obligation to update any forward-looking statements made in this prospectus to reflect events or circumstances after the date of this prospectus or to reflect new information or the occurrence of unanticipated events, except as required by law. We may not actually achieve the plans, intentions or expectations disclosed in our forward-looking statements and you should not place undue reliance on our forward-looking statements. Our forward-looking statements do not reflect the potential impact of any future acquisitions, mergers, dispositions, joint ventures, other strategic transactions or investments we may make or enter into.

DESCRIPTION OF THE MERGER

On September 4, 2018, pursuant to the Merger Agreement, MGH Merger Sub, Inc. merged with and into Mohawk Opco, with Mohawk Opco remaining as the surviving entity and becoming a wholly-owned operating subsidiary of our Company. Pursuant to the Merger, we acquired the business of Mohawk Opco, an e-commerce technology provider. We entered into the Merger because the investor syndicate, represented by Katalyst Securities LLC, required this structure as a condition to Mohawk Opco's private placement offering of its Series C Preferred Stock. Mohawk Opco continued (and currently continues) as the operating company of our Company group following the Merger. See the section of this prospectus entitled "Description of Our Business" below. At the Effective Time, each outstanding share of Mohawk Opco's common and preferred stock (other than shares of Mohawk Opco's Series C Preferred Stock) issued and outstanding immediately prior to the closing of the Merger was exchanged for 0.31310798 shares of our common stock, each outstanding share of Mohawk Opco's Series C Preferred Stock issued and outstanding immediately prior to the closing of the Merger was exchanged for 0.2564103 shares of our common stock, and each outstanding warrant to purchase shares of Mohawk Opco's Series C Preferred Stock was exchanged for a warrant to purchase 0.2564103 shares of our common stock and retained the exercise price per share of \$15.60. As a result, an aggregate of 10,636,755 shares of our common stock were issued to the holders of Mohawk Opco's capital stock after adjustments due to rounding for fractional shares and warrants to purchase 44,871 shares of our common stock were issued to former holders of warrants to purchase shares of Mohawk Opco's Series C Preferred Stock. In addition, on September 4, 2018, we issued warrants to purchase an aggregate of 196,364 shares of our common stock with an exercise price of \$15.60 per share to certain accredited investors as consideration for providing certain placement agent services to Mohawk Opco. See the section of this prospectus entitled "Description of Capital Stock—Warrants" below for more information. In addition, pursuant to the Merger Agreement, options to purchase 302,911 shares of Mohawk Opco's common stock with a weighted-average exercise price of \$7.49 issued and outstanding immediately prior to the closing of the Merger were assumed and exchanged for options to purchase 369,885 shares of our common stock with a weighted-average exercise price of \$6.16. See the section of this prospectus entitled "Description of Capital Stock—Options" below for more information.

The Merger was a reverse recapitalization for financial reporting purposes. Before the Merger, we had no operations, no cash and no debt. No stockholder obtained control of our Company as a result of the Merger. Mohawk Opco stockholders obtained 92% of our voting interests in and continued to control our Company after the Merger. As a result, no step-up in basis was recorded and the net assets of Mohawk Opco are stated at historical cost. The Merger was intended to be treated as a reorganization under Section 368(a) of the Internal Revenue Code of 1986, as amended.

The Merger is reflected in the financial statements and financial disclosures as if the Merger was effective as of the earliest period presented. Operations prior to the Merger are the historical operations of Mohawk Opco.

USE OF PROCEEDS

We will receive no proceeds from the sale of the Shares by the Selling Stockholders. We may, however, receive cash proceeds equal to the total exercise price of the Warrants to the extent that the Warrants are exercised for cash. The exercise price of each of the Warrants is \$15.60 per share of common stock. The exercise price and the number of shares of common stock issuable upon exercise of the Warrants may be adjusted in certain circumstances, including stock splits, dividends or distributions, or other similar transactions. However, there can be no assurance that any of these Warrants will be exercised by the Selling Stockholders at all. To the extent we receive proceeds from the cash exercise of the Warrants, we intend to use such proceeds to provide capital support or for general corporate purposes, which may include, without limitation, working capital, operating expenses, capital expenditures, supporting asset growth and acquiring, investing in or licensing complementary products, technologies or businesses. We do not have any specific plans for acquisitions or other business combinations at this time. Our management will retain broad discretion in the allocation of the net proceeds from any exercise of the Warrants for cash.

The Selling Stockholders will pay any underwriting discounts, selling commissions or transfer taxes incurred in disposing of the Shares and the expenses of any attorney or other advisor they decide to employ. We will bear all other costs, fees and expenses incurred in effecting the registration of the Shares covered by this prospectus. These may include, without limitation, all registration, filing, stock exchange fees, printing expenses, all fees and expenses of complying with applicable securities laws and the fees and disbursements of our counsel and of our independent accountants and reasonable fees.

MARKET PRICE OF AND DIVIDENDS ON SECURITIES AND RELATED STOCKHOLDER MATTERS

Market Information

Our common stock is listed on the Nasdaq Capital Market under the symbol “MWK”. Our common stock began trading on the Nasdaq Capital Market on June 12, 2019. Prior to that, there was no public market for our common stock.

As of September 30, 2019, there were 17,710,659 shares of our common stock outstanding held by approximately 262 stockholders of record, not including beneficial holders whose shares are held in names other than their own. As of September 30, 2019, there were no shares of our convertible preferred stock outstanding.

Dividend Policy

We have never declared or paid any cash dividends on our capital stock. We intend to retain future earnings, if any, to finance the operation and expansion of our business and do not anticipate paying any cash dividends in the foreseeable future. Any future determination to pay dividends will be made at the discretion of our board of directors or any authorized committee thereof after considering our financial condition, results of operations, capital requirements, business prospects and other factors our board of directors or such committee deems relevant, and subject to the restrictions contained in our current or future financing instruments. Pursuant to the Amended and Restated Credit and Security Agreement, dated as of November 23, 2018, with MidCap Funding X Trust as Agent (“MidCap”) and the lenders party thereto, as amended (the “MidCap Credit Agreement”), we are prohibited from paying any dividends without the prior written consent of MidCap. Additionally, pursuant to the Venture Loan and Security Agreement, dated December 31, 2018 with Horizon Technology Finance Corporation (“Horizon”) as lender and collateral agent (the “Horizon Loan Agreement”), we are prohibited from paying any dividends without the prior written consent of Horizon.

MANAGEMENT'S DISCUSSION AND ANALYSIS OF FINANCIAL CONDITION AND RESULTS OF OPERATIONS

The following discussion and analysis of our financial condition and results of operations should be read in conjunction with the consolidated financial statements and related notes thereto included elsewhere in this prospectus. In addition to historical information, this discussion and analysis contains forward-looking statements that involve risks, uncertainties and assumptions. Our actual results may differ materially from these forward-looking statements as a result of certain factors. We discuss factors that we believe could cause or contribute to these differences below and elsewhere in this prospectus, including those set forth in the sections of this prospectus entitled "Risk Factors" and "Disclosure Regarding Forward-Looking Statements".

Overview

Mohawk is a rapidly growing technology-enabled consumer products company. Mohawk was founded on the premise that if a CPG company was founded today, it would apply A.I. and machine learning, the synthesis of massive quantities of data and the use of social proof to validate high caliber product offerings as opposed to over-reliance on brand value and other traditional marketing tactics.

Since our founding in 2014, we have scaled our business in a rapid, capital-efficient manner, having raised \$102.3 million of equity capital from inception through September 30, 2019. We have grown our net revenue each year since 2015, resulting in net revenue of \$73.3 million in 2018, up 101.0% over 2017, with net losses of \$31.8 million and \$23.1 million for 2018 and 2017, respectively. For the three months ended September 30, 2019, we increased our net revenue by \$15.9 million to \$40.6 million from \$24.7 million for the three months ended September 30, 2018, with net losses of \$11.3 million and \$5.1 million for the three months ended September 30, 2019 and September 30, 2018, respectively. For the nine months ended September 30, 2019, we increased our net revenue by \$35.2 million to \$88.8 million from \$53.6 million for the nine months ended September 30, 2018, with net losses of \$27.3 million and \$23.2 million for the nine months ended September 30, 2019 and September 30, 2018, respectively.

We have launched and sold hundreds of SKUs on Amazon and other e-commerce platforms. Through the success of those products, we have grouped them and have incubated four owned and operated brands: hOmelabs, Vremi, Xtava and RIF6. These product categories include home and kitchen appliances, kitchenware, environmental appliances (i.e., dehumidifiers and air conditioners), beauty related products and, to a lesser extent, consumer electronics.



hOmeLabs Ice Maker



Vremi Kitchen Set



Xtava Infrared Hair Straightener



hOmeLabs Dehumidifier

We believe we are reinventing how to rapidly and successfully identify new product opportunities and to launch, autonomously market and sell products in the rapidly growing global e-commerce market by leveraging our proprietary software technology platform, known as AIMEE. AIMEE combines large quantities of data, A.I., machine learning and other automation algorithms, at scale, to allow rapid opportunity identification and automated online sales and marketing of consumer products.

[Table of Contents](#)

AIMEE sources data from various e-commerce platforms, the internet and publicly available data, allowing us to estimate and determine trends, performance and consumer sentiment on products and searches within e-commerce platforms. This functionality allows us to help determine which products to market, manufacture through contract manufacturers, import and sell on e-commerce marketplaces. AIMEE is also connected, through APIs, to multiple e-commerce platforms. This allows us to automate the purchase of marketing, automate various parts of our fulfillment and logistics operations and to automate the change of pricing of product listings.

We generate revenue primarily through the online sales of our various digital native consumer products and substantially all of our sales are made through the Amazon U.S. marketplace. AIMEE is integrated with marketplaces in the U.S., including Amazon and Walmart, among others, and other platforms like Shopify, and we intend to launch products in the future, managed by AIMEE, on marketplaces outside the U.S. In 2018, predominantly through pilot programs, we began offering third party brands access to AIMEE through our managed SaaS business. In 2018, revenue from our managed SaaS business was \$0.5 million. For the nine months ended September 30, 2019, our revenue from our managed SaaS business was \$1.2 million.

Merger

On September 4, 2018, pursuant to the Merger Agreement, MGH Merger Sub, Inc. merged with and into Mohawk Opco, with Mohawk Opco remaining as the surviving entity and becoming a wholly-owned operating subsidiary of our Company. Pursuant to the Merger, we acquired the business of Mohawk Opco, an e-commerce technology provider.

The Merger was a reverse recapitalization for financial reporting purposes. Before the Merger, we had no operations, no cash and no debt. No stockholder obtained control of our Company as a result of the Merger. Mohawk Opco stockholders obtained 92% of our voting interests and continued to control our Company after the Merger. As a result, no step-up in basis was recorded and the net assets of Mohawk Opco are stated at historical cost. The Merger was intended to be treated as a reorganization under Section 368(a) of the Internal Revenue Code of 1986, as amended.

The Merger is reflected in the financial statements and financial disclosures as if the Merger was effective as of the earliest period presented. Operations prior to the Merger are the historical operations of Mohawk Opco.

Seasonality of Business and Product Mix

Our individual product categories are typically affected by seasonal sales trends primarily resulting from the timing of the summer season for certain of our environmental appliance products and the fall and holiday season for our small kitchen appliances and accessories. With our current mix of environmental appliances, the sales of those products tend to be significantly higher in the summer season. Further, our small kitchen appliances and accessories tend to have higher sales during the fourth quarter, which includes Thanksgiving and the December holiday season. As a result, our operational results and cash flows may fluctuate materially in any quarterly period depending on, among other things, adverse weather conditions, shifts in the timing of certain holidays and changes in our product mix.

Each of our products typically goes through three core phases:

- i. **Launch phase:** During this phase, we leverage our technology to target opportunities identified using AIMEE. During this period of time and due to the combination of discounts and investment in marketing, our net margin for a product could be as low as negative 35%. Net margin is calculated by taking net revenue less cost of goods sold, less fulfillment, online advertising and selling expenses. These costs primarily reflect the estimated variable costs related to the sale of a product.
- ii. **Sustain phase:** Our goal is for every product we launch to enter the sustain phase and become profitable, with a target average of positive 10% net margin, within three months of launch. Net margin

Table of Contents

reflects a combination of manual and automated adjustments in price and marketing spend. Over time, our products benefit from economies of scale stemming from purchasing power both with manufacturers and with fulfillment providers.

- iii. **Milk phase or Liquidate phase:** If a product does not enter the sustain phase or achieve profitability at each transaction or if the customer satisfaction of the product (i.e., ratings) is not satisfactory, then it will go to the liquidate phase and we will sell the remaining inventory. In order to enter the milk phase, we believe that a product must be well received and become a strong leader in its category in both customer satisfaction and volume sold as compared to its competition. Products in the milk phase that have achieved profitability should benefit from pricing power and we expect their profitability to increase accordingly. As of the date of this prospectus, none of our products have achieved the milk phase.

To date, our operating results have included a mix of products in the launch and sustain phases, and we expect such results to include a mix of products in all phases at any given period. Product mix can affect our gross profit and the variable portion of our sales and distribution expenses. Ultimately, we believe that the future cash flow generated by our products in the sustain phase will outpace the amount that we will reinvest into launching new products, driving profitability at the company level while we continue to invest in growth and technology.

Other Operating and Financial Data:

	Year-Ended December 31,			Three Months Ended September 30,		Nine Months Ended September 30,	
	2016	2017	2018	2018	2019	2018	2019
	(in thousands)			(in thousands)		(in thousands)	
Direct	\$ 15,052	\$ 35,968	\$ 69,055	\$ 24,420	\$ 40,026	\$ 49,662	\$ 86,398
Wholesale	3,072	491	3,728	136	259	3,730	1,171
Managed SaaS	—	—	496	116	318	318	1,248
Net revenue	\$ 18,124	\$ 36,459	\$ 73,279	\$ 24,672	\$ 40,603	\$ 53,576	\$ 88,817

	Year-Ended December 31,			Three Months Ended September 30,		Nine Months Ended September 30,	
	2016	2017	2018	2018	2019	2018	2019
	(in thousands)			(in thousands)		(in thousands)	
Contribution margin (1)	\$ (2,458)	\$ (8,480)	\$ (7,789)	\$ 265	\$ 3,230	\$ (6,807)	\$ (4,172)
Contribution margin as a percentage of net revenue (1)	(13.6)%	(23.3)%	(10.6)%	1.1%	8.0%	(12.7)%	4.7%
EBITDA (1)	\$(10,423)	\$(22,359)	\$(29,162)	\$(4,628)	\$(10,393)	\$(21,539)	\$(23,804)
Adjusted EBITDA (1)	\$(10,422)	\$(21,289)	\$(28,557)	\$(4,506)	\$(2,656)	\$(21,102)	\$(11,916)
Adjusted EBITDA as a percentage of net revenue (1)	(57.5)%	(58.4)%	(39.0)%	(18.3)%	(6.5)%	(39.4)%	(13.4)%

- (1) Contribution margin, EBITDA and Adjusted EBITDA are not financial measures prepared in accordance GAAP. As used herein, Contribution margin represents operating loss plus general and administrative expenses, research and development expenses and fixed sales and distribution expenses. As used herein, Contribution margin as a percentage of net revenue represents Contribution margin divided by net revenue. As used herein, EBITDA represents net loss plus depreciation and amortization, interest expense, net and income tax expense. As used herein, Adjusted EBITDA represents EBITDA plus stock-based compensation expense and other expense, net. As used herein, Adjusted EBITDA as a percentage of net revenue represents Adjusted EBITDA divided by net revenue.

Table of Contents

The following table provides a reconciliation of Contribution margin to operating loss, which is the most directly comparable financial measure presented in accordance with GAAP:

	Year-Ended December 31,			Three Months Ended September 30,		Nine Months Ended September 30,	
	2016	2017	2018	2018	2019	2018	2019
	(in thousands)			(in thousands)		(in thousands)	
Operating loss	\$(10,655)	\$(22,593)	\$(29,429)	\$(4,707)	\$(10,413)	\$(21,772)	\$(23,887)
Add (deduct)							
General and administrative expenses	2,489	5,645	11,290	2,767	7,999	8,103	15,779
Research and development expenses	3,279	3,698	3,655	790	2,634	2,810	5,657
Sales and distribution fixed expenses, including stock-based compensation expense	2,429	4,770	6,695	1,415	3,010	4,052	6,623
Contribution margin	\$ (2,458)	\$ (8,480)	\$ (7,789)	\$ 265	\$ 3,230	\$ (6,807)	\$ 4,172
Contribution margin as a percentage of net revenue	(13.6)%	(23.3)%	(10.6)%	1.1%	8.0%	(12.7)%	4.7%

The following table provides a reconciliation of EBITDA and Adjusted EBITDA to net loss, which is the most directly comparable financial measure presented in accordance with GAAP:

	Year-Ended December 31,			Three Months Ended September 30,		Nine Months Ended September 30,	
	2016	2017	2018	2018	2019	2018	2019
	(in thousands)			(in thousands)		(in thousands)	
Net loss	\$(10,585)	\$(23,067)	\$(31,823)	\$(5,127)	\$(11,317)	\$(23,233)	\$(27,331)
Add (deduct)							
Provision for income taxes	—	38	55	—	8	3	23
Interest expense, net	13	412	2,353	439	875	1,503	3,368
Depreciation and amortization	149	258	253	60	41	188	136
EBITDA	(10,423)	(22,359)	(29,162)	(4,628)	(10,393)	(21,539)	(23,804)
Other expense, net	(83)	24	(14)	(19)	21	(45)	53
Stock-based compensation	84	1,046	619	141	7,716	482	11,835
Adjusted EBITDA	\$(10,422)	\$(21,289)	\$(28,557)	\$(4,506)	\$ (2,656)	\$(21,102)	\$(11,916)
Adjusted EBITDA as a percentage of net revenue	(57.5)%	(58.4)%	(39.0)%	(18.3)%	(6.5)%	(39.4)%	(13.4)%

Financial Operations Overview

Net Revenue

We derive our revenue from the sale of consumer products, primarily in the United States. We sell products directly to consumers through online retail channels and through wholesale channels. Direct to consumer sales, which is currently the majority of our revenue, is done through various online retail channels. We sell on Amazon.com, Walmart.com, and our own websites, with substantially all of our sales made through Amazon.com. For all of our sales and distribution channels, revenue is recognized when control of the product is transferred to the customer (i.e., when our performance obligation is satisfied), which typically occurs at the shipment date.

In 2018, predominantly through pilot programs, we began offering third party brands access to AIMEE through our managed SaaS business.

Cost of Goods Sold—Cost of goods sold is comprised of the book value of inventory sold to customers during the reporting period. When circumstances dictate that we use net realizable value as the basis for recording inventory, we base our estimates on expected future selling prices less expected disposal costs. The Office of the U.S. Trade Representative (“USTR”) has imposed additional tariffs on products imported from China. We contract manufacturers, through purchase orders, predominantly in China, for our consumer products. As such, this exposes us to risks associated with doing business globally, including changes in tariffs, which impacts a significant number of our products. If proposed increases are enacted, the tariffs would impact all of our products. We believe tariff increases that have been previously announced and subsequently postponed by the USTR would have impacted our cost of goods sold at the end of the third quarter of 2019 as we expected to sell-through our pre-tariff inventory. We planned our inventory purchases to delay the tariff impact and once we sold through our pre-tariff inventory we expected to raise prices to offset the tariff impact. Our pricing actions are intended to offset the full gross margin impact of tariff increases, if they are enacted. However, there are no assurances that these pricing actions will not reduce customer orders.

Expenses

Research and Development Expenses—Research and development expenses include compensation and employee benefits for technology development employees, travel related costs and fees paid to outside consultants related to the development of our intellectual property.

Sales and Distribution Expenses—Sales and distribution expenses consist of online advertising costs, marketing and promotional costs, sales and platform commissions, fulfillment, warehouse costs and employee compensation and benefits. Costs associated with our advertising and sales promotion are expensed as incurred and are included in sales and distribution expenses. Shipping and handling expense is included in our condensed consolidated statements of operations in sales and distribution expenses. This includes pick and pack costs and outbound transportation costs to ship goods to customers performed by e-commerce platforms (“FBA”) or incurred directly by us, through our own direct fulfillment platform (“FBM”), which leverages AIMEE and our third-party logistic partners. Our sales and distribution expenses, specifically our logistics expenses and online advertising, will vary quarter to quarter as they are dependent on our product mix (i.e., products in the launch phase or sustain phase) and whether we fulfill products ourselves, i.e., FBM, or through e-commerce platform service providers, i.e., FBA. After a product launches and reaches the sustain phase, we seek to maintain the product within its targeted level of profitability. This profitability can be impacted as each product has a unique fulfillment cost due to its size and weight. As such, products with less expensive fulfillment costs as a percentage of net revenue may allow for a lower gross margin, while still maintaining their targeted profitability level. Conversely, products with higher fulfillment costs will need to achieve a higher gross margin to maintain their targeted level of profitability.

General and Administrative Expenses—General and administrative expenses include compensation and employee benefits for executive management, finance administration, legal and human resources, facility costs, travel, professional service fees and other general overhead costs.

Interest Expense, Net— Interest expense, net includes the interest cost from our credit facility and term loans and includes amortization of deferred finance costs and debt discounts from our current and prior credit facilities and prior term loan with MidCap and our current term loan with Horizon.

[Table of Contents](#)**Results of Operations****Comparison of Years Ended December 31, 2017 and 2018**

The following table summarizes our results of operations for the years ended December 31, 2017 and 2018, together with the changes in those items in dollars:

	Year-Ended December 31,		Change	
	2017	2018	Amount	%
	(in thousands)			
Net revenue	\$ 36,459	\$ 73,279	\$36,820	101.0%
Cost of goods sold	22,781	47,296	24,515	107.6
Gross profit	13,678	25,983	12,305	90.0
Sales and distribution expenses	26,928	40,467	13,539	50.3
Research and development expenses	3,698	3,655	(43)	(1.2)
General and administrative expenses	5,645	11,290	5,645	100.0
Operating loss	(22,593)	(29,429)	(6,836)	30.3
Interest expense, net	412	2,353	1,941	471.1
Other expense, net	24	(14)	(38)	(158.3)
Loss before income taxes	(23,029)	(31,768)	(8,739)	37.9
Provision for income taxes	38	55	17	44.7
Net loss	<u>\$ (23,067)</u>	<u>\$ (31,823)</u>	<u>\$ (8,756)</u>	<u>38.0%</u>

The following table sets forth the components of our results of operations as a percentage of revenue:

	Year-Ended December 31,	
	2017	2018
Net revenue	100.0%	100.0%
Cost of goods sold	62.5	64.5
Gross margin	37.5	35.5
Sales and distribution expenses	73.9	55.2
Research and development expenses	10.1	5.0
General and administrative expenses	15.5	15.4
Operating loss	(62.0)	(40.1)
Interest expense, net	1.1	3.2
Other expense, net	0.1	0.0
Loss before income taxes	(63.2)	(43.3)
Provision for income taxes	0.1	0.1
Net loss	<u>(63.3)%</u>	<u>(43.4)%</u>

Net Revenue

	Year-Ended December 31,		Change	
	2017	2018	Amount	%
	(in thousands)			
Direct	\$35,968	\$69,055	\$33,087	92.0%
Wholesale	491	3,728	3,237	659.3
Managed SaaS	—	496	496	n/a
Net revenue	<u>\$36,459</u>	<u>\$73,279</u>	<u>\$36,820</u>	<u>101.0%</u>

Revenue by Product Categories: The following table sets forth our net revenue disaggregated by product categories:

	Year-Ended December 31,	
	2017	2018
	(in thousands)	
Cookware, kitchen tools and gadgets	\$12,057	\$11,463
Environmental appliances	7,815	34,017
Hair appliances and accessories	6,196	6,510
Small home appliances	4,242	14,800
Portable projectors, speakers and headphones	2,327	438
Batteries, chargers and other related accessories	1,208	1,760
Cosmetics, skincare, and health supplements	—	2,464
All others	2,614	1,331
Total net product revenue	<u>\$36,459</u>	<u>\$72,783</u>
Managed SaaS	—	496
Total net revenue	<u>\$36,459</u>	<u>\$73,279</u>

Net revenue increased \$36.8 million, or 101.0%, to \$73.3 million during the year-ended December 31, 2018 compared to \$36.5 million for the year-ended December 31, 2017. The increase was primarily attributed to increased direct sales volume of \$33.1 million from new products launched in 2018 and the full year 2018 impact of products released in the second half of 2017. We also saw an increase in wholesale revenue of \$3.2 million (predominately environmental appliances) versus the prior year as we had certain customers that desired wholesale arrangements on selected products in 2018 instead of allowing us to sell the products via a direct method. Wholesale is currently not a strategic focus for us, but we expect from time to time to sell our products via wholesale arrangements as we may determine that is the most advantageous channel for certain product categories we enter or for liquidation purposes. Finally, we saw SaaS revenue of \$0.5 million for 2018 from pilot programs as we began offering access to AIMEE to third party brands. We expect to grow this revenue in the future.

In 2017 we began to sell environmental appliances (i.e., dehumidifiers and air conditioners), which accounted for approximately \$7.8 million in net revenue in 2017 and accounted for \$34.0 million in net revenue for 2018, an increase of \$26.2 million or 335.8% versus 2017. We continued to expand our small home appliances products, which increased \$10.6 million in net revenue to \$14.8 million in 2018 as compared to 2017. We started to sell cosmetics, skincare, and health supplements in 2018 which generated \$2.5 million in net revenue for 2018. Net revenue from cookware, kitchen tools and gadgets was down slightly year-over-year by approximately \$0.5 million as we focused the products in the categories to reduce the SKUs managed and sold. We recorded fewer sales of portable projectors, speakers and headphones and all other categories as we continue to focus our overall product portfolio, reducing net revenue from \$4.9 million in 2017 to \$1.7 million in 2018, a decrease of \$3.2 million.

Cost of Goods Sold and Gross Margin

	Year-Ended December 31,		Change	
	2017	2018	Amount	%
	(in thousands)			
Cost of goods sold	\$22,781	\$47,296	\$24,515	107.6
Gross profit	\$13,678	\$25,983	\$12,305	90.0

Cost of goods sold increased \$24.5 million, or 107.6%, to \$47.3 million during the year-ended December 31, 2018 compared to \$22.8 million for the year-ended December 31, 2017. The increase was primarily attributed to increased sales volume from new products launched in 2018 and the full year 2018 impact of products released in the second half of 2017.

Gross margin decreased to 35.5% for the year-ended December 31, 2018 compared to 37.5% for the year-ended December 31, 2017. The decrease was attributable to the recall charge of \$1.6 million recorded in 2018 partially offset by product mix as the year-ended December 31, 2018 had a higher mix of higher margin product revenue versus the year-ended December 31, 2017. In addition, our gross margin may be impacted by our product mix (i.e., number of products in the sustain or launch phase). See Note 8 to our consolidated financial statements for the year-ended December 31, 2017 and 2018 included elsewhere in this prospectus for additional information relating to the recall of certain of our hair dryers.

Sales and Distribution Expenses

	Year-Ended December 31,		Change	
	2017	2018	Amount	%
	(in thousands)			
Sales and distribution expenses	\$26,928	\$40,467	\$13,539	50.3

Sales and distribution expenses increased by \$13.5 million from \$26.9 million for the year-ended December 31, 2017 to \$40.4 million for the year-ended December 31, 2018. The increase in sales and distribution expenses for the year-ended December 31, 2018 compared to the prior year period was primarily attributable to the increase in net sales, which increased e-commerce platform commissions, online advertising and logistic expenses by \$11.6 million to \$33.8 million for the year-ended December 31, 2018 from \$22.2 million in 2017. The year-ended December 31, 2018 sales and distribution expenses also increased versus the prior year period as we expanded our sales and distribution fixed costs by increasing headcount and office expenses by \$2.0 million to \$6.6 million for the year-ended December 31, 2018 by increasing our workforce in New York and Shenzhen.

As a percentage of net revenue, sales and distribution expenses decreased to 55.2% in the year-ended December 31, 2018 from 73.9% in the year-ended December 31, 2017. E-commerce platform commissions, online advertising and logistic expenses included within sales and distribution expenses, as a percentage of net revenue, were 46.1% for the year-ended December 31, 2018 as compared to 60.9% for the year-ended December 31, 2017. These variable costs decreased as we started, late in the second quarter of 2018, to fulfill product sales ourselves instead of fulfilling through e-commerce platform service providers, which allowed us to reduce our logistics spend and improve our product unit economics, especially on oversized goods. We have also been expanding our automation of online advertising spend as part of our product launches, which reduces our initial marketing spend per product. Our sales and distribution expenses, specifically our logistic expenses and online advertising, will vary year to year as they are dependent on our product mix (i.e., products in launch phase or sustain phase) and whether we fulfill products ourselves or through e-commerce platform service providers. After a product launches and reaches the sustain phase, we aim to maintain the product within its targeted level of profitability. This profitability can be impacted as each product has a unique fulfillment cost due to its size and weight. As such, products with less expensive fulfillment costs as a percentage of net revenue may allow for a

[Table of Contents](#)

lower gross margin, while still maintaining their targeted profitability level. Conversely, products with higher fulfillment costs will need to achieve a higher gross margin to maintain their targeted level of profitability. We expect to see future period costs savings in sales and distribution expenses as a percentage of net revenue as we continue to automate our online advertising, optimize our fulfillment operations cost and further add product revenue volume to allow us to further leverage our sales and distribution fixed costs.

Research and Development Expenses

	Year-Ended December 31,		Change	
	2017	2018	Amount	%
	(in thousands)			
Research and development expenses	\$3,698	\$3,655	\$ (43)	(1.2)

Research and development expenses decreased slightly by less than \$0.1 million from \$3.7 million for the year-ended December 31, 2017 to \$3.7 million for the year-ended December 31, 2018. The decrease in research and development expenses was due primarily to the termination of our internet of things (“IoT”) development work, which was terminated during the three months ended March 31, 2018. We have also shifted the majority of our development work of AIMEE to lower cost regions, such as the Ukraine and Poland, and have been increasing the number of development contractors used but at a lower cost. We expect our research and development expenses to increase over time.

General and Administrative Expenses

	Year-Ended December 31,		Change	
	2017	2018	Amount	%
	(in thousands)			
General and administrative expenses	\$5,645	\$11,290	\$5,645	100.0

General and administrative expenses increased by \$5.7 million from \$5.6 million for the year-ended December 31, 2017 to \$11.3 million for the year-ended December 31, 2018. The increase in general and administrative expenses was primarily attributable to increase in headcount and overhead expense of \$2.9 million as we built out our finance and administrative functions, increased legal and consulting fees from public company readiness and recall advisory legal fees of \$2.2 million, certain employee termination payments of \$0.4 million, an increase in insurance expense of \$0.5 million as part of our increased sales in the period offset by a decrease in stock-based compensation of \$0.4 million from the completion of the vesting of certain stock-based compensation.

Interest expense, net

	Year-Ended December 31,		Change	
	2017	2018	Amount	%
	(in thousands)			
Interest expense, net	\$412	\$2,353	\$1,941	471.1

Interest expense, net increased by \$1.9 million from \$0.4 million for the year-ended December 31, 2017 to \$2.3 million for the year-ended December 31, 2018. The increase was primarily related to interest expense from our credit facility and term loan from MidCap, which commenced in October 2017. We expect interest expense to continue to increase as we continue to utilize our credit facility and purchase additional inventories as part of our growth strategy.

[Table of Contents](#)

Comparison of Three Months Ended September 30, 2018 and 2019

The following table summarizes our results of operations for the three months ended September 30, 2018 and 2019, together with the changes in those items in dollars:

	Three Months Ended September 30,		Change	
	2018	2019	Amount	%
	(in thousands)			
Net revenue	\$24,672	\$ 40,603	\$15,931	64.6%
Cost of goods sold	14,262	23,076	8,814	61.8
Gross profit	10,410	17,527	7,117	68.4
Sales and distribution expenses	11,560	17,307	5,747	49.7
Research and development expenses	790	2,634	1,844	233.4
General and administrative expenses	2,767	7,999	5,232	189.1
Operating loss	(4,707)	(10,413)	(5,706)	(121.2)
Interest expense, net	439	875	436	99.3
Other expense (income), net	(19)	21	40	210.5
Loss before income taxes	(5,127)	(11,309)	(6,182)	(120.6)
Provision for income taxes	—	8	8	n/a
Net loss	<u>\$ (5,127)</u>	<u>\$ (11,317)</u>	<u>\$ (6,190)</u>	<u>(120.7)%</u>

The following table sets forth the components of our results of operations as a percentage of revenue:

	Three Months Ended September 30,	
	2018	2019
Net revenue	100.0%	100.0%
Cost of goods sold	57.8%	56.8%
Gross margin	42.2%	43.2%
Sales and distribution expenses	46.9%	42.6%
Research and development expenses	3.2%	6.5%
General and administrative expenses	11.2%	19.7%
Operating loss	(19.1)%	(25.6)%
Interest expense, net	1.8%	2.2%
Other expense, net	(0.1)%	0.1%
Loss before income taxes	(20.8)%	(27.9)%
Provision for income taxes	0.0%	0.0%
Net loss	<u>(20.8)%</u>	<u>(27.9)%</u>

Net Revenue

	Three Months Ended September 30,		Change	
	2018	2019	Amount	%
	(in thousands)			
Direct	\$24,420	\$40,026	\$15,606	63.9%
Wholesale	136	259	123	90.4%
Managed SaaS	116	318	202	174.1%
Net revenue	<u>\$24,672</u>	<u>\$40,603</u>	<u>\$15,931</u>	<u>64.6%</u>

[Table of Contents](#)

Revenue by Product Categories: The following table sets forth our net revenue disaggregated by product categories:

	Three Months Ended September 30,	
	2018	2019
	(in thousands)	
Environmental appliances	\$ 16,329	\$ 27,083
Small home appliances	3,669	8,100
Cosmetics, skincare and health supplements	80	2,569
Cookware, kitchen tools and gadgets	2,954	1,320
Hair appliances and accessories	935	732
Portable projectors, speakers and headphones	62	30
All others	527	451
Total net product revenue	24,556	40,285
Managed SaaS	116	318
Total net revenue	\$ 24,672	\$ 40,603

Net revenue increased \$15.9 million, or 64.6%, to \$40.6 million during the three months ended September 30, 2019 compared to \$24.7 million for the three months ended September 30, 2018. The increase was primarily attributable to increased direct sales volume of \$15.6 million, or 63.9%, from growth in our existing product portfolio and from new products launched in the twelve month period since September 30, 2018. We also saw a slight increase in wholesale revenue of \$0.1 million versus the prior year. Wholesale is currently not a strategic focus for us, but we expect from time to time to sell our products via wholesale arrangements as we may determine that is the most advantageous channel for certain product categories we enter or for liquidation purposes. Finally, we saw an increase in our managed SaaS revenue of \$0.2 million in the three months ended September 30, 2019 as we began formally offering access to AIMEE to third party brands in 2018.

Environmental appliances (i.e., dehumidifiers and air conditioners) accounted for approximately \$16.3 million in net revenue for the three months ended September 30, 2018 and grew to \$27.1 million for the three months ended September 30, 2019. We continued to expand our small home appliances products, which increased \$4.4 million in net revenue to \$8.1 million for the three months ended September 30, 2019 as compared to the prior year comparable quarter. We started to sell cosmetics, skincare and health supplements in the second half of 2018 and generated \$2.6 million in net revenue from such products for the three months ended September 30, 2019. Net revenue from cookware, kitchen tools and gadgets was down approximately \$1.6 million during the three months ended September 30, 2019 from the prior year comparable period as we focused on certain product categories, reducing the SKUs managed and sold in this category. We recorded fewer sales of portable projectors, speakers and headphones, hair appliances and accessories and all other categories as we focused on other aspects of our overall product portfolio, reducing net revenue from \$1.5 million in the three months ended September 30, 2018 to \$1.2 million in the three months ended September 30, 2019, a decrease of \$0.3 million.

Cost of Goods Sold and Gross Margin

	Three Months Ended September 30,		Change	
	2018	2019	Amount	%
	(in thousands)			
Cost of goods sold	\$ 14,262	\$ 23,076	\$ 8,814	61.8%
Gross profit	\$ 10,410	\$ 17,527	\$ 7,117	68.4%

Cost of goods sold increased \$8.8 million, or 61.8%, to \$23.1 million during the three months ended September 30, 2019 compared to \$14.3 million for the three months ended September 30, 2018. The increase was

[Table of Contents](#)

primarily attributable to increased sales volume. Included within cost of goods sold for the three months ended September 30, 2019 is a \$1.4 million reversal related to the recall reserve, as our recall program is materially complete, a \$0.3 million accrual from governmental agency penalties associated with certain non-core products and a \$0.3 million charge due to the liquidation of certain older products that we have discontinued.

Gross margin increased to 43.2% for the three months ended September 30, 2019 compared to 42.2% for the three months ended September 30, 2018. The improvement in gross margin was mostly related to the recall reserve reversal offset by accruals for governmental agency penalties and liquidation charges of certain older products. It was also negatively impacted by lower product prices on our Environmental appliances as we now benefit from the full effect of our direct fulfillment platform (i.e., FBM), allowing us to reinvest a portion of the benefits in price competitiveness and retaining the remainder for improved Contribution margin. Our gross margin may also be impacted by our product mix (i.e., number of products in the sustain or launch phase as well as FBM versus FBA delivered products) in any particular quarter.

Sales and Distribution Expenses

	Three Months Ended September 30,		Change	
	2018	2019	Amount	%
Sales and distribution expenses	\$11,560	\$17,307	\$5,747	49.7%

Sales and distribution expenses increased by \$5.7 million from \$11.6 million for the three months ended September 30, 2018 to \$17.3 million for the three months ended September 30, 2019. E-commerce platform commissions, online advertising and logistics expenses increased to \$14.3 million for the three months ended September 30, 2019 from \$10.1 million for the three months ended September 30, 2018. These increases are attributable primarily to the increase in our net revenue. For the three months ended September 30, 2019, our sales and distribution fixed costs remained flat at \$1.4 million versus the comparable prior year period. The three months ended September 30, 2019 includes an increase in stock-based compensation expense to \$1.6 million from \$0.0 million in the comparable prior year period from stock options granted in December 2018 pursuant to the Mohawk Group Holdings, Inc. 2018 Equity Incentive Plan (the "Mohawk 2018 Plan") and grants of restricted stock awards pursuant to the Mohawk Group Holdings, Inc. 2019 Equity Plan (the "2019 Equity Plan"), which we began to expense as of the closing date of our IPO.

As a percentage of net revenue, sales and distribution expenses decreased to 42.6% for the three months ended September 30, 2019 from 46.9% for the three months ended September 30, 2018. E-commerce platform commissions, online advertising and logistics expenses included within sales and distribution expenses, as a percentage of net revenue, were 35.2% for the three months ended September 30, 2019 as compared to 41.1% for the three months ended September 30, 2018. These variable costs decreased as we started, late in the second quarter of 2018, to fulfill product sales ourselves leveraging our direct fulfillment platform (i.e., FBM) instead of fulfilling through e-commerce platform service providers (i.e., FBA), which allowed us to reduce our logistics spend and improve our product unit economics, especially on oversized goods. We have also been expanding our automation of online advertising spend as part of our product management, including launches, which reduces our marketing spend per product. We expect to see future period costs savings in sales and distribution expenses as a percentage of net revenue as we continue to automate our online advertising, optimize our fulfillment operations cost and further add product revenue volume to allow us to further leverage our sales and distribution fixed costs. However, those savings may vary on a quarter to quarter basis due to seasonality and product mix.

Research and Development Expenses

	Three Months Ended September 30,		Change	
	2018	2019	Amount	%
	(in thousands)			
Research and development expenses	\$ 790	\$ 2,634	\$ 1,844	233.4%

Research and development expenses increased by \$1.8 million from \$0.8 million for the three months ended September 30, 2018 to \$2.6 million for the three months ended September 30, 2019. The increase in research and development expenses was attributable to an increase in our developers and related development support costs of \$0.5 million as we continue to increase the number of developers used as part of our development work of AIMEE and stock-based compensation expense of \$1.3 million. The increase in stock-based compensation expense relates to stock options granted in December 2018 pursuant to the Mohawk 2018 Plan and grants of restricted stock awards pursuant to the 2019 Equity Plan to technology development employees, which we began to expense as of the closing date of our IPO. We expect our total research and development expenses to increase over time.

General and Administrative Expenses

	Three Months Ended September 30,		Change	
	2018	2019	Amount	%
	(in thousands)			
General and administrative expenses	\$ 2,767	\$ 7,999	\$ 5,232	189.1%

General and administrative expenses increased by \$5.2 million from \$2.8 million for the three months ended September 30, 2018 to \$8.0 million for the three months ended September 30, 2019. The increase in general and administrative expenses was primarily attributable to an increase in stock-based compensation expense of \$4.6 million from the issuance of stock options to employees in the fourth quarter of 2018 and the increase of directors and officers insurance of \$0.7 million which commenced as of the closing date of our IPO. The increase in stock-based compensation expense relates to stock options granted in December 2018 pursuant to the Mohawk 2018 Plan and grants of restricted stock awards pursuant to the 2019 Equity Plan, which we began to expense as of the closing date of our IPO.

Interest expense, net

	Three Months Ended September 30,		Change	
	2018	2019	Amount	%
	(in thousands)			
Interest expense, net	\$ 439	\$ 875	\$ 436	99.3%

Interest expense, net increased by \$0.4 million from \$0.4 million for the three months ended September 30, 2018 to \$0.9 million for the three months ended September 30, 2019. The increase was primarily related to increased interest expense under the three-year \$25.0 million revolving credit facility with MidCap (the "Credit Facility") and the five-year \$15.0 million term loan with Horizon (the "Term Loan"), which we entered into on December 31, 2018. We expect interest expense to continue to increase as we continue to utilize the Credit Facility to purchase additional inventories as part of our growth strategy.

[Table of Contents](#)

Comparison of Nine Months Ended September 30, 2018 and 2019

The following table summarizes our results of operations for the nine months ended September 30, 2018 and 2019, together with the changes in those items in dollars:

	Nine Months Ended September 30,		Change	
	2018	2019	Amount	%
	(in thousands)			
Net revenue	\$ 53,576	\$ 88,817	\$35,241	65.8%
Cost of goods sold	35,919	52,859	16,940	47.2
Gross profit	17,657	35,958	18,301	103.6
Sales and distribution expenses	28,516	38,409	9,893	34.7
Research and development expenses	2,810	5,657	2,847	101.3
General and administrative expenses	8,103	15,779	7,676	94.7
Operating loss	(21,772)	(23,887)	(2,115)	(9.7)
Interest expense, net	1,503	3,368	1,865	124.1
Other expense, net	(45)	53	98	217.8
Loss before income taxes	(23,230)	(27,308)	(4,078)	(17.6)
Provision for income taxes	3	23	20	666.7
Net loss	<u>\$ (23,233)</u>	<u>\$ (27,331)</u>	<u>\$ (4,098)</u>	<u>(17.6)%</u>

The following table sets forth the components of our results of operations as a percentage of revenue:

	Nine Months Ended September 30,	
	2018	2019
Net revenue	100.0%	100.0%
Cost of goods sold	67.0%	59.5%
Gross margin	33.0%	40.5%
Sales and distribution expenses	53.2%	43.2%
Research and development expenses	5.2%	6.4%
General and administrative expenses	15.1%	17.8%
Operating loss	(40.6)%	(27.0)%
Interest expense, net	2.8%	3.8%
Other expense, net	(0.1)%	0.1%
Loss before income taxes	(43.4)%	(30.7)%
Provision for income taxes	0.0%	0.0%
Net loss	<u>(43.4)%</u>	<u>(30.8)%</u>

Net Revenue

	Nine Months Ended September 30,		Change	
	2018	2019	Amount	%
	(in thousands)			
Direct	\$49,662	\$86,398	\$36,736	74.0%
Wholesale	3,730	1,171	(2,559)	(68.6)%
Managed SaaS	184	1,248	1,064	578.3%
Net revenue	<u>\$53,576</u>	<u>\$88,817</u>	<u>\$35,241</u>	<u>65.8%</u>

Table of Contents

Revenue by Product Categories:

The following table sets forth our net revenue disaggregated by product categories:

	Nine Months Ended September 30,	
	2018	2019
	(in thousands)	
Environmental appliances	\$27,601	\$52,757
Small home appliances	10,776	17,426
Cosmetics, skincare and health supplements	84	8,346
Cookware, kitchen tools and gadgets	9,463	5,279
Hair appliances and accessories	2,991	2,590
Portable projectors, speakers and headphones	567	160
All others	1,910	1,011
Total net product revenue	\$53,392	\$87,569
Managed SaaS	184	1,248
Total net revenue	\$53,576	\$88,817

Net revenue increased \$35.2 million, or 65.8%, to \$88.8 million during the nine months ended September 30, 2019 compared to \$53.6 million for the nine months ended September 30, 2018. The increase was primarily attributable to increased direct sales volume of \$36.7 million, or 74.0%, from growth in our existing product portfolio and from new products launched in the 12 month period since September 30, 2018. We also saw a decrease in wholesale revenue of \$2.6 million (predominantly environmental appliances) versus the prior year as we had certain customers that desired wholesale arrangements on selected products in 2018 instead of allowing us to sell the products via a direct method. Wholesale is currently not a strategic focus for us, but we expect from time to time to sell our products via wholesale arrangements as we may determine that is the most advantageous channel for certain product categories we enter or for liquidation purposes. Finally, we saw managed SaaS revenue of \$1.1 million in the nine months ended September 30, 2019 as we began formally offering access to AIMEE to third party brands in 2018.

Environmental appliances (i.e., dehumidifiers and air conditioners) accounted for approximately \$27.6 million in net revenue for the nine months ended September 30, 2018, and grew to \$52.8 million for the nine months ended September 30, 2019. We continued to expand our small home appliances products, which increased \$6.7 million in net revenue to \$17.4 million for the nine months ended September 30, 2019 as compared to the prior year comparable period. We started to sell cosmetics, skincare and health supplements in the second half of 2018 and generated \$8.3 million in net revenue from such products for the nine months ended September 30, 2019. Net revenue from cookware, kitchen tools and gadgets was down approximately \$4.2 million during the nine months ended September 30, 2019 from the prior year comparable period as we focused on certain product categories reducing the number of SKUs managed and sold in this category. We recorded fewer sales of portable projectors, speakers and headphones, hair appliances and accessories and all other categories as we focused on other aspects of our overall product portfolio, reducing net revenue from \$5.5 million in the nine months ended September 30, 2018 to \$3.8 million in the nine months ended September 30, 2019, a decrease of \$1.7 million.

Cost of Goods Sold and Gross Margin

	Nine Months Ended September 30,		Change	
	2018	2019	Amount	%
	(in thousands)			
Cost of goods sold	\$35,919	\$52,859	\$16,940	47.2%
Gross profit	\$17,657	\$35,958	\$18,301	103.6%

[Table of Contents](#)

Cost of goods sold increased \$16.9 million, or 47.2%, to \$52.9 million during the nine months ended September 30, 2019 compared to \$35.9 million for the nine months ended September 30, 2018. The increase was primarily attributable to increased sales volume offset by a decrease in wholesale revenue. Included within cost of goods sold for the nine months ended September 30, 2019 is a \$1.4 million reversal of the recall reserve, as our recall program is materially complete, a \$0.3 million accrual from governmental agency penalties from certain non-core products and a \$0.3 million charge due to liquidation of certain older products that we have discontinued.

Gross margin increased to 40.5% for the nine months ended September 30, 2019 compared to 33.0% for the nine months ended September 30, 2018. The improvement in gross margin was due to the increase in direct sales, which carry better margins than our wholesale business, improved product unit economics, as compared to the nine months ended September 30, 2018 and the increase in our managed SaaS business. Our gross margin may also be impacted by our product mix (i.e., number of products in the sustain or launch phase, as well as FBM versus FBA delivered products) in any particular quarter.

Sales and Distribution Expenses

	Nine Months Ended September 30,		Change	
	2018	2019	Amount	%
Sales and distribution expenses	\$28,516	\$38,409	\$9,893	34.7%

Sales and distribution expenses increased by \$9.9 million from \$28.5 million for the nine months ended September 30, 2018 to \$38.4 million for the nine months ended September 30, 2019. E-commerce platform commissions, online advertising and logistics expenses increased to \$31.8 million for the nine months ended September 30, 2019 from \$24.5 million for the nine months ended September 30, 2018. This increase is primarily attributable to the increase in our net revenue. For the nine months ended September 30, 2019, our sales and distribution fixed costs remained flat at \$4.1 million versus the comparable prior year period. The nine months ended September 30, 2019 includes an increase in stock-based compensation expense to \$2.5 million from \$0.0 million in the comparable prior year period from stock options granted in December 2018 pursuant to the Mohawk 2018 Plan and grants of restricted stock awards pursuant to the 2019 Equity Plan, which we began to expense as of the closing date of our IPO.

As a percentage of net revenue, sales and distribution expenses decreased to 43.2% in the nine months ended September 30, 2019 from 53.2% in the nine months ended September 30, 2018. E-commerce platform commissions, online advertising and logistics expenses included within sales and distribution expenses, as a percentage of net revenue, were 35.8% for the nine months ended September 30, 2019 as compared to 45.7% for the nine months ended September 30, 2018. These variable costs decreased as we started, late in the second quarter of 2018, to fulfill product sales ourselves leveraging our direct fulfillment platform (i.e. FBM) instead of fulfilling through e-commerce platform service providers (i.e., FBA), which allowed us to reduce our logistics spend and improve our product unit economics, especially on oversized goods. We have also been expanding our automation of online advertising spend as part of our product management, including launches, which reduces our marketing spend per product. We expect to see future period costs savings in sales and distribution expenses as a percentage of net revenue as we continue to automate our online advertising, optimize our fulfillment operations cost and further add product revenue volume to allow us to further leverage our sales and distribution fixed costs. However, those savings may vary on a quarter to quarter basis due to seasonality and product mix.

Research and Development Expenses

	Nine Months Ended September 30,		Change	
	2018	2019	Amount	%
	(in thousands)			
Research and development expenses	\$ 2,810	\$ 5,657	\$ 2,847	101.3%

Research and development expenses increased by \$2.8 million from \$2.8 million for the nine months ended September 30, 2018 to \$5.7 million for the nine months ended September 30, 2019. The increase in research and development expenses was attributable to an increase in our developers and related development support costs of \$1.0 million as we continue to increase the number of developers used as part of our development work of AIMEE and stock-based compensation expense of \$1.9 million. The increase in stock-based compensation expense relates to stock options granted in December 2018 pursuant to the Mohawk 2018 Plan and grants of restricted stock awards pursuant to the 2019 Equity Plan to technology development employees, which we began to expense as of the closing date of our IPO. We expect our total research and development expenses to increase over time.

General and Administrative Expenses

	Nine Months Ended September 30,		Change	
	2018	2019	Amount	%
	(in thousands)			
General and administrative expenses	\$8,103	\$15,779	\$7,676	94.7%

General and administrative expenses increased by \$7.7 million from \$8.1 million for the nine months ended September 30, 2018 to \$15.8 million for the nine months ended September 30, 2019. The increase in general and administrative expenses was primarily attributable to an increase in stock-based compensation expense of \$7.0 million from the issuance of stock options and the increase of directors and officers insurance of \$1.0 million which commenced as of the closing date of our IPO, offset by \$0.3 million in savings from professional fees and other support costs. The increase in stock-based compensation expense relates to stock options granted in December 2018 pursuant to the Mohawk 2018 Plan and grants of restricted stock awards pursuant to the 2019 Equity Plan, which we began to expense as of the closing date of our IPO.

Interest expense, net

	Nine Months Ended September 30,		Change	
	2018	2019	Amount	%
	(in thousands)			
Interest expense, net	\$ 1,503	\$ 3,368	\$ 1,865	124.1%

Interest expense, net increased by \$1.9 million from \$1.5 million for the nine months ended September 30, 2018 to \$3.4 million for the nine months ended September 30, 2019. The increase was primarily related to increased interest expense under our Credit Facility and our Term Loan, which we entered into on December 31, 2018. We expect interest expense to continue to increase as we continue to utilize our Credit Facility to purchase additional inventories as part of our growth strategy.

Liquidity and Capital Resources

Cash Flows for Years Ended December 31, 2017 and 2018

The following table provides information regarding our cash flows for the years ended December 31, 2017 and 2018, respectively (in thousands):

	Year- Ended December 31,	
	2017	2018
	(in thousands)	
Cash used in operating activities	\$(28,759)	\$(30,345)
Cash used in investing activities	(125)	(26)
Cash provided by financing activities	28,596	45,293
Effect of exchange rate on cash	(34)	(11)
Net change in cash and restricted cash for period	\$ (322)	\$ 14,911

Net Cash Used in Operating Activities

Net cash used in operating activities was \$28.8 million for the year-ended December 31, 2017 compared to \$30.3 million of net cash used in operating activities for the year-ended December 31, 2018. The increase of \$1.5 million in cash used in operating activities was primarily due to the increase in operating losses in the year-ended December 31, 2018. Cash used in operating activities was partially reduced by an improvement in working capital as compared to the prior year from inventory, offset by accounts payable, accruals and other liabilities.

Net Cash Used in Investing Activities

Net cash used in investing activities was \$0.1 million for the year-ended December 31, 2017 compared to less than \$0.1 million of net cash used in investing activities for the year-ended December 31, 2018. For the year-ended December 31, 2017, \$0.1 million in cash used in investing activities was due to the purchases for the establishment of our Shenzhen and Montreal offices. For the year-ended December 31, 2018, less than \$0.1 million in cash used in investing activities was primarily due to the purchase of fixed assets, offset by the sale of certain fixed assets.

Net Cash Provided by Financing Activities

Net cash provided by financing activities was \$28.6 million for the year-ended December 31, 2017 compared to \$45.3 million of net cash provided by financing activities for the year-ended December 31, 2018. For the year-ended December 31, 2017, cash provided by financing activities was \$28.6 million primarily due to the proceeds from Mohawk Opco's Series B financing of \$8.4 million, net of expenses, the proceeds from Mohawk Opco's Series B-1 financing of \$10.6 million, net of expenses, and borrowings from the 2017 Credit Facility (as defined below) and 2017 Term Loan (as defined below) of \$10.3 million for the year-ended December 31, 2017, offset by the repayment of other term loans and other lease obligation net payments of \$0.7 million. For the year-ended December 31, 2018, cash provided by financing activities was \$45.3 million primarily due to the proceeds from Mohawk Opco's Series C financing of \$27.4 million, net of expenses, borrowings from the Credit Facility of \$10.9 million and proceeds from the Term Loan of \$14.8 million, net of expenses, for the year-ended December 31, 2018, offset by the repayments of the 2017 Term Loan of \$6.8 million and payments of \$0.9 million equity offering costs which were deferred.

Cash Flows for Nine Months Ended September 30, 2018 and 2019

The following table provides information regarding our cash flows for the nine months ended September 30, 2018 and 2019, respectively:

	Nine Months Ended September 30,	
	2018	2019
	(in thousands)	
Cash used in operating activities	\$ (19,529)	\$ (13,146)
Cash provided by (used in) investing activities	10	(1,147)
Cash provided by financing activities	30,186	29,706
Effect of exchange rate on cash	—	1
Net change in cash and restricted cash for period	<u>\$ 10,667</u>	<u>\$ 15,414</u>

Net Cash Used in Operating Activities

Net cash used in operating activities was \$19.5 million for the nine months ended September 30, 2018 compared to \$13.1 million of net cash used in operating activities for the nine months ended September 30, 2019. The decrease in cash used in operating activities was driven by a reduction of net loss after reconciling for non-cash items used in operating activities from \$22.0 million used in the nine months ended September 30, 2018 to \$14.1 million used for the nine months ended September 30, 2019. Cash used in operating activities was partially decreased by an increase in cash provided by working capital of \$2.5 million for the nine months ended September 30, 2018 and cash used in operating activities for the nine months ended September 30, 2019 was increased by cash used in working capital of \$1.0 million for the nine months ended September 30, 2019. Cash used in working capital for the nine months ended September 30, 2019 is primarily related to the increase of accounts receivable during the period from increased sales late in the third quarter and increased prepaids in the period offset by the reduction of inventory post our peak seasonal sales period.

Net Cash Used in Investing Activities

Net cash provided by investing activities was \$1.1 million for the nine months ended September 30, 2019 and was primarily attributable to the acquisition of assets of a personal wellness company (the “Aussie Health Assets”).

Net Cash Provided by Financing Activities

Net cash provided by financing activities was \$30.2 million for the nine months ended September 30, 2018, compared to \$29.7 million of net cash provided by financing activities for the nine months ended September 30, 2019. For the nine months ended September 30, 2018, cash provided by financing activities of \$30.2 million was primarily from proceeds of the sale of shares of Series C preferred stock of \$27.4 million, net borrowings under the three-year, \$15.0 million revolving credit facility (the “2017 Credit Facility”) with MidCap of \$4.5 million, offset by \$1.3 million in payments related to the three-year, \$7.0 million term loan with MidCap (the “2017 Term Loan”) and \$0.4 million in payments related to debt issuance costs. For the nine months ended September 30, 2019, cash provided by financing activities of \$29.7 million was primarily from the net proceeds of our IPO of \$30.6 million, proceeds from insurance financing, net of \$2.0 million, offset by \$1.5 million in payments related to debt issuance costs and deferred equity fundraising costs.

Sources of Liquidity and Initial Public Offering

We are an early-stage growth company. As a result, we are investing in launching new products, advancing our software, and our sales and distribution infrastructure to accelerate revenue growth and scale operations to

[Table of Contents](#)

support such growth. To fund this investment, we have incurred losses with the expectation that we will generate profitable revenue streams in the future. While management and our board of directors believes that we will eventually reach a scale where the growth of our product revenues will offset the continued investments required in launching new products, completing the development of our software, and managing our sales and distribution operations, they believe that the size and nascent stage of our target market justify continuing to invest in growth at the expense of short-term profitability.

In pursuit of the foregoing growth strategy, we incurred operating losses of \$22.6 million and \$29.4 million for the years ended December 31, 2017 and 2018, respectively, primarily due to the impact from our continued investment in launching new products, advancing our AIMEE software platform and building out our sales and distribution infrastructure. In addition, at December 31, 2017 and 2018, we have an accumulated deficit of \$39.2 million and \$71.0 million, respectively, cash on hand amounted to \$5.3 million and \$20.0 million, respectively, total outstanding borrowings from lenders amounted to \$10.3 million and \$27.5 million, respectively, and total available capacity on borrowings amounted to \$5.6 million and \$1.4 million at December 31, 2017 and 2018, respectively. Moreover, we have not had a sufficient track record of improvement of our operating cash outflows. As such, in the event that we were unsuccessful in our ability to continue to reduce our cash outflows or obtain additional financing if such reduction in cash outflows was not achieved, we would have been unable to meet our obligations as they became due within one year from the date the December 31, 2018 consolidated financial statements were issued. These negative financial conditions raised substantial doubt about our ability to continue as a going concern.

Management plans to continue pursuing our growth strategy. In the past, we have successfully funded our losses to-date through equity financings, beginning in July 2014. As of December 31, 2018, we have raised over \$72.6 million in equity financing to fund our operations since inception. Further, in October 2017, we improved our working capital flexibility by securing a \$15 million credit facility (which could be increased, subject to certain conditions, to \$30.0 million) and a \$7.0 million term loan with MidCap, and in November 2018, we exited the original credit facility with MidCap and entered into a new three-year, \$25.0 million revolving credit facility with MidCap, which can be increased, subject to certain conditions, to \$50.0 million. Furthermore, on December 31, 2018, we entered into a new term loan agreement with Horizon obtaining a five-year, \$15.0 million term loan and repaying the outstanding amount of MidCap's term loan of approximately \$4.9 million. While there was no assurance that future investments in our equity or issuances of debt would occur, management believed our success in obtaining funding would continue in the foreseeable future.

At the time of the preparation of our December 31, 2018 consolidated financial statements, our financial forecast for the next 12 months included revenue growth, margin expansion, a reduction of certain fixed costs, an improvement in inventory management and a reduction in operating cash deficit. In addition, management anticipated that we would not breach our financial covenants associated with our existing credit facility or term loan for the next twelve months. However, there was no assurance that management's forecast would be attained or that we would be able to maintain our liquidity to fund operations and/or maintain compliance with our covenants without future equity investments or issuance of debt from outside sources. In the event of a breach of our financial covenants under the credit facility and/or our term loan, outstanding borrowings would become due on demand absent a waiver from the lenders.

For the three and nine months ended September 30, 2019, we incurred operating losses of \$10.4 million and \$23.9 million, respectively. As of September 30, 2019, we had an accumulated deficit of \$98.4 million, cash on hand of \$35.7 million, and total outstanding borrowings from lenders of \$27.0 million with a total available capacity on borrowings of \$0.8 million. On June 14, 2019, we completed our initial public offering, receiving net proceeds of approximately \$29.6 million after deducting legal, underwriting and other offering expenses. As of September 30, 2019, we have raised over \$102.3 million in equity financing to fund our operations since inception, including the net proceeds from the IPO.

We believe that, based on our current sales and expense level projections, the credit facility with MidCap, and the proceeds from the IPO, we will satisfy our estimated liquidity needs for the twelve months from the

consolidated financial statements issuance date. As such, the substantial doubt raised by our historical operating results has been mitigated.

MidCap Credit Facility and Term Loan

On October 16, 2017, we entered into the 2017 Credit Facility with MidCap pursuant to a Credit and Security Agreement. The 2017 Credit Facility accrued interest at LIBOR plus 5.75% for outstanding borrowings. We were required to pay a facility availability fee of 0.5% on the average unused portion of the facility. We incurred approximately \$1.2 million in debt issuance costs, which was offset against the debt and will be expensed over the term of the facility.

As part of the 2017 Credit Facility, we also obtained the 2017 Term Loan with MidCap. The 2017 Term Loan accrued interest at LIBOR plus 9.75% for outstanding borrowings and payments on principal were made on a monthly basis. The maturity date of the 2017 Term Loan was October 2020.

In October 2017, in connection with the 2017 Credit Facility and 2017 Term Loan, we issued to MidCap warrants to purchase 139,194 shares of our B-1 Preferred Shares at an exercise price of \$5.029 per share. In connection with the Merger, the warrants became exercisable for 44,871 shares of our common stock at an exercise price of \$15.60 per share. The warrants are exercisable and expire ten years from the date of original issuance. We utilized the Binomial option-pricing model to determine the fair value of the warrants. The fair value of the warrants on issuance was \$0.1 million, which has been recorded as a debt discount against the 2017 Credit Facility and 2017 Term Loan. For the year-ended December 31, 2017 and 2018, we expensed less than \$0.1 million related to these warrants in each year.

On November 23, 2018, we exited the 2017 Credit Facility with MidCap and entered into the Credit Facility with MidCap. The Credit Facility can be increased, subject to certain conditions, to \$50.0 million. Loans under the Credit Facility are determined based on percentages of our eligible accounts receivable and eligible inventory. The Credit Facility bears interest at LIBOR plus 5.75% for outstanding borrowings. We are required to pay a facility availability fee of 0.5% on the average unused portion of the facility. The Credit Facility contains a minimum liquidity financial covenant that requires us to maintain a minimum of \$5.0 million in cash on hand or availability in the Credit Facility. In 2018, we incurred approximately \$1.3 million in debt issuance costs which has been offset against the debt and will be expensed over the term of the facility. Unamortized debt issuance costs of \$0.7 million, relating to the 2017 Credit Facility, will be amortized in accordance with the terms of the Credit Facility. As of December 31, 2018, there was \$16.5 million outstanding on the Credit Facility and an available balance of approximately \$1.4 million. As of December 31, 2018, we were in compliance with the financial covenants contained in the Credit Facility. As of September 30, 2019, there was \$15.1 million outstanding on the Credit Facility and an available balance of approximately \$0.8 million. As of September 30, 2019, we were in compliance with the financial covenants contained in the Credit Facility.

We recorded interest expense from the credit facilities of approximately \$0.2 million and \$1.2 million for the year-ended December 31, 2017 and 2018, respectively, which included \$0.1 million and \$0.4 million relating to debt issuance costs, respectively.

We recorded interest expense from the credit facilities of approximately \$0.2 million and \$0.4 million for the three months ended September 30, 2018 and 2019, respectively, which included \$0.1 million and \$0.2 million relating to debt issuance costs, respectively. We recorded interest expense from the credit facilities of approximately \$0.8 million and \$1.9 million for the nine months ended September 30, 2018 and 2019, respectively, which included \$0.3 million and \$0.5 million relating to debt issuance costs, respectively.

We recorded interest expense from the 2017 Term Loan of less than \$0.2 million and \$0.8 million for the year-ended December 31, 2017 and 2018, respectively, which included less than \$0.1 million and less than \$0.1 million relating to debt issuance costs, respectively. We recorded interest expense from the 2017 Term Loan

[Table of Contents](#)

of \$0.2 million and \$0.7 million for the three and nine months ended September 30, 2018, which included less than \$0.1 million relating to debt issuance costs for each period.

On December 31, 2018, we repaid the 2017 Term Loan with MidCap for \$4.9 million as part of the entering into the Horizon Loan Agreement, including \$0.1 million of a prepayment penalty. We expensed the remaining debt issuance costs related to the 2017 Term Loan of \$0.2 million including warrants.

Horizon Term Loan

On December 31, 2018, we entered into the Horizon Loan Agreement with Horizon. As part of the Horizon Loan Agreement, we obtained the Term Loan. The Term Loan bears interest at 9.90% plus the amount by which one-month LIBOR (or, if LIBOR is no longer widely used or available, a successor benchmark rate, which successor rate shall be applied in a manner consistent with market practice, or if there is no consistent market practice, such successor rate shall be applied in a manner reasonably determined by Horizon) exceeds 2.50% for outstanding borrowings. Payments on principal are made on a monthly basis and the maturity date of the Term Loan is January 2023. The Horizon Loan Agreement contains minimum required EBITDA financial covenants that require us to achieve EBITDA of certain amounts based on the amount that we are permitted to borrow under the Credit Facility (the "Revolving Line Indebtedness Cap"). The Horizon Loan Agreement also contains a cash collateral covenant that requires us to maintain a cash collateral account with an amount based on the Revolving Line Indebtedness Cap. The Horizon Loan Agreement also contains restrictive covenants that limit our ability to, among other things, transfer or dispose of assets, merge with other companies or consummate certain changes of control, acquire other companies, pay dividends, incur additional indebtedness and liens and enter into new businesses, without Horizon's consent.

In connection with the Horizon Loan Agreement, we issued to Horizon warrants to purchase an aggregate of 76,923 shares of our common stock at an exercise price of \$15.60 per share. The warrants are exercisable and expire on the earlier of (i) ten years from the date of issuance or (ii) five years after the closing of our IPO. We utilized the Binomial option-pricing model to determine the fair value of the warrants. The fair value of the warrants on issuance was \$0.9 million, which has been recorded as a debt discount against the Term Loan.

As of September 30, 2019, there was \$15.0 million outstanding on the Term Loan and we were in compliance with the financial covenants contained in the Term Loan. We recorded interest expense from the Term Loan of \$0.5 million and \$1.5 million for the three and nine months ended September 30, 2019, respectively, which included \$0.1 million and less than \$0.4 million, respectively, relating to debt issuance costs.

Contractual Obligations

The following table summarizes certain contractual obligations as of December 31, 2018 (in thousands):

	Payments Due by Period				
	Total	Year 1	Year 2 and 3	Year 4 and 5	More than 5 Years
Term Loan (1)	\$19,213	1,509	\$11,379	\$6,325	\$ —
Credit Facility	16,455	16,455	—	—	—
Operating Lease Obligations	755	629	126	—	—
Inventory Purchases	10,191	10,191	—	—	—
Total contractual obligations	\$46,614	\$28,784	\$11,505	\$6,325	\$ —

- (1) Includes estimated interest payments of \$1.5 million in Year 1, \$2.4 million in Year 2 and Year 3 and \$0.3 million in Year 4 and Year 5. Interest was estimated based on a rate of 9.90% and estimated based on our anticipated future payments.

Inventory Purchases

As of December 31, 2017, December 31, 2018 and September 30, 2019, we had \$8.4 million, \$10.2 million and \$13.9 million, respectively, of inventory purchase orders placed with vendors waiting to be fulfilled.

Operating Lease Obligations

We have operating leases for our offices expiring at various dates through 2020. Rental expense for operating leases was \$0.5 million and \$0.7 million for the years-ended December 31, 2017 and 2018, respectively.

2019 Equity Plan and Former Transaction Bonus Plan

Effective March 20, 2019, we established the 2019 Equity Plan. All awards previously allocated under our Transaction Bonus Plan, effective July 9, 2018 (the "Transaction Bonus Plan") were replaced with grants under the 2019 Equity Plan.

The 2019 Equity Plan was adopted (i) to retain the best available personnel to ensure our success and accomplish our goals, and (ii) to incentivize our employees, directors and consultants with long-term equity-based compensation to align their interests with the interests of our stockholders, in both cases providing for additional compensation for which value will be recognized upon a liquidity event.

A total of 2,426,036 shares of our common stock have been reserved for issuance under the 2019 Equity Plan. The shares of our common stock to be issued under the 2019 Equity Plan shall be authorized, but unissued or reacquired shares, including shares that we repurchased on the open market or otherwise. Any shares that are forfeited, cancelled or are subject to an award that expires shall again be available for issuance under the 2019 Equity Plan. The only type of award permitted under the 2019 Equity Plan is an award of restricted stock (i.e., shares of our common stock that are subject to vesting).

Our board of directors or a committee appointed by our board of directors determines the terms and conditions of awards to be granted under the 2019 Equity Plan and which of our employees, directors and consultants shall receive awards. Notwithstanding the foregoing, our board of directors has approved a standard set of terms and conditions for awards granted under the 2019 Equity Plan, as described below.

In the event of a change in control, each outstanding award shall vest in full, and the participants shall be entitled to receive the same per-share consideration as our common stockholders.

The 2019 Equity Plan contains various provisions permitting our board of directors to terminate or otherwise recapture awards in the event of certain actions by a plan participant, including misuse of confidential information, a participant's solicitation of certain of our employees and other service providers following termination of employment, or breaches of duties owed to us.

The 2019 Equity Plan terminates by its terms on March 20, 2022, or such earlier date as may be determined by our board of directors. Individual awards may not be modified to the detriment of the participant unless either (i) the participant consents to the modification in writing, or (ii) the modification applies uniformly to all participants and is approved by participants holding at least 70% of the shares subject to awards issued under the 2019 Equity Plan.

Recognizing that awards under the 2019 Equity Plan are intended to replace awards under the Transaction Bonus Plan, our board of directors has determined that the terms of awards to be granted under the 2019 Equity Plan shall, in general, match the terms of awards previously granted under the Transaction Bonus Plan. Restricted shares granted under the 2019 Equity Plan shall vest in substantially equal installments on February 1, 2020, June 14, 2020, December 14, 2020 and June 14, 2021. Notwithstanding the foregoing, in the event a participant's

[Table of Contents](#)

service is terminated due to an “involuntary termination”, which is generally defined as a termination by us without “cause”, a resignation by the participant for “good reason” or the participant’s death or disability, then all of such participant’s unvested restricted shares shall vest on the date of such involuntary termination unless, within three business days of such termination, (1) the board of directors unanimously determines that such vesting shall not occur and (2) participants holding restricted share awards covering at least 70% of the restricted shares issued and outstanding under the 2019 Equity Plan determine that such vesting shall not occur. In the event of a forfeiture of shares granted under the 2019 Equity Plan, such shares are automatically reallocated to other participants in proportion to the number of shares covered by outstanding awards that each such participant holds. By its terms, the 2019 Equity Plan prohibits participants from making 83(b) elections under the Internal Revenue Code of 1986, as amended, which means that participants will recognize ordinary income equal to the fair market value of shares as shares vest and then any additional gain or loss upon subsequent disposition will be long-term capital gain or loss income if shares are held for more than 12 months following vesting, and the 2019 Equity Plan requires that participants make arrangements satisfactory to us to satisfy applicable tax withholding obligations.

Awards granted under the 2019 Equity Plan and not previously forfeited upon termination of service carry dividend and voting rights applicable to our common stock generally, irrespective of any vesting requirement.

On March 20, 2019, we issued, pursuant to our 2019 Equity Plan, an aggregate of 2,406,618 shares of restricted common stock to the former holders of Participation Units. On April 11, 2019, 69,141 shares of restricted common stock were forfeited and returned to the pool of shares of restricted common stock reserved for awards available for future issuance under our 2019 Equity Plan, and on May 17, 2019, 88,548 shares of restricted common stock were issued pursuant to our 2019 Equity Plan.

See the section of this prospectus entitled “Executive Officer Compensation—Equity-Based Incentive Plans—2019 Equity Plan” for additional disclosure regarding the 2019 Equity Plan.

Effective July 9, 2018, we established the Transaction Bonus Plan to provide a means by which select employees may be given incentives to remain with Mohawk through a liquidity transaction. Under the Transaction Bonus Plan, our board of directors could, by unanimous approval, grant contractual rights to receive payments (each right, a “Participation Unit”) to any full-time employees or independent contractors that had at least three months of service with us. Each Participation Unit represented a proportional interest in the amount set aside for participants of the Transaction Bonus Plan (the “Plan Pool”). Participation Units were deemed vested (meaning the units were then eligible to vest upon, or following, a subsequent liquidity event) in nine monthly installments on each of the nine monthly anniversaries of the date of grant, subject to continued employment with us or a subsidiary of ours. Upon the closing of a Sale of the Company (as defined in the Transaction Bonus Plan), the Participation Units would immediately and fully vest, subject to continued employment with us or a subsidiary of ours. Upon the closing of a Qualified IPO (as defined in the Transaction Bonus Plan), the Participation Units would immediately vest in full. Following a Qualified IPO, on each of the first four six-month anniversaries of the Qualified IPO, a participant was entitled to payments and distributions equal to 25% of the participant’s proportional interest of the Plan Pool, subject to continued service with us, but subject to earlier payment in the event of certain terminations of employment. If payments were triggered by the occurrence of a Qualified IPO, the Plan Pool would have been deemed funded one-third in cash and two-thirds in our common stock. The Transaction Bonus Plan was replaced by the 2019 Equity Plan and all awards previously allocated under the Transaction Bonus Plan were replaced with grants under the 2019 Equity Plan.

As of December 31, 2018, we had allocated 99.20% of the total Participation Units under the Transaction Bonus Plan, including 66.65% of the total Participation Units to our executive officers. No expense was recorded as of December 31, 2018, as the Transaction Bonus Plan was contingent on closing of the Sale of the Company or a Qualified IPO and the amount shares to be issued and value of such shares was to be determined based upon the value of such Qualified IPO or Sale of the Company. The Transaction Bonus Plan has subsequently been replaced by our 2019 Equity Plan. Under Accounting Standard Codification (“ASC”) Topic 718, we expect to

[Table of Contents](#)

record stock-based compensation expense related to grants made under the 2019 Equity Plan over the vesting period when the contingency of an initial public offering is achieved. We expect our stock-based compensation expense to increase materially in the future from the issuance and vesting of restricted common stock granted pursuant to the 2019 Equity Plan. We anticipate the total stock-based compensation expense for the 2019 Equity Plan to be approximately \$46.9 million, which will be expensed over the two-year vesting period.

Stock-based compensation expense for restricted shares granted, which is primarily comprised of the 2019 Equity Plan, as we completed a “Qualified IPO” in June 2019, was \$6.2 million and \$7.4 million for the three and nine months ended September 30, 2019, respectively. No restricted shares vested during the nine months ended September 30, 2019. As of September 30, 2019, the total unrecognized compensation expense related to unvested restricted shares was \$41.3 million, which the Company expects to recognize over an estimated weighted-average period of 1.75 years.

Acquisition

On September 10, 2019, we completed the acquisition of the Aussie Health Assets, whose products sell primarily on the Amazon US marketplace, for total consideration of \$1.3 million, which was comprised of cash of \$1.1 million and a promissory note for \$0.2 million, that accrues interest at a rate of 8% per annum and matures on June 10, 2020. We also agreed to pay \$0.1 million in the form of a working capital payment related to the inventory purchased within sixty days of closing.

Off-Balance Sheet Arrangements and Variable Interest Entities

We do not currently have any off-balance sheet arrangements and did not have any such arrangements during the years-ended December 31, 2017 and 2018. We have not entered any off-balance sheet arrangements during the nine months ended September 30, 2019 and do not have any holdings in variable interest entities.

Critical Accounting Policies and Use of Estimates

Our management’s discussion and analysis of our financial condition and results of operations is based on our financial statements, which have been prepared in accordance with U.S. generally accepted accounting principles. The preparation of our financial statements requires us to make judgments and estimates that affect the reported amounts of assets, liabilities, revenues and expenses and the disclosure of contingent assets and liabilities in our financial statements. The most significant estimates relate to the determination of fair value of our common stock and stock-based compensation, prior to our IPO. We base our estimates on historical experience, known trends and events and various other factors that we believe to be reasonable under the circumstances. Actual results may differ from these estimates under different assumptions or conditions. On an ongoing basis, we evaluate our judgments and estimates in light of changes in circumstances, facts and experience. The effects of material revisions in estimates, if any, will be reflected in the financial statements prospectively from the date of change in estimates.

While our significant accounting policies are described in more detail in the notes to our financial statements appearing elsewhere in this prospectus, we believe the following accounting policies used in the preparation of our financial statements require the most significant judgments and estimates.

Revenue Recognition—We account for revenue in accordance with Financial Accounting Standards Board (“FASB”) ASC Topic 606, Revenue from Contracts with Customers. Our revenue is generated from the sale of finished product to customers, through online retail channels and through wholesale channels. Those sales contain a single delivery element and revenue is recognized at a single point in time when ownership, risks and rewards transfer. Revenue from consumer product sales is recorded at the net sales price (transaction price), which includes an estimate of future returns based on historical return rates. There is judgment in utilizing historical trends for estimating future returns. Our refund liability for sales returns was \$0.2 million and

[Table of Contents](#)

\$0.3 million at December 31, 2017 and 2018, respectively, which is included in accrued liabilities and represents the expected value of the refund that will be due to our customers. As of September 30, 2019, our refund liability for sales returns was \$0.5 million.

Inventory and cost of goods sold—Our inventory consists almost entirely of finished goods. We currently record inventory on our balance sheet on a first-in first-out (“FIFO”) basis, or net realizable value, if it is below our recorded cost. Our costs include the amounts we pay manufacturers for product, tariffs and duties associated with transporting product across national borders and freight costs associated with transporting the product from our manufacturers to our warehouses, as applicable.

Stock-Based Compensation—Stock-based compensation expense to employees is measured based on the grant-date fair value of the awards and recognized in the consolidated statements of operations over the period during which the employee is required to perform services in exchange for the award (the vesting period of the award). We estimate the fair value of stock options granted using the Black-Scholes option valuation model. Compensation expense is recognized over the vesting period of the applicable award using the straight-line attribution method.

The Black-Scholes option-pricing model requires the input of highly subjective assumptions, including the fair value of our underlying common stock, the expected term of stock options, the expected volatility of the price of our common stock, risk-free interest rates and the expected dividend yield of our common stock. The assumptions used in our option-pricing model represent management’s best estimates. These estimates involve inherent uncertainties and the application of management’s judgment. If factors change and different assumptions are used, our stock-based compensation expense could be materially different in the future.

These assumptions are estimated as follows:

- *Fair Value of Common Stock.* Using the methodology discussed below in the section of this prospectus titled “Critical Accounting Policies and Use of Estimates—Stock-Based Compensation—Common Stock Valuation”;
- *Risk-Free Interest Rate.* We base the risk-free interest rate used in the Black-Scholes valuation model on the implied yield available on U.S. Treasury zero-coupon bonds with an equivalent remaining term of the stock options for each stock option group.
- *Expected Term.* We determine the expected term based on the average period the stock options are expected to remain outstanding generally calculated as the midpoint of the stock options vesting term and contractual expiration period, as we do not have sufficient historical information to develop reasonable expectations about future exercise patterns and post-vesting employment termination behavior.
- *Expected Volatility.* Because our common stock recently began trading publicly, we determine the price volatility factor based on the historical volatility of publicly-traded industry peers. To determine our peer group of companies, we consider public companies in the technology industry and select those that are similar to us in size, stage of life cycle and financial leverage. We do not rely on implied volatilities of traded options in our industry peers’ common stock because the volume of activity is relatively low.
- *Expected Dividend Yield.* We have not paid and do not anticipate paying any cash dividends in the foreseeable future and, therefore, use an expected dividend yield of zero.

If any of the assumptions used in the Black-Scholes option-pricing model changes significantly, stock-based compensation for future awards may differ materially compared with the awards granted previously. We recognize forfeitures as they occur, which results in a reduction in compensation expense at the time of forfeiture.

[Table of Contents](#)

Common Stock Valuation Prior to our IPO, the fair value of our common stock underlying stock options has historically been determined by our board of directors, with assistance from management and contemporaneous third-party valuations. Given the absence of a public trading market for our common stock and in accordance with the American Institute of Certified Public Accountants Practice Aid, *Valuation of Privately Held Company Equity Securities Issued as Compensation*, or the Practice Aid, our board of directors has exercised reasonable judgment and considered numerous objective and subjective factors to determine the best estimate of the fair value of our common stock at each grant date. These factors include:

- contemporaneous third-party valuations of our common stock;
- our operating and financial performance;
- current business conditions and projections;
- the likelihood of achieving a liquidity event for the shares of common stock underlying these stock options, such as an initial public offering or sale of our company, given prevailing market conditions;
- the lack of marketability of our common stock;
- the market performance of comparable publicly-traded e-commerce and technology companies; and
- the U.S. and global economic and capital market conditions and outlook.

In determining the fair value of our common stock, our board of directors estimated the enterprise value of our business using the market approach and the income approach. Under the income approach, forecast cash flows are discounted to the present value at a risk-adjusted discount rate. The valuation analyses determine discrete free cash flows over several years based on forecast financial information provided by our management and a terminal value for the residual period beyond the discrete forecast, which are discounted at our estimated weighted-average cost of capital to estimate our enterprise value. Under the market approach, a group of guideline publicly-traded companies with similar financial and operating characteristics as us is selected, and valuation multiples based on the guideline public companies' financial information and market data are calculated. Based on the observed valuation multiples, an appropriate multiple was selected to apply to our historical and forecasted revenue results. The estimated enterprise value is then allocated to the common stock using the Option Pricing Method ("OPM"), and the Probability Weighted Expected Return Method ("PWERM"), or the hybrid method. The hybrid method applied the PWERM utilizing the probability of an exit scenario, and the OPM was used in the remaining private scenario.

For options granted prior to October 2018, we have used a hybrid method to determine the fair value of our common stock. Under the hybrid method, multiple valuation approaches were used and then combined into a single probability weighted valuation using a PWERM. Our approach for options granted starting in October 1, 2018 included the use of an initial public offering scenario and a scenario assuming continued operation as a private entity.

Following the closing of our initial public offering, the fair value per share of our common stock for purposes of determining stock-based compensation will be the closing price of our common stock as reported on the applicable grant date. Subsequent to the completion of our IPO in June 2019, the fair value of our common stock is based on observable market prices.

JOBS Act

In April 2012, the JOBS Act was enacted. Section 107 of the JOBS Act provides that an "emerging growth company" ("EGC") can take advantage of the extended transition period provided in Section 7(a)(2)(B) of the Securities Act, for complying with new or revised accounting standards. We have elected to avail ourselves of this exemption and, as a result, our financial statements may not be comparable to the financial statements of issuers who are required to comply with the effective dates for new or revised accounting standards that are applicable to public companies. Section 107 of the JOBS Act provides that we can elect to opt out of the extended transition period at any time, which election is irrevocable.

[Table of Contents](#)

In addition, as an EGC, we may also take advantage of certain exemptions from various reporting requirements that are applicable to other public companies that are not “emerging growth companies” including, but not limited to, not being required to comply with the auditor attestation requirements of Section 404 of the Sarbanes-Oxley Act, reduced disclosure obligations regarding executive compensation in our periodic reports and proxy statements and exemptions from the requirements of holding a non-binding advisory vote on executive compensation and stockholder approval of any golden parachute payments not previously approved.

We will remain an EGC until the earlier of (i) the last day of the fiscal year in which we have total annual gross revenues of \$1.07 billion or more; (ii) the last day of the fiscal year following the fifth anniversary of the completion of our IPO, or December 31, 2024; (iii) the date on which we have issued more than \$1.0 billion in non-convertible debt during the previous three years; or (iv) the date on which we are deemed to be a large accelerated filer under the rules of the SEC (i.e., the first day of the fiscal year after we have (1) more than \$700.0 million in outstanding common equity held by our non-affiliates, measured each year on the last day of our second fiscal quarter, and (2) been public for at least 12 months).

Recent Accounting Pronouncements

The JOBS Act permits an emerging growth company to take advantage of an extended transition period to comply with new or revised accounting standards applicable to public companies. We have elected to use this extended transition period until we are no longer an emerging growth company or until we affirmatively and irrevocably opt out of the extended transition period. As a result, our financial statements may not be comparable to companies that comply with new or revised accounting pronouncements as of public company effective dates.

Adopted Accounting Standards

In November 2016, the FASB issued Accounting Standards Update (“ASU”) No. 2016-18, *Statement of Cash Flows: Restricted Cash (Topic 230)* (“ASU 2016-18”). ASU 2016-18 requires that the statement of cash flows explains the change during the period in the total cash and restricted cash. Therefore, amounts generally described as restricted cash should be included with cash when reconciling the beginning-of-period and end-of-period total amounts shown on the statement of cash flows. This ASU is effective for fiscal years beginning after December 15, 2018, and interim periods within those fiscal years. ASU 2016-18 requires retrospective application for all periods presented and as a result we have recasted our condensed statement of cash flows for the nine months ended September 30, 2018 to reflect the adoption of ASU 2016-18, which was implemented on January 1, 2019.

In May 2017, the FASB issued ASU No. 2017-09, *Compensation—Stock Compensation (Topic 718) Scope of Modification Accounting*, which provides guidance on the various types of changes which would trigger modification accounting for share-based payment awards. In summary, an entity would not apply modification accounting if the fair value, vesting conditions and classification of the awards are the same immediately before and after the modification. The guidance is effective for annual periods beginning after December 15, 2018, and interim periods within those annual periods. The amendments are applied prospectively to awards modified on or after the adoption date. The new guidance was adopted on January 1, 2019 with no material impact on the condensed consolidated financial statements.

Recently Issued Accounting Pronouncements

In February 2016, the FASB issued ASU No. 2016-02, *Leases (Topic 842)* (“ASU 2016-02”), which requires lessees to record most leases on their balance sheets but recognize the expenses on their income statements in a manner similar to current practice. ASU 2016-02 states that a lessee would recognize a lease liability for the obligation to make lease payments and a right-to-use asset for the right to use the underlying asset for the lease term. This ASU is effective for all annual reporting periods beginning after December 15, 2019, with early adoption permitted. We are currently evaluating the effect that the updated standard will have on our consolidated financial statements.

[Table of Contents](#)

In February 2018, the FASB issued ASU No. 2018-02, *Income Statement—Reporting Comprehensive Income (Topic 220)* (“ASU 2018-02”). ASU 2018-02 addresses the effect of the change in the U.S. federal corporate tax rate due to the enactment of the December 22, 2017 Tax Act on items within accumulated other comprehensive income (loss). The guidance will be effective for all annual reporting periods beginning after December 15, 2019, with early adoption permitted. We are currently evaluating the effect that the updated standard will have on our consolidated financial statements.

In August 2018, the FASB issued ASU No. 2018-13, *Fair Value Measurement (Topic 820): Disclosure Framework—Changes to the Disclosure Requirements for Fair Value Measurement*, which changes the fair value measurement disclosure requirements of ASC Topic 820. The amendments in this ASU are the result of a broader disclosure project called FASB Concepts Statement, Conceptual Framework for Financial Reporting—Chapter 8: Notes to Financial Statements. This ASU is effective for all annual reporting periods beginning after December 15, 2019, including interim periods therein. Early adoption is permitted for any eliminated or modified disclosures upon issuance of this ASU. We are currently evaluating the effect that the updated standard will have on our consolidated financial statements.

In June 2018, the FASB issued ASU No. 2018-07, *Compensation—Stock Compensation (Topic 718): Improvements to Nonemployee Share-based Payment Accounting*, which expands the scope of ASC Topic 718, Compensation—Stock Compensation, which currently only includes share-based payments issued to employees, to also include share-based payments issued to nonemployees for goods and services. This ASU is effective for all annual reporting periods beginning after December 15, 2019, including interim periods therein. We are currently evaluating the effect that the updated standard will have on our consolidated financial statements.

Quantitative and Qualitative Disclosures About Market Risk

We are exposed to market risk related to changes in interest rates. Our primary exposure to market risk is interest rate sensitivity, which is affected by changes in the general level of U.S. interest rates, particularly because our investments, including cash equivalents, are in the form, or may be in the form of, money market funds or marketable securities and are or may be invested in U.S. Treasury and U.S. government agency obligations. Due to the short-term maturities and low risk profiles of our investment, an immediate 100 basis point change in interest rates would not have a material effect on the fair market value of our investments. We do not currently use or plan to use financial derivatives in our investment portfolio or engage in hedging transactions to manage our exposure to interest rate risk.

In addition, we have outstanding debt under the MidCap Credit Agreement that bears interest. As of September 30, 2019, our outstanding indebtedness under the Credit Facility was \$15.1 million, which bears interest at a rate of LIBOR plus 5.75%. We also have outstanding debt under the Term Loan. As of September 30, 2019, our outstanding indebtedness under the Term Loan was \$15.0 million, which bears interest at 9.90% plus the amount by which one-month LIBOR (or, if LIBOR is no longer widely used or available, a successor benchmark rate, which successor rate shall be applied in a manner consistent with market practice, or if there is no consistent market practice, such successor rate shall be applied in a manner reasonably determined by Horizon) exceeds 2.50%. We do not believe that an immediate 10% increase in interest rates would have a material effect on interest expense for the Credit Facility or the Term Loan, and therefore we do not expect our operating results or cash flows to be materially affected to any degree by a sudden change in market interest.

We are currently exposed to market risk related to changes in foreign currency exchange rates. We do not currently engage in hedging transactions to manage our exposure to foreign currency exchange rate risk as we do not currently believe our exposure is material. Sales outside of the United States represented less than 3% of our net revenue for the years-ended December 31, 2017 and 2018 and less than 1% of our net revenue for each of the nine months ended September 30, 2018 and 2019. Currently, our revenue-producing transactions are primarily denominated in U.S. dollars; however, as we continue to expand internationally, our results of operations and cash flows may increasingly become subject to fluctuations due to changes in foreign currency exchange rates. In

[Table of Contents](#)

periods when the U.S. dollar declines in value as compared to foreign currencies in which we incur expenses, our foreign-currency based expenses will increase when translated into U.S. dollars. In addition, future fluctuations in the value of the U.S. dollar may affect the price at which we sell our products outside the United States. To date, our foreign currency risk has been minimal and we have not historically hedged our foreign currency risk; however, we may consider doing so in the future.

Inflation would generally affect us by increasing our cost of labor and overhead costs. We do not believe that inflation had a material effect on our business, financial condition or results of operations during the period and years-ended December 31, 2017 and 2018 or for each of the nine months ended September 30, 2018 and 2019.

Internal Control over Financial Reporting

A material weakness is a deficiency, or a combination of deficiencies, in internal control over financial reporting such that there is a reasonable possibility that a material misstatement of our financial statements will not be prevented or detected on a timely basis. In connection with the audits of our 2017 and 2018 consolidated financial statements, we and our independent registered public accounting firm identified control deficiencies in the design and operation of our internal control over financial reporting that constituted material weaknesses.

The material weakness identified in our internal control over financial reporting in 2017 primarily related to our accounting and proprietary systems used in our financial reporting process not having the proper level of controls. As a result, journal entries were prepared and posted to our accounting system without evidence of an independent review. In addition, our accounting and proprietary systems lacked controls over access and program change management that are needed to ensure access to financial data is adequately restricted to appropriate personnel.

During 2018, we took certain actions towards remediating these material weaknesses, which included implementing an accounting system that has the ability to better manage segregation of duties and controls over the preparation and review of journal entries and adding finance personnel and information technology personnel. As we are still in the process of establishing the appropriate controls and finalizing the implementation of our accounting systems, in connection with the audit of our 2018 consolidated financial statements, we and our independent registered public accounting firm concluded that there remains a material weakness related to the limited size of the finance department, a lack of proper segregation around preparation and review of certain account reconciliations and certain journal entries. In addition, there is a material weakness related to our controls which are not designed effectively over the review of complex accounting matters.

We cannot assure you that the steps we are taking will be sufficient to remediate our material weakness or prevent future material weaknesses or significant deficiencies from occurring.

See the section of this prospectus entitled “Risk Factors—Risks Related to Our Businesses, Strategies, Technology and Industry—We have previously identified a material weakness in our internal control over financial reporting. Such material weaknesses may cause us to fail to timely and accurately report our financial results or result in a material misstatement of our financial statements.”

Management’s Plan to Remediate the Material Weaknesses

As a result of these material weaknesses, we have initiated and will continue to implement remediation measures including but not limited to, finalization of our accounting systems implementations and review processes around our journal entries and account reconciliations. We are still in the process of completing the remediation of the previously identified material weaknesses.

The initiatives we are implementing to remediate the material weaknesses are subject to continued management review supported by confirmation and testing, as well as audit committee oversight. We will continue to

[Table of Contents](#)

implement measures to remedy our internal control deficiencies in order to meet the deadline imposed by Section 404 of the Sarbanes-Oxley Act of 2002, as amended. However, we cannot be certain that the measures we have taken or may take in the future will ensure that we will establish and maintain adequate controls over our financial processes and reporting in the future.

Notwithstanding the material weaknesses, our management has concluded that the financial statements included elsewhere in this prospectus present fairly, in all material respects, our financial position, results of operations and cash flows in conformity with GAAP.

If we fail to fully remediate these material weaknesses or fail to maintain effective internal controls in the future, it could result in a material misstatement of our financial statements that would not be prevented or detected on a timely basis, which could cause investors to lose confidence in our financial information or cause our stock price to decline. Our independent registered public accounting firm has not assessed the effectiveness of our internal control over financial reporting and, under the JOBS Act, will not be required to provide an attestation report on the effectiveness of our internal control over financial reporting so long as we qualify as an “emerging growth company,” which may increase the risk that weaknesses or deficiencies in our internal control over financial reporting go undetected.

Limitations on Effectiveness of Controls and Procedures

In designing and evaluating the disclosure controls and procedures and internal control over financial reporting, management recognizes that any controls and procedures, no matter how well designed and operated, can provide only reasonable assurance of achieving the desired control objectives. In addition, the design of disclosure controls and procedures and internal control over financial reporting must reflect the fact that there are resource constraints and that management is required to apply judgment in evaluating the benefits of possible controls and procedures relative to their costs.

BUSINESS

Overview

Mohawk is a rapidly growing technology-enabled consumer products company. Mohawk was founded on the premise that if a CPG company was founded today, it would apply A.I. and machine learning, the synthesis of massive quantities of data and the use of social proof to validate high caliber product offerings as opposed to over-reliance on brand value and other traditional marketing tactics.

Since our founding in 2014, we have scaled our business in a rapid, capital-efficient manner, having raised \$102.3 million of equity capital from inception through September 30, 2019. We have grown our net revenue each year since 2015, resulting in net revenue of \$73.3 million in 2018, up 101.0% over 2017, with net losses of \$31.8 million and \$23.1 million for 2018 and 2017, respectively. For the three months ended September 30, 2019, we increased our net revenue by \$15.9 million to \$40.6 million from \$24.7 million for the three months ended September 30, 2018, with net losses of \$11.3 million and \$5.1 million for the three months ended September 30, 2019 and September 30, 2018, respectively. For the nine months ended September 30, 2019, we increased our net revenue by \$35.2 million to \$88.8 million from \$53.6 million for the nine months ended September 30, 2018, with net losses of \$27.3 million and \$23.2 million for the nine months ended September 30, 2019 and September 30, 2018, respectively.

We have launched and sold hundreds of SKUs on Amazon and other e-commerce platforms. Through the success of those products, we have grouped them and have incubated four owned and operated brands: hOme, Vremi, Xtava and RIF6. These product categories include home and kitchen appliances, kitchenware, environmental appliances (i.e., dehumidifiers and air conditioners), beauty related products and, to a lesser extent, consumer electronics.



hOmeLabs Ice Maker



Vremi Kitchen Set



Xtava Infrared Hair Straightener



hOmeLabs Dehumidifier

We believe we are reinventing how to rapidly and successfully identify new product opportunities and to launch, autonomously market and sell products in the rapidly growing global e-commerce market by leveraging our proprietary software technology platform, known as AIMEE. AIMEE combines large quantities of data, A.I., machine learning and other automation algorithms, at scale, to allow rapid opportunity identification and automated online sales and marketing of consumer products.

AIMEE sources data from various e-commerce platforms, the internet and publicly available data, allowing it to estimate and determine trends, performance and consumer sentiment on products and searches within e-commerce platforms. This functionality allows us to help determine which products to market, manufacture through contract manufacturers, import and sell on e-commerce marketplaces. AIMEE is also connected, through APIs, to multiple e-commerce platforms. This allows us to automate the purchase of marketing and to automate the change of pricing of product listings.

We generate revenue primarily through the online sales of our various digital native consumer products and substantially all of our sales are made through the Amazon U.S. marketplace. AIMEE is integrated with

[Table of Contents](#)

marketplaces in the U.S., including Amazon and Walmart, among others, and other platforms like Shopify, and we intend to launch products in the future, managed by AIMEE, on marketplaces outside the U.S. In 2018, predominantly through pilot programs, we began offering third party brands access to AIMEE through our managed SaaS business. In 2018, revenue from our managed SaaS business was \$0.5 million. For the nine months ended September 30, 2019, our revenue from our managed SaaS business was \$1.2 million.

See the sections of this prospectus entitled “Management’s Discussion and Analysis of Financial Condition and Results of Operations” and “Risk Factors” for further information.

Our Platform

AIMEE, our proprietary technology platform, allows us to identify product and market opportunities and to execute and manage online marketing strategies. In addition, AIMEE’s innovative data analytics platform provides real-time inventory visibility allowing us to automate and manage the life-cycle of our consumer product portfolio.

Using data and analysis provided by AIMEE, we determine which products to market, manufacture through contract manufacturers, import and sell on e-commerce marketplaces. We contract manufacturers, predominately in China, to manufacture our consumer products. Through purchase orders, we have employees in China that perform sourcing, product testing, manufacturer qualification, quality assurance and control and purchasing, among other things. We take ownership and import these goods from China through various transportation methods via third party transporters. We use a combination of Amazon warehouses, other third-party warehouses and logistics partners to fulfill direct-to-consumer orders through agreements or terms of services. Our scalable fulfillment services are integrated with AIMEE and are Amazon Prime Certified. We believe we can deliver products within two days of order through ground shipment across 95% of the U.S. market. Our sales, marketing and fulfilment are substantially integrated into AIMEE, which allows us to automate price, media buying, search engine optimization and shipping.

AIMEE is being developed to be product agnostic and we believe it can help us identify opportunities in most product categories and its other lifecycle capabilities can be applied to any consumer product. To date, we have focused more towards products that require limited internal research and development, where small but meaningful data-driven adjustments to the product can be leveraged to address customer needs. We aggressively market our products at launch to capture highly visible virtual shelf space. When combined with social proof for our product, we believe we can create long term revenue streams for our business that will require limited human touch as AIMEE’s functionality continues to be developed to autonomously optimize certain proprietary online marketing strategies for the product. Our large and growing data set provides the foundation for proprietary algorithms that AIMEE is being developed to executes throughout our business, including algorithms that predict and drive purchase behavior, forecast demand and optimize inventory. We believe our data-driven approach, powered by AIMEE, positions us for success in the massive and growing global e-commerce market.

AIMEE’s functionality is comprised of three modules that are in various stages of development and that operate today in combination with human judgment:

Market Research. AIMEE’s idea generator functionality quickly analyzes and filters millions of shopping-related data points to identify product opportunities, including relevant product specifications, based on consumer sentiment, product trends and attributes and competitive landscape analysis, among other things.

Financial Planning & Analysis. AIMEE’s financial planning and analysis functionality is being developed to perform product cash flow projections at the individual product level, provides visibility into product pipeline and compares projections against real-time results.

Automated Marketing Strategy Execution. AIMEE’s algorithms select and execute online marketplace trading strategies to optimize product sales and contribution margin. AIMEE manages, at intervals of one minute to one

hour, price, media buying, product listing health, SEO and inventory levels. AIMEE's architecture continues to be developed to learn new skills and to execute complex tactics and strategies. We are expanding AIMEE's capabilities to include the development of financial models to be used to execute automated marketing strategies.

We continue to develop AIMEE's capabilities, including with respect to forecasting, inventory management, online marketing and other aspects, which today involve human judgment. We believe that AIMEE can be applied to other non-competing products and have launched pilot programs for our managed SaaS business with third-party brands. While this SaaS business was not material to fiscal year 2018 revenue, we believe there is significant potential for implementation of our platform by other non-competitive companies.

Our Business Model

Mass market consumers have access to increasingly more data and select products based on their analysis of value and price as opposed to relying primarily on brand equity. In light of this, we believe that the model followed by CPG brands in the past, leveraging TV and magazine advertising campaigns to make consumers feel comfortable with their purchase through non-measurable claims of quality, will become obsolete. Thanks to the technologies powering retail today, consumers can make purchasing decisions based on a combination of other customer ratings (which provide measurable claims of quality), price, feature comparison and other factors.

Our mission is to create brands that deliver to our customers measurably superior products than the incumbents by infusing technology throughout the entire value chain. We believe that this makes it possible for us to launch evergreen products with features that customers have indicated are the most important to them and with profitable unit economics. With scale, we gain purchasing power both at the product level and at the overall fulfillment level, which improves our profitability.

We strive to and believe in continuously automating and optimizing every aspect of our business through technology so that our overhead remains modest in relation to the number of products we create and manage. AIMEE allows us to track unit economics, which we believe, combined with the automation of our fixed costs, will allow us to disrupt and scale the business model of CPG.

Our product lifecycle can be summarized as follows:

1. We use AIMEE to analyze shopping-related data points, perform product cash flow projections at the product level and detect product opportunities in the online markets.
2. We manufacture products under our owned and operated brands based on the data analyzed by AIMEE and aim to deliver such products within six to eight months.
3. Each of our products then typically goes through three core phases:
 - i. Launch phase: During this phase, we leverage our technology to target opportunities identified using AIMEE. During this period of time and due to the combination of discounts and investment in marketing, our net margin for a product could be as low as negative 35%. Net margin is calculated by taking net revenue less cost of goods sold, less fulfillment, online advertising and selling expenses. These costs primarily reflect the estimated variable costs related to the sale of a product.
 - ii. Sustain phase: Our goal is for every product we launch to enter the sustain phase and become profitable, with a target average of positive 10% net margin, within three months of launch. Net margin reflects a combination of manual and automated adjustments in price and marketing spend. Over time, our products benefit from economies of scale stemming from purchasing power both with manufacturers and with fulfillment providers.
 - iii. Milk phase or Liquidate phase: If a product does not enter the sustain phase or achieve profitability at each transaction or if the customer satisfaction of the product (i.e., ratings) is not

[Table of Contents](#)

satisfactory, then it will go to the liquidate phase and we will sell the remaining inventory. In order to enter the milk phase, we believe that a product must be well received and become a strong leader in its category in both customer satisfaction and volume sold as compared to its competition. Products in the milk phase that have achieved profitability should benefit from pricing power and we expect their profitability to increase accordingly. As of the date of this prospectus, none of our products have achieved the milk phase.

To date, our operating results have included a mix of products in the launch and sustain phases, and we expect such results to include a mix of products in all phases at any given period. Product mix can affect our gross profit and the variable portion of our sales and distribution expenses. Ultimately, we believe that the future cash flow generated by our products in the sustain phase will outpace the amount that we will reinvest into launching new products, driving profitability at the company level while we continue to invest in growth and technology.

Time to Market Advantage vs Incumbents



Market Opportunity & Industry

The e-Commerce Industry is Experiencing Massive Growth and Technology is Driving Transformation Across Consumer Product Industries and Marketplaces

According to eMarketer’s June 2017 publication, as consumers shift to digital marketplaces, the global e-commerce market is forecasted to grow to approximately \$4.5 trillion in 2021, from \$2.3 trillion in 2017, representing a compound annual growth rate of 18.3%. Technological innovation has profoundly impacted how consumers discover and purchase products, forcing businesses to adapt in order to engage effectively with online consumers. We believe that the future of the consumer product industry will be driven by the ability of companies to quickly synthesize massive quantities of data in real time to create actionable insights that address consumer needs in a dynamically changing marketplace. We believe that new, highly powered data driven business models that embrace these changes and deeply focus on the consumer will be the winners in this rapidly changing environment. We also believe that human beings cannot accurately and efficiently process the massive quantities of various data points required to address real-time dynamic marketplace changes. We believe that our data-driven approach, AIMEE, positions us for success to address these structural shifts as consumers move to digital marketplaces to satisfy their needs.

Many CPG Companies Have Failed to Adapt to Changing Consumer Behavior in the e-Commerce Market

In recent years, the traditional brick-and-mortar CPG industry has experienced a number of structural shifts and trends. E-commerce continues to take market share from brick-and-mortar CPG companies. We believe the

traditional brick-and-mortar CPG industry has been slow to react to changing consumer needs in the digital age. In addition, smaller digital native brands, brands whose products are only sold online, are also taking market share from traditional incumbent consumer product companies. Digital native brands that sell direct-to-consumer with competitive pricing and product features, meanwhile, can garner significant social proof in the form of reviews and have deeper relationships with their consumer base. According to the Catalina Report for the year-ended June 2015, the top 100 CPG companies across various product categories, as a group, experienced a decline in sales and most experienced a decline in market share. We believe this is due to increasing consumer preference for online marketplaces where these incumbent CPG companies have been less successful in competing. The creation of online marketplaces has removed certain barriers to entry for new businesses in the CPG industry. Newer, more agile, data driven CPG companies, like Mohawk, have the ability to better understand what consumers are looking for in real time and to make our products visible to consumers on the right virtual shelves and at efficient costs.

The Consumer Journey is Data-Driven and No Longer Relies Primarily on Brand Value to Drive Buying Decisions

We believe online consumers are becoming less brand-focused due to the availability of data search engines that allow consumers to make more informed buying decisions for competitive offerings based on price discovery, product features and social proof in the form of product ratings and consumer reviews, among other things. According to BloomReach's 2016 research, when consumers searched for a product in September 2016, approximately 55% of consumers began with Amazon, approximately 28% began with a search engine and approximately 16% began with another retailer. We believe a majority of millennials have no real preference between private-label and national brands. In addition, according to Google's 2015 published research, approximately 40% of product searches are for broad category queries like bedroom furniture or women's athletic clothing instead of brand focused searches. Instead, the consumer journey begins with a search for specific features that speak to customer needs. We believe our platform addresses these changes in shopping behavior in a precise and scalable way. AIMEE has the ability to synthesize large quantities of data relating to relevant features and trends in consumer preferences, which allows us to quickly develop products that delight consumers. AIMEE's algorithms also allow us to manage the online marketing strategies of our products to ensure they remain highly visible for relevant searches.

Our Strengths

We believe that the following strengths contribute to our success and are differentiating factors:

Visionary, Founder-Led Management Team. We are led by our founder, Yaniv Sarig, who has a unique combination of knowledge of and passion for automation, AI and machine learning, and a deep understanding of e-commerce marketplaces. Senior executive and board members bring diverse expertise from companies such as Atari (from 2008 to 2010), Bloomberg (from 2011 to 2012), L'Oreal (from 2011 to 2016), Perion (from 2010 to 2015) and Warby Parker (from 2016 to 2018).

Highly Scalable AI-Based Proprietary Technology Platform. We believe our platform, AIMEE, allows us to rapidly and successfully identify new product opportunities and to launch, market and sell products in the rapidly growing global e-commerce market faster than the traditional brick-and-mortar CPG industry. We believe this brings tremendous competitive advantage in the fast-changing consumer goods landscape.

Faster, Data-Driven, Automated Product Development Cycles. AIMEE's idea generator functionality quickly analyzes and filters millions of shopping-related data points to identify product opportunities, including relevant product specifications, based on consumer sentiment, product trends and attributes and competitive landscape analysis, among other things. We believe this allows our technologies to achieve and maintain a higher than industry average product success rate.

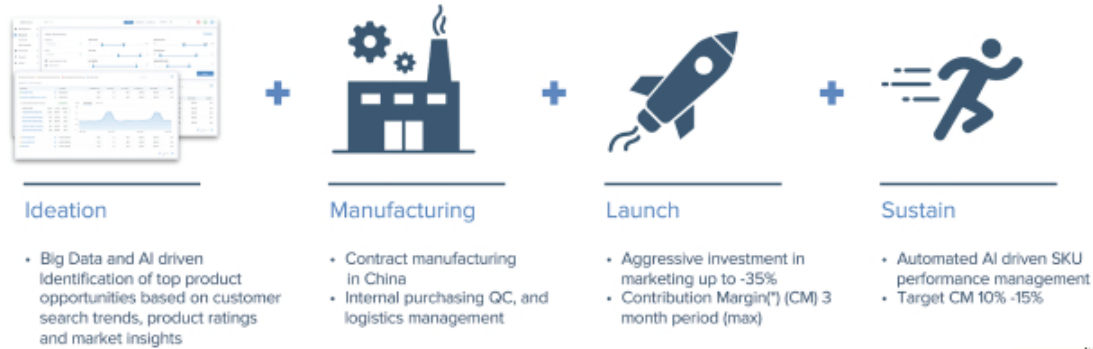
[Table of Contents](#)

AIMEE is Product Category Agnostic. AIMEE has the ability to synthesize large quantities of data relating to relevant features and trends in consumer preference which allows us to quickly develop products that delight consumers.

Culture of Innovation. Innovation is intrinsic to Mohawk. We believe that technology will continue to enable a better CPG business model and we will continue to pioneer innovation.

Data-Driven, Automated Marketing Engine. AIMEE's algorithms select and execute online marketplace trading strategies to optimize product sales and contribution margin. AIMEE manages at intervals of one minute to one hour, price, media buying, product listing health, SEO and inventory levels. We believe these capabilities will give us a competitive advantage over traditional consumer goods companies.

Integrated Fulfillment Program. Our scalable fulfillment services are integrated with AIMEE and are Amazon Prime Certified. We believe we can deliver products within two days of order through ground shipment across approximately 95% of the U.S. market.



Our Growth Strategy

The key elements of our growth strategies include:

- Pursue higher value products and larger product markets;
- Expand into international markets and online marketplaces in those international markets;
- Continue to optimize unit economics on existing product portfolio;
- Continue to expand into new domestic e-commerce marketplaces;
- Monetize AIMEE platform by providing managed SaaS to third-party brands;
- Expand sales through our own branded websites;
- Opportunistically add new products and categories through acquisition; and
- Drive manufacturing and logistics costs down from purchasing power.

Consumer Products

We have used AIMEE to create a portfolio of four owned consumer product brands and have hundreds of SKUs available for sale. AIMEE’s idea generator is product agnostic and can generate product opportunities in most product categories.



Illustrative Unit Economics

We believe successful products will go through two initial phases in their life cycle and potentially a third phase for products that achieve high success. The first phase is the launch phase, which, based on our experience, can last up to three months. During the launch phase, the product is introduced into the marketplace, advertising spend is aggressive and we focus on search optimization and the development of social proof that the product is meeting customer needs. The second phase is the sustain phase. A product enters this phase once it reaches a targeted average price and level of profitability that we believe can be sustained once we have reduced the initial investment in marketing for the product. We believe, depending on seasonality, that net revenue will increase approximately one or two quarters after a new product launches. The third phase, which none of our products have achieved to date, is the “milk” phase, where a product continues to outperform other competitive products in the applicable category and, as a result, we are able to charge a premium based on the value perceived by customers who are searching for such product. Whether a product will achieve the milk phase depends on a variety of factors, including the competitive dynamics in the applicable product category and, in general, could take a substantial period of time to achieve. In the event that a product does not achieve the sustain phase, or in cases where it is unable to remain profitable during the sustain phase, the product enters the liquidate phase and we discontinue investment in the product and sell down remaining inventory online or through other distribution channels.

The table below illustrates a hypothetical product’s financial performance as it goes through the various phases of our product lifecycle. The table depicts a hypothetical level of net revenue together with estimated gross profit, fulfillment and selling expense and marketing expense, in each case as a percentage of net revenue. These costs primarily reflect the estimated variable costs related to the sale of a product. These amounts are used to determine the product’s net margin as a percent of net revenue. The three phases can be seen in the columns labeled “Launch (3 Months)”, “Sustain (Annualized)” and “Milk (Annualized)”. The column labeled “Sustain Only with Economies of Scale (Annualized)” includes figures that depict a product that has successfully reached the sustain phase with improved gross profit as a percent of net revenue and reduced fulfillment and selling

[Table of Contents](#)

expenses as a percent of net revenue as a result of achieving hypothetical economies of scale. The column labeled “2 Product Portfolio: 1 Sustain + 1 Launch (1 Month)” depicts one month of financial performance for a two product portfolio where one product is in the launch phase and the other product is in the sustain phase. The net revenue for this column is calculated by taking one-third of net revenue from the “Launch (3 Months)” column and one-twelfth of the net revenue in the “Sustain (Annualized)” column. The remaining percentages in the “2 Product Portfolio: 1 Sustain + 1 Launch (1 Month)” column are the weighted-averages from the one third of net revenue from the “Launch (3 Months)” column and one-twelfth of the net revenue in the “Sustain (Annual)”. At any point in time, we will have a blend of products primarily in the launch and sustain phases and we expect that the impact on financial performance from products in the launch phase will decrease over time as a greater portion of our product portfolio is in the sustain phase.

The table below illustrates a hypothetical product launch based on a series of assumptions and does not purport to be indicative of the performance that may be achieved for any specific product. Although management believes the assumptions used preparing this illustration were reasonable as of the date of this prospectus, these assumptions may not prove to be correct. As a result, actual results of any product launch could differ materially from this illustration.

<i>(in dollars)</i>	Launch (3 Months)	Sustain (Annualized)	Sustain Only with Economies of Scale (Annualized)	2 Product Portfolio: 1 Sustain + 1 Launch (1 Month)	Milk (Annualized)
Net revenue	\$300,000	\$2,000,000	\$ 2,000,000	\$ 266,667	\$2,200,000
Gross profit as a percent of net revenue	20%	45%	48%	36%	53%
Fulfillment and selling expenses as a percent of net revenue	38%	31%	29%	34%	28%
Marketing as a percent of net revenue	15%	4%	4%	8%	2%
Net margin as a percent of net revenue (a)	-33%	10%	15%	-6%	23%
Net margin \$ (b)	\$ (99,818)	\$ 200,000	\$ 300,000	\$ (16,606)	\$ 506,000

- (a) Net margin as a percent of net revenue is calculated by taking gross profit as a percent of net revenue less fulfillment and selling expenses as a percent of net revenue and marketing as a percent of net revenue.
- (b) Net margin \$ is calculated by taking net margin as a percent of net revenue multiplied by net revenue.

Product Case Studies

Below are two case studies that we believe show the strength of our AIMEE platform and how we rapidly and successfully identify new product opportunities and to launch, autonomously market and sell products in the rapidly growing global e-commerce market.

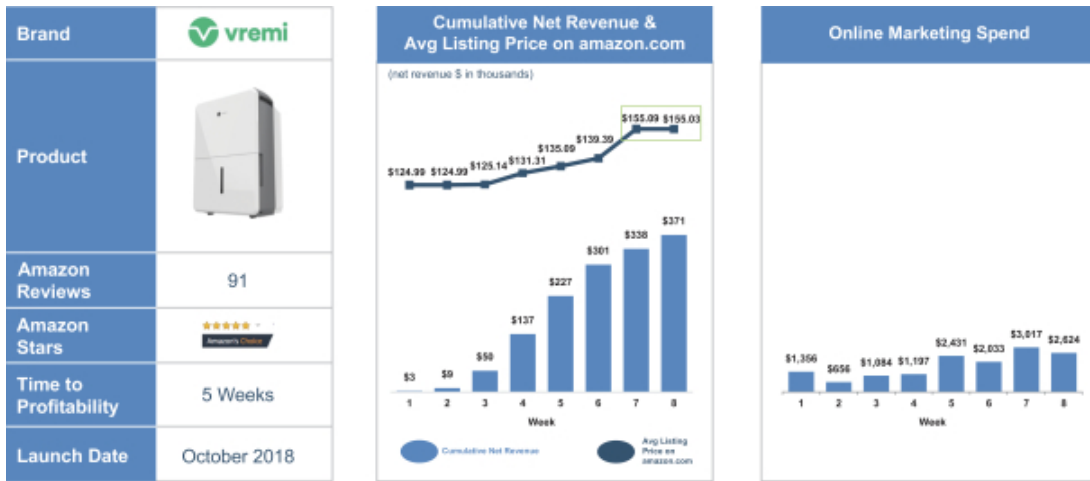
Each case study below shows information regarding the product, including the brand it sold under, the number of reviews and review score as of December 31, 2018, the launch date and how many weeks it took for the product to achieve our target level of profitability. This target level of profitability is based on our products achieving a certain average listing price which then allows us to achieve a certain gross margin and leverage certain of our sales and distribution expenses and our fixed costs. The graphics also show, for the first eight weeks following product launch, the cumulative weekly net revenue for the product, the average listing price on Amazon.com and our online marketing spend which is our largest promotional expense.

The graphics depict how we were able to achieve our target profitability level in less than two months. This is shown as we have achieved a certain average listing price on Amazon.com, as highlighted below, within the eight-week period. The graphs also show how the average selling price stabilizes over the initial eight-week period while online marketing spend reduces or flattens over the same eight-week period. During our initial

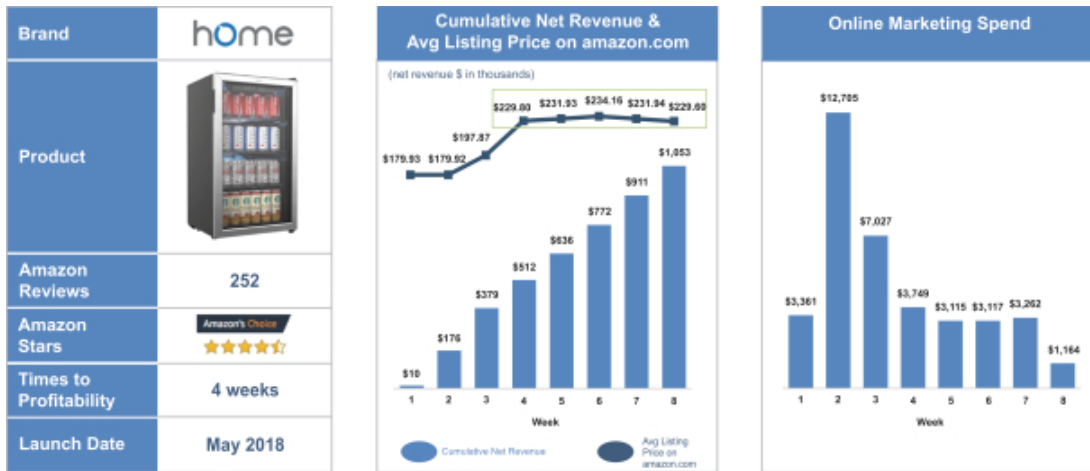
[Table of Contents](#)

phase of the product launch, which can be between two to three months, we expect to spend more in online advertising than would be typically spend once a product moves past this phase.

Case study 1: 30 Pint Dehumidifier



Case study 2: Beverage Refrigerator



Illustrative Platform Business Model

We believe that we can achieve significant operating leverage as we scale our business. Our AIMEE platform is capable of supporting a high level of net revenue without materially increasing our fixed costs. We believe our platform model allows us to continue growing annually at a significant rate while reaching profitability with modest improvements in our variable cost structure. The chart below depicts what we believe our platform business model can achieve under two scenarios, each over a two year period. The first scenario, labeled “\$300 Million No Economies of Scale”, assumes no economies of scale. The second scenario, labeled “\$300 Million With Economies of Scale”, assumes economies of scale. The chart depicts assumed net revenue, assumed gross

[Table of Contents](#)

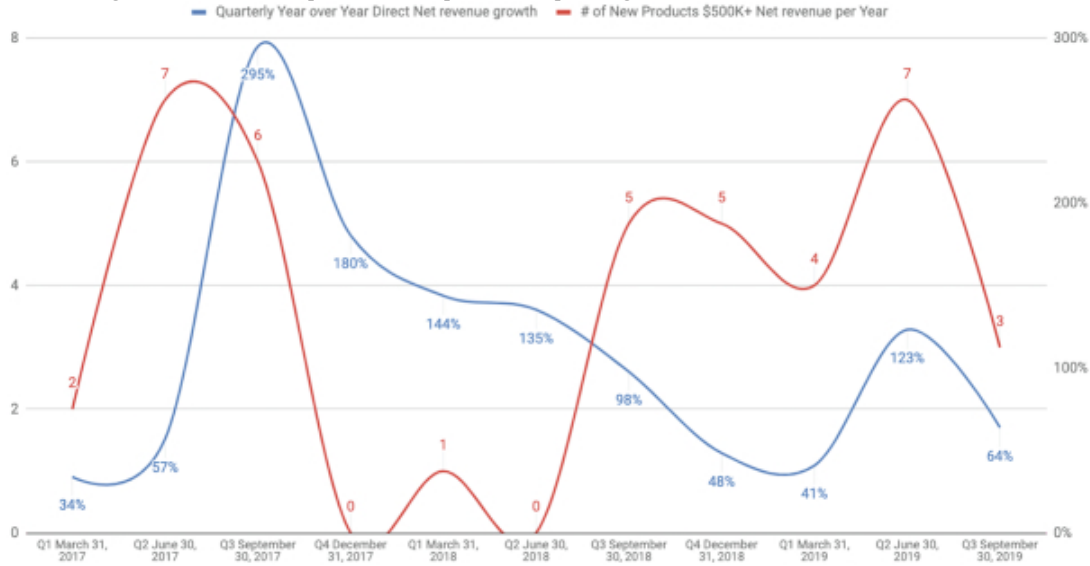
profit as a percent of net revenue, assumed net margin as a percent of net revenue and assumed fixed costs. Each scenario assumes that we launch five new products a month during year one, with 80% of such products reaching the sustain phase and that, in year two no additional new product launches are made and that substantially all of the net revenue is derived from products that have reached the sustain phase. Although management believes the assumptions used in preparing this illustration were reasonable as of the date of this prospectus, these assumptions may not prove to be correct. As a result, actual results could differ materially from this illustration. “Launch as a percentage of net revenue” represents the amount of launch net revenue included in the total revenue within each year. To date, our operating results have included a mix of products in the launch and sustain phases, and we expect such results to include a mix of products in all phases at any given period. The mix of our products in each of their respective phases impacts our operating results. Ultimately, we believe that the future cash flow generated by our products in the sustain phase will outpace the amount that we will reinvest into launching new products, driving profitability at the company level while we continue to invest in growth and technology.

\$ in millions	\$300 Million No Economies of Scale		\$300 Million With Economies of Scale	
	Year 1	Year 2	Year 1	Year 2
Net revenue	\$ 300.0	\$ 398.0	\$ 300.0	\$ 398.0
Gross profit as a percent of net revenue	42.3%	44.8%	44.9%	47.8%
Net margin as a percent of net revenue	5.2%	9.7%	9.7%	14.6%
Net margin (a)	\$ 15.7	\$ 38.5	\$ 29.1	\$ 58.3
Fixed costs (b)	\$ (20.4)	\$ (20.4)	\$ (20.4)	\$ (20.4)
Adjusted platform EBITDA (c)	\$ (4.7)	\$ 18.1	\$ 8.7	\$ 37.8
Launch as a percentage of net revenue	11.0%	0.8%	11.0%	0.8%

- (a) Net margin is calculated by taking the net margin as a percent of net revenue multiplied by net revenue.
- (b) Fixed costs represents the total operating costs less fulfillment, selling and marketing expenses, depreciation and amortization and stock-based compensation expense.
- (c) Adjusted platform EBITDA in the table above is the sum of net margin and fixed costs.

Graphical Growth Driver Analysis

The graph below depicts the impact the timing and number of new product releases has on our net revenue. The graph shows the launch of new products included in direct net revenue which have achieved, or are expected to achieve, more than \$0.5 million in net revenue per year and how the launch of new products subsequently correlates to quarterly year-over-year growth in our direct net revenue. Direct net revenue consists of direct to consumer sales, which is currently the majority of our revenue. We believe, depending on seasonality, that net revenue will increase approximately one or two quarters after a new product launches. As shown in the graph below, new product launches during the quarterly period ended March 31, 2018 through the quarterly period ended September 30, 2018 were minimal as we focused on pricing structure changes and the implementation of our fulfillment platform. This allowed us to start fulfilling product sales ourselves instead of fulfilling through e-commerce platform service providers, which in turn allowed us to reduce our selling and distribution expenses and improve our operating results.

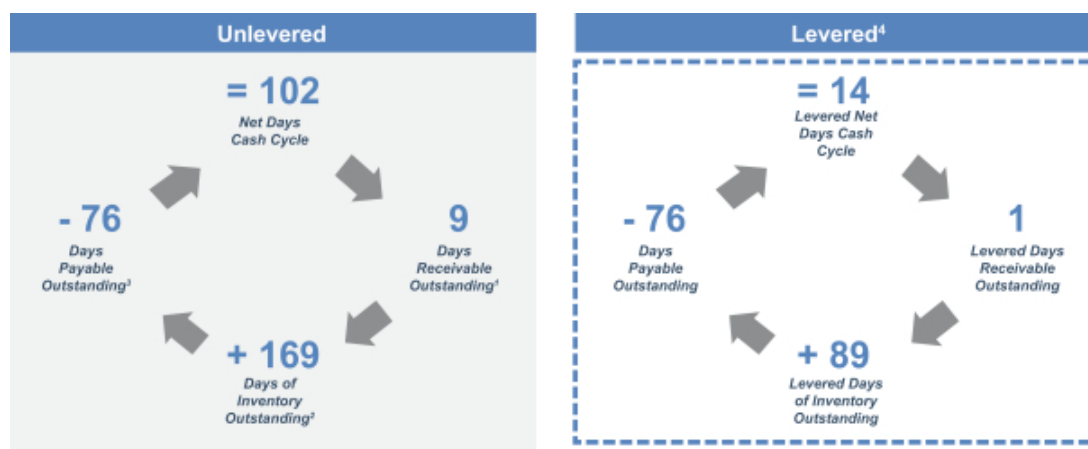


Managed SaaS

We believe that many traditional CPG companies lack the data and the technology platform to be able to act, at scale, in quasi real time to maximize their market share and profitability for the products they own. This provides us with a significant competitive advantage on our owned and operated products compared to our less agile competitors. Given the large number of product categories in existence, we are not able to address all of them with our owned and operated products. To that end, we are now offering to third party brands, for product categories we do not cover, the ability to use AIMEE and create for themselves a significant competitive advantage over other brands. We are in the process of creating a managed SaaS division to offer AIMEE’s capabilities to third-party consumer product brands. We are engaged in discussions with several third-party consumer product brands and are in pilot programs with a number of others. Our offering provides substantially the same capabilities we provide for our owned and operated portfolio of products. We currently structure our offering as a standalone managed SaaS service or, in cases where the third-party’s logistics do not allow for fulfillment direct-to-consumer, as a managed SaaS service coupled with a standard reseller agreement that leverages our integrated direct-to-consumer fulfillment program.

Cash Conversion Cycle

We closely monitor and manage the cash conversion cycle (“CCC”) in order to reduce our cash need as we build inventory as part of our growth strategy. The chart below shows how we have improved our working capital through the use of our credit facilities with MidCap to optimize cash flow. The unlevered information reflects the CCC without the use of any credit facilities while the levered information reflects the past usage of the 2017 Credit Facility and includes full utilization of the Credit Facility based on eligible receivables and inventory (as defined in the MidCap Credit Agreement).



The information in the chart is based on our average net revenue, cost of goods sold, accounts receivable, accounts payable and inventory in each quarter for the year-ended December 31, 2018:

1: The Days Receivable Outstanding for the fiscal year-ended December 31, 2018 is calculated by (i) dividing the average accounts receivable from the table below by the average net revenue from the table below and (ii) multiplying the result by 90.

2: The Days of Inventory Outstanding for the fiscal year-ended December 31, 2018 is calculated by (i) dividing the average inventory from the table below by the average cost of goods sold from the table below and (ii) multiplying the result by 90.

3: The Days Payable Outstanding for the fiscal year-ended December 31, 2018 is calculated by (i) dividing the average accounts payable from the table below by the average of the cost of goods sold from the table below and (ii) multiplying the result by 90.

	March 31, 2018	June 30, 2018	Three Months Ended September 30, 2018	December 31, 2018	Simple Average*
	(in millions)				
Net revenue	\$ 14.3	\$ 14.6	\$ 24.6	\$ 19.7	\$ 18.3
Cost of goods sold	\$ 10.8	\$ 10.8	\$ 14.3	\$ 11.4	\$ 11.8
	March 31, 2018	June 30, 2018	As of September 30, 2018	December 31, 2018	Simple Average
	(in millions)				
Accounts receivable, net	\$ 2.6	\$ 2.2	\$ 1.3	\$ 1.4	\$ 1.9
Inventory	\$ 18.3	\$ 18.5	\$ 21.1	\$ 30.6	\$ 22.1
Accounts payable	\$ 6.8	\$ 6.5	\$ 11.0	\$ 15.4	\$ 9.9

* The simple average is the average of the figures shown in each row.

[Table of Contents](#)

4: The “Levered” section assumes the full use of the available credit in the New Credit Facility utilizing the advance rates for accounts receivable at 85% and eligible inventory at 59%. In determining the levered amounts, we assumed 80% of our inventory would be eligible for borrowing under our New Credit Facility. As such, levered days of inventory outstanding equals one minus the multiplication of the percentage of inventory advance rate times the assumed eligible inventory rate, or $(1-(59\% \times 80\%))$, multiplied by the unlevered average days of inventory outstanding, or 169. For levered days receivable outstanding, it is the average days receivable outstanding, or 9, times one minus the advance rate for accounts receivable, or 85% $(9 \times (1-85\%))$.

Acquisitions

Acquisition Strategy

While we intend to pursue growth from our existing product portfolio and from new product launches, we also intend to pursue growth through strategic acquisitions of digital native brands that have the potential to be quickly on-boarded on our e-commerce platform. When looking at new potential product categories and potential acquisition targets, we apply a make-or-buy analysis based on the data provided from our AIMEE technology platform combined with our assessment of the risks and costs of successfully launching products in the new product category. We intend to pursue acquisitions when the target meets our financial and other criteria, including potential cost saving synergies, growth acceleration and risk mitigation. Cost saving synergies are derived primarily from reduced labor costs because we expect that we will not hire many of the target company’s employees. We expect that these consumer product businesses will typically have built a significant presence on at least one e-commerce marketplace around one or more product categories. We expect that the products of these businesses will have strong unit economics, high product quality and stable supply chains, have developed significant social proof in the form of customer reviews and high search ranking for relevant key words and are in product categories where frequent product improvement is not required. They also tend to have significant concentration risk due to limited product categories, have limited ability to scale as they do not have a technology platform enabling automation and have limited working capital to further enable growth.

On September 10, 2019, we completed the acquisition of the Aussie Health Assets, whose products sell primarily on the Amazon US marketplace, for total consideration of \$1.3 million, which was comprised of cash of \$1.1 million and a promissory note for \$0.2 million, that accrues interest at a rate of 8% per annum and matures on June 10, 2020. We also agreed to pay \$0.1 million in the form of a working capital payment related to the inventory purchased within sixty days of closing.

Intellectual Property

We rely primarily on a combination of trade secrets, trademarks, employee and third-party nondisclosure agreements and licensing arrangements (including open source software) to protect our intellectual property in the United States and internationally. We generally do not pursue patent applications as a means of protecting our intellectual property. We have applied to register or have registered certain of our trademarks in the United States and other jurisdictions, and we will pursue additional trademark registrations to the extent we believe they would be beneficial and cost-effective.

Customers

Our customers are primarily individual online consumers who purchase our products primarily on Amazon US, and to a lesser extent on our owned and operated websites and other market places. In 2017, approximately 98% of our revenue was through or with the Amazon sales platform and in 2018, 95% of our revenue was through or with the Amazon sales platform. Customers in our managed SaaS business consist of third-party consumer product companies who are primarily engaged in pilot programs and are immaterial with respect to our current result of operations.

Seasonality

A majority of our revenues come from online marketplace consumers and sales revenues. Overall, our consumer products have seen revenues that are higher during the second half of the year driven by the summer months, based on our product mix today, and the holiday season. There are no assurances that these trends will continue.

Sales and Marketing

Our sales and marketing strategy and approach is substantially integrated into AIMEE. AIMEE is being developed to allow us to automate price, media buying, search engine optimization and a/b testing leveraging the proprietary technology software and algorithms we have built into AIMEE. We believe this automation will bring significant competitive advantages for our products and SaaS customers alike. For our SKUs, our advertising investment is focused on online channels and e-commerce platforms. Currently our primary focus on advertising spend is online across Amazon, Google and Facebook. Our spend and approach on advertising is different depending on the life cycle of products on our platform. We view and classify products into two key categories: launch and sustain.

The launch phase is for new products being introduced into the marketplace; this stage of advertising spend is aggressive and can last for three months to ensure the product launch is successful, with a focus on search optimization and the development of social proof that our products are meeting customer needs. Once our products reach the sustain phase, our sales and marketing strategy then focuses on price and pay-per-click (“ppc”) optimization, along with a corresponding reduction in spending on search optimization, ranking and social proof.

Third-Party Manufacturing & Logistics

As of September 30, 2019, we contract, through purchase orders, with approximately 40 manufacturers, predominately in China, for all of our consumer products. As of September 30, 2019, we have an operations team of approximately 26 people in Shenzhen, China that performs sourcing, product testing, manufacturer qualification, quality assurance and control and purchasing, among other things. In general, we do not use master agreements with vendors and aim to have flexibility in our supply chain to match our forecasting needs.

We use a combination of Amazon warehouses, other third-party warehouses and logistics partners to fulfill direct-to-consumer orders, through agreements or terms of services. In addition to the Amazon warehouses, in 2018 we began utilizing three strategically located third-party warehouses in California, Indiana and Nevada. We began utilizing warehouses in Indiana and Nevada in the fourth quarter of 2018. Through these third parties, we believe we can deliver products within two days of order through ground shipment across approximately 95% of the U.S. market. Warehouse selection for any particular product depends on the size and other aspects of the products to be warehoused, with a focus on optimizing storage and fulfillment costs. We are focused on driving manufacturing and logistics costs down as we grow, scale and improve our purchasing power.

Competition

The consumer goods and e-commerce market is very competitive. Our competitors include traditional and non-traditional consumer good companies, discount stores, traditional retailers, independent retail stores, the online platforms of these traditional retail competitors and e-commerce companies. As we expand our SaaS business, we also see competitors who offer automation and ideation services for e-commerce platforms, along with e-commerce platforms themselves and consumer goods companies. In areas of CPG, we believe our competitors are Amazon, Helen of Troy, Newell Brands, Frigidaire, Trademark Global and any CPG companies selling products similar to ours in the e-commerce space. In the areas of our proprietary software, we believe our competitors are Amazon, Jungle Scout, Helium 10, Scope, Datahawk, DataWeave, Tallridge, Boomerang Commerce, Adobe and AMZScout. We believe that we are able to compete effectively because of our platform, our A.I. and other automation.

Regulatory Matters/Governmental Regulations

We are subject to a variety of U.S. federal, state and local laws and international laws governing the processing of payments, consumer protection, the privacy of consumer information and other laws regarding unfair and deceptive trade practices.

The products sold by us are also subject to regulation in the United States by governmental agencies, including the U.S. Consumer Product Safety Commission, the Federal Trade Commission, United States Food and Drug Administration, and similar state and international regulatory authorities. We are also subject to environmental laws, rules and regulations, including but not limited to California's Proposition 65. We do not estimate any significant capital expenditures for environmental control matters either in the current fiscal year or in the near future.

We are also subject to regulations relating to our supply chain. For example, the California Transparency in Supply Chains Act requires retail sellers that do business in California to disclose their efforts to eradicate slavery and human trafficking in their supply chains. As part of our vendor qualification process, we review suppliers operations with respect to compliance with applicable labor and workplace standards and other applicable laws, including laws prohibiting child labor, forced labor and unsafe working conditions.

Substantially all of our products are currently manufactured in China, which may result in additional costs, if international trade negotiations result in adverse tariffs on our products.

Although we have not suffered any material restriction from doing business in the past due to government regulation, significant impediments may arise in the future as we expand product offerings.

From time to time, we dispose of obsolete inventory, which is disposed of or destroyed in compliance with applicable laws and regulations.

People

As of September 30, 2019, we had approximately 57 full-time and part-time employees and 86 independent contractors. Of our employees and contractors, 58 are engaged in research and development and 63 are engaged in sales, marketing and operations and 22 are in administrative positions.

As of September 30, 2019, our employees and contractors are based in five offices in seven countries, including 33 in research and development, sales, marketing and operations and administration in our New York office, which is our corporate headquarters, 26 in China where we perform operations and manufacturers inspections, two in Canada where we perform research and development functions, four in Israel where we perform certain sale operations and research and development functions and 38 in the Philippines where we perform customer service and other logistic functions. We also contract 40 consultants predominately for research and development functions in the Ukraine, India and Poland.

Our employees are not represented by any collective bargaining agreements or labor unions.

Facilities/Properties

As of September 30, 2019, we had offices, including shared workspaces, in five locations.

Our New York office with approximately 5,200 square feet of space is our corporate headquarters and is leased for a term of five years expiring in March 2020. Our China office is leased for a term of two years expiring in June 2021.

All our other offices are either shared workspaces or leases with a short-term commitment (month to month).

Legal Proceedings

From time to time, we may be involved in various claims and legal proceedings relating to claims arising out of our operations, primarily with respect to the sale of our consumer products. We believe that there are no pending lawsuits or claims that, individually or in the aggregate, may have a material effect on our business, financial condition or operating results.

Our History and Corporate Information

We were incorporated in Delaware under the name Mohawk Group Holdings, Inc. in March 2018 and were formed solely to effect the Merger (as defined below). Upon incorporation, we issued 897,435 shares of common stock at par value. We have a single direct operating subsidiary, Mohawk Opco, which was incorporated in Delaware in April 2014. As of September 30, 2019, we have multiple operating subsidiaries located in the United States, Canada, Ireland and China and conduct various aspects of our business in a number of other geographic locations including Philippines, Israel, Poland, France and Ukraine.

On September 4, 2018, pursuant to the Merger Agreement, MGH Merger Sub, Inc. merged with and into Mohawk Opco, with Mohawk Opco remaining as the surviving entity and becoming a wholly-owned operating subsidiary of our Company. This transaction is referred to herein as the Merger. The Merger was effective as of September 4, 2018 upon the filing of a Certificate of Merger with the Secretary of State of the State of Delaware.

Pursuant to the Merger, we acquired the business of Mohawk Opco, a rapidly growing technology-enabled consumer products company. We entered into the Merger because the investor syndicate, represented by Katalyst Securities LLC, required this structure as a condition to Mohawk Opco's private placement offering of its Series C Preferred Stock. Mohawk Opco continued (and currently continues) as the operating company of our Company group following the Merger. At the Effective Time, each outstanding share of Mohawk Opco's common and preferred stock (other than shares of Mohawk Opco's Series C Preferred Stock) issued and outstanding immediately prior to the closing of the Merger was exchanged for 0.31310798 shares of our common stock, each outstanding share of Mohawk Opco's Series C Preferred Stock issued and outstanding immediately prior to the closing of the Merger was exchanged for 0.2564103 shares of our common stock, and each outstanding warrant to purchase shares of Mohawk Opco's Series C Preferred Stock was exchanged for a warrant to purchase 0.2564103 shares of our common stock and retained the exercise price per share of \$15.60. As a result, an aggregate of 10,636,755 shares of our common stock were issued to the holders of Mohawk Opco's capital stock after adjustments due to rounding for fractional shares, and warrants to purchase 44,871 shares of our common stock were issued to former holders of warrants to purchase shares of Mohawk Opco's Series C Preferred Stock. In addition, on September 4, 2018, we issued warrants to purchase an aggregate of 196,364 shares of our common stock with an exercise price of \$15.60 per share to certain accredited investors as consideration for providing certain placement agent services to Mohawk Opco. See the section of this prospectus entitled "Description of Capital Stock—Warrants" below for more information. In addition, pursuant to the Merger Agreement, options to purchase 302,911 shares of Mohawk Opco's common stock with a weighted-average exercise price of \$7.49 issued and outstanding immediately prior to the closing of the Merger were assumed and exchanged for options to purchase 369,885 shares of our common stock with a weighted-average exercise price of \$6.16. See the section of this prospectus entitled "Description of Capital Stock—Options" below for more information.

The Merger was a reverse recapitalization for financial reporting purposes. Before the Merger, we had no operations, no cash and no debt. No stockholder obtained control of our Company as a result of the Merger. Mohawk Opco stockholders obtained 92% of our voting interests and continued to control our Company after the Merger. As a result, no step-up in basis was recorded and the net assets of Mohawk Opco are stated at historical cost. The Merger was intended to be treated as a reorganization under Section 368(a) of the Internal Revenue Code of 1986, as amended.

The Merger is reflected in the financial statements and financial disclosures as if the Merger was effective as of the earliest period presented. Operations prior to the Merger are the historical operations of Mohawk Opco.

[Table of Contents](#)

Our principal executive offices are located at 37 East 18th Street, 7th Floor, New York, NY 10003, and our telephone number is (347) 676-1681. Our website address is www.mohawkgp.com. We do not incorporate the information on, or accessible through, our website into this prospectus, and you should not consider any information on, or accessible through, our website as part of this prospectus. We have included our website address in this prospectus solely as an inactive textual reference.

MANAGEMENT

Executive Officers and Directors

The following table provides information regarding our executive officers and directors as of November 30, 2019:

<u>Name</u>	<u>Age</u>	<u>Position(s)</u>
<i>Executive Officers:</i>		
Yaniv Sarig	42	President and Chief Executive Officer, Director
Fabrice Hamaide	54	Chief Financial Officer, Director
Joseph A. Risico	46	General Counsel
Peter Datos	53	Chief Operating Officer
Mihal Chaouat-Fix	39	Chief Product Officer
Tomer Pascal	39	Chief Revenue Officer
Roi Zahut	32	Chief Technology Officer
<i>Non-Employee Directors:</i>		
William Kurtz	62	Director
Stephen Liu, M.D.	59	Director
Greg B. Petersen	56	Director
Amy von Walter	45	Director

Executive Officers

Yaniv Sarig has served as a director and our President and Chief Executive Officer since September 2018, is a co-founder of Mohawk Opco and has served as a director and President and Chief Executive Officer of Mohawk Opco since June 2014. Prior to co-founding Mohawk, Mr. Sarig led the Financial Services Engineering department at Coverity, a leading software startup providing code quality and security solutions for top financial institutions and hedge funds in New York including NYSE, Nasdaq, JPMC and Barclays, from April 2012 to April 2014. Before joining Coverity, Mr. Sarig held lead technical roles at Bloomberg from October 2011 to April 2012 and EPIQ Systems, Inc. (Nasdaq:EPIQ), a legal process outsourcing company, from February 2006 to October 2011. Prior to moving to New York City, Mr. Sarig lived in Israel where he held various software engineering roles at startups from various industries including companies involved in digital printing solutions and military navigation systems. Mr. Sarig also served in the IDF Special Forces from November 1995 to November 1998, where he obtained the rank of Sergeant First Class. Mr. Sarig holds a Bachelor of Science in Computer Science from Touro College, is fluent in English, French, Hebrew and C++. We believe that Mr. Sarig is qualified to serve as a member of our board of directors based on the perspective and experience he brings as co-founder and President and Chief Executive Officer of Mohawk Opco.

Fabrice Hamaide has served as a director and our Chief Financial Officer since September 2018 and has served as Chief Financial Officer of Mohawk Opco since July 2017. Prior to joining Mohawk, Mr. Hamaide held numerous financial, CFO and President roles in various technology and consumer product companies in Europe and in the U.S. such as Pikel, Inc. (TV Everywhere, Over-the-Top (“OTT”) SaaS) from July 2012 to March 2017, Atari (video game developer, publisher and distributor) from May 2008 to March 2010, Parrot (drone and Bluetooth consumer electronics) from November 2005 to February 2008 and Logitech (PC / TV peripherals) from February 1996 to April 1997. Mr. Hamaide holds an MBA from Columbia Business School, an MS in Information Systems design from the Sorbonne University and a BS in Applied Mathematics from Jussieu University. A petition of bankruptcy was filed by Pikel, Inc. (f/k/a Kit Digital Inc.) in April 2013. We believe that Mr. Hamaide is qualified to serve as a member of our board of directors based on the perspective and experience he brings from serving as a Chief Financial Officer for public companies and serving as a board member for private companies.

[Table of Contents](#)

Joseph A. Risico has served as our General Counsel since September 2018 and has served as General Counsel for Mohawk Opco since February 2018. Prior to joining Mohawk, Mr. Risico held a number of legal and business positions, most recently at AutoModality, Inc., a UAV flight control software company, where he served as Chief Operating Officer and General Counsel from February 2017 to February 2018, Ecovative Design LLC, a biomaterials company, where he served as General Counsel and Head of Business Development from August 2011 to February 2017, and 3M Company, where he served as the General Counsel of 3M's corporate ventures business from May 2010 to July 2011. Mr. Risico started his legal career as a corporate associate at the law firm of Cravath, Swaine & Moore LLP from August 2001 to June 2006. Mr. Risico holds a B.A. from New York University with concentrations in accounting and economics and a J.D. from Columbia Law School. Mr. Risico also holds a CPA (not active).

Peter Datos has served as our Chief Operating Officer since September 2018. Prior to joining Mohawk, he was head of supply chain for Warby Parker, an online retailer of prescription glasses, from April 2016 to September 2018. Mr. Datos has held a variety of roles across operations (sourcing, procurement, manufacturing, distribution, customer service, IT, finance and corporate strategy) with companies such as L'Oreal, a personal care company, from September 2011 to February 2016, Unilever, a consumer goods company, from June 1990 to March 2001 and Scholastic, a publishing, education and media company, from March 2001 to April 2008. He holds a B.S. in Operations Research and Industrial Engineering from Cornell University and an M.B.A. in Finance and Marketing from New York University.

Mihal Chaouat-Fix has served as our Chief Product Officer since September 2018. Prior to taking the Chief Product Officer role, since June 2014 Ms. Chaouat-Fix served as our Chief Operating Officer, where she was responsible for our day-to-day leadership and operational management. Prior to joining Mohawk, Ms. Chaouat-Fix worked in various strategic roles from April 2000 to March 2014 at Gottex Models Ltd., an international fashion swimwear company. Among her various roles spanning operations and marketing, she oversaw manufacturing, supply chain and distribution of 12 million units a year to over 40 countries world-wide.

Tomer Pascal has served as our Chief Revenue Officer since September 2018 and has served as the Chief Revenue Officer for Mohawk Opco since August 2017. Prior to joining Mohawk, he was the Chief Executive Officer and co-founder for OMG Studios, a developer of digital media and advertising software products, from January 2015 to January 2016 and in various roles at Perion, an ad-tech company, from September 2009 to January 2015. Mr. Pascal has held a variety of co-founder and general manager roles focusing on marketing and revenue growth for companies in media and technology. He served in the Israeli military from August 1998 to October 2003 and was a company commander for certain special combat units and when he left the military in 2003 he held the rank of Captain.

Roi Zahut has served as our Chief Technology Officer since January 2019. Prior to joining Mohawk, he served in a number of roles, including as the CTO of the Advanced Analytics global consulting team at IBM and as the architect of IBM Metropulse, a retail & CPG analytics platform, from October 2016 to January 2019. Prior to that, Mr. Zahut lived in Israel where he held senior technical, business and data science roles in startups and consulting companies including IBM Israel from January 2015 to October 2016, Brainbow Ltd from October 2013 to January 2015 and Matrix IT Ltd, an information technology company, from October 2008 to October 2011, working across industries (CPG, industrial and defense). Mr. Zahut also served in the Israeli Air Force from September 2005 to October 2008 where he obtained the rank of Sergeant First Class. Mr. Zahut holds an MSc in Neuroscience with distinction from Bar Ilan University.

Non-Employee Directors

William Kurtz has served as a director since August 2019. Mr. Kurtz is a senior financial and operations executive with over 30 years of experience operating as chief financial officer or chief operating officer at several private and public technology companies on the East Coast and in Silicon Valley. Since 2016, he has served as a member of the board of directors of Verint Systems Inc., an analytics company, and he currently

serves as chairman of its Audit Committee. Mr. Kurtz has served as a Strategic Advisor for Bloom Energy Corporation, a manufacturer of on-site power generation platforms, since January 2019 and previously served as its Chief Commercial Officer (from May 2015 to December 2018) and Chief Commercial & Financial Officer (from March 2008 to May 2015). Mr. Kurtz has also held a number of CFO or other senior finance and operations roles at a variety of organizations, including Novellus Systems, Inc. (from September 2005 to February 2008), Engenio Information Technologies, Inc. (from March 2004 to August 2005), 3PARdata, Inc. (from July 2001 to February 2004), Scient Corporation (from August 1998 to June 2001), AT&T Corporation (from July 1983 to July 1998) and Price Waterhouse & Co./Brout & Company (from June 1979 to July 1983). Mr. Kurtz also served as a member of the board of directors and chair of the audit committee of Violin Memory Inc. (from November 2014 to February 2017), PMC-Sierra, Inc. (from April 2003 to January 2016), AuraSound, Inc. (from August 2010 to April 2012), ONStor, Inc. (from January 2008 to July 2009) and Redback Networks Inc. (from October 1999 to January 2007). Mr. Kurtz holds a Bachelor of Science in Commerce from Rider University and a Master of Science in Management Sciences from Stanford University. We believe Mr. Kurtz is qualified to serve as a member of our board of directors due to his experience in chief financial officer and chief operating officer roles and his experience in private and public technology companies.

Stephen Liu, M.D. has served as a director since September 2018. Dr. Liu brings more than 25 years of experience as a physician-executive, entrepreneur, an academic orthopedic surgeon specializing in sports medicine and a senior clinical advisor to several medical device companies and financial organizations in the U.S. and Asia. Dr. Liu is both a General Partner and Venture Partner in multiple healthcare ventures, including Bio Ventures Investors Fund since 2014, Uptick Healthcare Advisors Fund since 2016, and IFGWorld Health Investment Fund since 2015, all of which are strategically focused on making investments in medical technology and the specialized health care space. He has been the executive Chairman/Founder of IFGworld, a virtual reality contents and streaming platform focused on mental wellness since 2017. He has been on the board of POC Medical Systems Inc., a breast cancer diagnostic company, since 2016. He also served as a member of the Board of Directors of American International Bank from 1997 to 2000, as Chairman/founder of Interbusiness Bank from September 2000 to September 2008 and as Chairman/founder of First China Capital Partners from 2010 to 2012, all of which were acquired. Dr. Liu was a two-term Chairman of the National Association of Chinese-American Bankers Association from 2005 to 2007. In 2013 he was elected as a founding board member of the Yale Asia Development Council. He has served on the board of Center Theater Group and World Affairs Council in Los Angeles. He was the recipient of the Verdugo Hills Hospital Foundation Humanitarian Award. Dr. Liu holds a B.A. in Biology and Psychology from UCLA and an M.D. from the University of Southern California. On April 2, 2018, we entered into a letter agreement with IFG Health, Inc. (the "Letter Agreement"). Under the Letter Agreement, we agreed to appoint Dr. Liu to our board of directors. We believe Dr. Liu is qualified to serve as a member of our board of directors due to his extensive experience with product and technology companies, including his experience as a venture capitalist investing in product and technology companies.

Greg B. Petersen has served as a director since June 2019. Mr. Petersen has served on three other public company boards and has extensive experience as a Chief Financial Officer and executive at several software companies. Since 2007, he has served as a member of the board of directors of PROS Holdings, Inc., a provider of artificial intelligence solutions that powers commerce in the digital economy, and serves as chairman of its Compensation and Leadership Development Committee and as a member of its Audit Committee. Mr. Petersen also served on the board of directors of Diligent Corporation (2013 to 2016), a provider of enterprise governance management solutions, and Pikel, Inc. (2012 to 2017), which designs, builds and manages online video services. He was also an advisory board member at Synthesio (2014 to 2016), a provider of social listening tools. Mr. Petersen served as the chairman of the audit committee at Diligent and Pikel. Mr. Petersen has served as the president of Brookview Capital Advisors, an operations and investment advisory business, since 2016. From 2014 to 2015, he served as Executive Vice Chairman at Diligent Corporation. Mr. Petersen previously served as Chief Financial Officer for CBG Holdings, a provider of virtual banking services, from 2011 to 2012, Lombardi Software, Inc., a business process management software provider (which was sold to IBM in 2010), from 2008 to 2010 and Activant Solutions, Inc., a provider of business management solutions to retail and wholesale distribution businesses, from 2001 to 2007. Mr. Petersen previously served in executive roles with Trilogy

[Table of Contents](#)

Software, a provider of enterprise software and business services, from 1999 to 2001 and RailTex, a short-line and regional rail service provider, from 1997 to 1999. Mr. Petersen began his career with American Airlines, Inc. (Nasdaq:AAL), including serving as managing director of corporate development where he led a project to create Sabre Holdings, Inc. (Nasdaq:SABR) and complete its IPO. Mr. Petersen worked at American Airlines, Inc. from 1989 to 1997. Mr. Petersen holds a Bachelor of Arts in Economics from Boston College and a Master of Business Administration from the Fuqua School of Business at Duke University. A petition of bankruptcy was filed by Piksel, Inc. (f/k/a Kit Digital Inc.) in April 2013. We believe Mr. Petersen is qualified to serve as a member of our board of directors due to his business and leadership experience in software companies, merger and acquisition experience and extensive financial planning, accounting, governance, compensation planning and risk management knowledge.

Amy von Walter has served as a director since June 2019. Ms. von Walter has served as the Global Chief Communications Officer for The Nature's Bounty Co., a privately held, global manufacturer, marketer and online seller in the nutritional market, since August 2018. Ms. von Walter has held a number of senior level communications leadership roles at a variety of organizations, including Toys "R" Us, Inc. (March 2016 to August 2018), Best Buy Co., Inc. (NYSE:BBY) (September 2012 to March 2016), Medtronic PLC (NYSE:MDT) (October 2011 to September 2012), HealthPartners & Regions Hospital (May 2008 to October 2011), Target Corporation (NYSE:TGT) (December 2006 to May 2008) and the Department of Homeland Security (December 2006 to May 2008). She is an expert in crises and issues, having joined the Department of Homeland Security during its early days following 9/11 and having spent much of her career in this space. Ms. von Walter has deep experience in highly complex scenarios, including turnarounds, proxy battles and restructuring, and has managed reputational threats ranging from cybersecurity and terrorism to labor strife, privacy issues, recalls and employee misconduct. Ms. von Walter holds a Bachelor of Arts in Broadcast Journalism and Public Relations from the University of Minnesota, and later served as an adjunct professor at its School of Journalism in 2016. She has served as an advisory board member for the USC Annenberg Center for Public Relations since 2016 and previously served on several nonprofit boards, including Oakland-based Techbridge Girls, where she helped manage the exit of its CEO/founder, and Minnesota-based ACES, a nonprofit dedicated to helping low-income students close the achievement gap. We believe Ms. von Walter is qualified to serve as a member of our board of directors due to her experience in the consumer packaged goods and retail industries as well as her expertise in communications, crisis management and public relations.

There are no family relationships among any of the directors or executive officers except that Yaniv Sarig and Mihal Chaouat-Fix are siblings.

Board of Directors

Our business and affairs are managed under the direction of our board of directors, which consists of six members. The primary responsibilities of our board of directors are to provide oversight, strategic guidance, counseling and direction to our management.

In accordance with our amended and restated certificate of incorporation and our amended and restated bylaws, our board of directors is divided into three classes with staggered three-year terms. Only one class of directors will be elected at each annual meeting of our stockholders, with the other classes continuing for the remainder of their respective three-year terms. Our directors are divided among the three classes as follows:

- our class I directors are Mr. Kurtz and Dr. Liu and their term will expire at the annual meeting of stockholders to be held in 2020;
- our class II directors are Mr. Petersen and Ms. von Walter and their term will expire at the annual meeting of stockholders to be held in 2021; and
- our class III directors are Mr. Sarig and Mr. Hamaide and their term will expire at the annual meeting of stockholders to be held in 2022.

[Table of Contents](#)

At each annual meeting of stockholders, the successors to the directors whose term will then expire will be elected to serve from the time of election and qualification until the third annual meeting following election. In addition, the authorized number of directors may be changed only by resolution of our board of directors. Any additional directorships resulting from an increase in the number of directors will be distributed among the three classes so that, as nearly as possible, each class will consist of one-third of the directors. This classification of our board of directors may have the effect of delaying or preventing a change of our management or a change in control.

Director Independence

Under the rules and listing standards of The Nasdaq Stock Market LLC (the “Nasdaq Rules”), a majority of the members of our board of directors must satisfy the Nasdaq Rules criteria for “independence”. No director qualifies as independent under the Nasdaq Rules unless our board of directors affirmatively determines that the director does not have a relationship with us that would impair independence (directly or as a partner, stockholder or officer of an organization that has a relationship with us). Our board of directors has determined that Dr. Liu, Mr. Kurtz, Mr. Petersen and Ms. von Walter are independent directors as defined under the Nasdaq Rules. Yaniv Sarig and Fabrice Hamaide are not independent under the Nasdaq Rules as a result of their position as our Chief Executive Officer and our Chief Financial Officer, respectively.

Committees of the Board of Directors

Our board of directors has established standing audit, compensation and nominating and corporate governance committees. The composition and responsibilities of each of the committees of our board of directors is described below. Members serve on these committees until their resignation or removal or until otherwise determined by our board of directors.

Audit Committee

Our audit committee is comprised of Mr. Petersen, Mr. Kurtz, Dr. Liu and Ms. von Walter, with Mr. Petersen serving as Chairperson of the committee. Each member of the audit committee must be independent as defined under the applicable Nasdaq Rules and SEC rules and financially literate under the Nasdaq Rules. Our board of directors has determined that each member of the audit committee is “independent” and “financially literate” under the Nasdaq Rules and the SEC and that Mr. Petersen is an “audit committee financial expert” under the rules of the SEC. The responsibilities of the audit committee are included in a written charter. The audit committee acts on behalf of our board of directors in fulfilling our board of directors’ oversight responsibilities with respect to our accounting and financial reporting processes, the systems of internal control over financial reporting and audits of financial statements and reports and also assists our board of directors in its oversight of the quality and integrity of our financial statements and reports and the qualifications, independence and performance of our independent registered public accounting firm. For this purpose, the audit committee performs several functions. The audit committee’s responsibilities include, among others:

- appointing, determining the compensation of, retaining, overseeing and evaluating our independent registered public accounting firm and any other registered public accounting firm engaged for the purpose of performing other review or attest services for us;
- prior to commencement of the audit engagement, reviewing and discussing with the independent registered public accounting firm a written disclosure by the prospective independent registered public accounting firm of all relationships between us, or persons in financial oversight roles with us, and such independent registered public accounting firm or their affiliates;
- determining and approving engagements of the independent registered public accounting firm, prior to commencement of the engagement, and the scope of and plans for the audit;
- monitoring the rotation of partners of the independent registered public accounting firm on our audit engagement;

[Table of Contents](#)

- reviewing with management and the independent registered public accounting firm any fraud that includes management or other employees who have a significant role in our internal control over financial reporting and any significant changes in internal controls;
- establishing and overseeing procedures for the receipt, retention and treatment of complaints regarding accounting, internal accounting controls or auditing matters and the confidential and anonymous submission by employees of concerns regarding questionable accounting or auditing matters;
- reviewing the results of management’s efforts to monitor compliance with our programs and policies designed to ensure compliance with laws and rules; and
- reviewing and discussing with management and the independent registered public accounting firm the results of the annual audit and the independent registered public accounting firm’s assessment of the quality and acceptability of our accounting principles and practices and all other matters required to be communicated to the audit committee by the independent registered public accounting firm under generally accepted accounting standards, the results of the independent registered public accounting firm’s review of our quarterly financial information prior to public disclosure and our disclosures in our periodic reports filed with the SEC.

The audit committee will review, discuss and assess its own performance and composition at least annually. The audit committee will also periodically review and assess the adequacy of its charter, including its role and responsibilities as outlined in its charter, and recommend any proposed changes to our board of directors for its consideration and approval.

Compensation Committee

Our compensation committee is comprised of Ms. von Walter, Mr. Kurtz and Mr. Petersen, with Ms. von Walter serving as Chairperson of the committee. Our board of directors has determined that each member of the committee is “independent” under the Nasdaq Rules and all applicable laws. Each of the members of this committee is also a “nonemployee director” as that term is defined under Rule 16b-3 of the Exchange Act. The compensation committee acts on behalf of our board of directors to fulfill our board of directors’ responsibilities in overseeing our compensation policies, plans and programs; and in reviewing and determining the compensation to be paid to our executive officers and non-employee directors. The responsibilities of the compensation committee are included in its written charter. The compensation committee’s responsibilities include, among others:

- reviewing, modifying and approving (or, if it deems appropriate, making recommendations to our board of directors regarding) our overall compensation strategy and policies, and reviewing, modifying and approving corporate performance goals and objectives relevant to the compensation of our executive officers and other senior management;
- determining and approving (or, if it deems appropriate, recommending to our board of directors for determination and approval) the compensation and terms of employment of our Chief Executive Officer, including seeking to achieve an appropriate level of risk and reward in determining the long-term incentive component of the Chief Executive Officer’s compensation;
- determining and approving (or, if it deems appropriate, recommending to our board of directors for determination and approval) the compensation and terms of employment of our executive officers and other members of senior management;
- reviewing and approving (or, if it deems appropriate, making recommendations to our board of directors regarding) the terms of employment agreements, severance agreements, change-of-control protections and other compensatory arrangements for our executive officers and other senior management;
- conducting periodic reviews of the base compensation levels of all of our employees generally;

[Table of Contents](#)

- reviewing and approving the type and amount of compensation to be paid or awarded to non-employee directors;
- reviewing and approving the adoption, amendment and termination of our stock option plans, stock appreciation rights plans, pension and profit sharing plans, incentive plans, stock bonus plans, stock purchase plans, bonus plans, deferred compensation plans, 401(k) plans, supplemental retirement plans and similar programs, if any; and administering all such plans, establishing guidelines, interpreting plan documents, selecting participants, approving grants and awards and exercising such other power and authority as may be permitted or required under such plans; and
- reviewing our incentive compensation arrangements to determine whether such arrangements encourage excessive risk-taking, reviewing and discussing at least annually the relationship between our risk management policies and practices and compensation and evaluating compensation policies and practices that could mitigate any such risk.

In addition, once we cease to be an “emerging growth company”, as defined in the JOBS Act, the responsibilities of the Compensation Committee will also include:

- reviewing and recommending to our board of directors for approval the frequency with which we conduct a vote on executive compensation, taking into account the results of the most recent stockholder advisory vote on the frequency of the vote on executive compensation, and reviewing and approving the proposals regarding the frequency of the vote on executive compensation to be included in our annual meeting proxy statements; and
- reviewing and discussing with management our Compensation Discussion and Analysis, and recommending to our board of directors that the Compensation Discussion and Analysis be approved for inclusion in our annual reports on Form 10-K, registration statements and our annual meeting proxy statements.

Under its charter, the compensation committee may form, and delegate authority to, subcommittees as appropriate. The compensation committee will review, discuss and assess its own performance and composition at least annually. The compensation committee will also periodically review and assess the adequacy of its charter, including its role and responsibilities as outlined in its charter, and recommend any proposed changes to our board of directors for its consideration and approval.

Nominating and Corporate Governance Committee

Our nominating and corporate governance committee is comprised of Mr. Kurtz, Mr. Petersen and Ms. von Walter, with Mr. Kurtz serving as Chairperson of the committee. Our board of directors has determined that each member of the committee is “independent” under the Nasdaq Rules and all applicable laws. The responsibilities of the nominating and corporate governance committee are included in its written charter. The nominating and corporate governance committee acts on behalf of our board of directors to fulfill our board of directors’ responsibilities in overseeing all aspects of our nominating and corporate governance functions. The responsibilities of the nominating and corporate governance committee include, among others:

- making recommendations to our board of directors regarding corporate governance issues;
- identifying, reviewing and evaluating candidates to serve as directors (consistent with criteria approved by our board of directors);
- determining the minimum qualifications for service on our board of directors;
- reviewing and evaluating incumbent directors;
- instituting and overseeing director orientation and director continuing education programs;
- serving as a focal point for communication between candidates, non-committee directors and our management;

[Table of Contents](#)

- recommending to our board of directors for selection candidates to serve as nominees for director for the annual meeting of stockholders;
- making other recommendations to our board of directors regarding matters relating to the directors;
- reviewing succession plans for our Chief Executive Officer and our other executive officers; and
- considering any recommendations for nominees and proposals submitted by stockholders.

The nominating and corporate governance committee will periodically review, discuss and assess the performance of our board of directors and the committees of our board of directors. In fulfilling this responsibility, the nominating and corporate governance committee will seek input from senior management, our board of directors and others. In assessing our board of directors, the nominating and corporate governance committee will evaluate the overall composition of our board of directors, our board of directors' contribution as a whole and its effectiveness in serving our best interests and the best interests of our stockholders. The nominating and corporate governance committee will review, discuss and assess its own performance and composition at least annually. The nominating and corporate governance committee will also periodically review and assess the adequacy of its charter, including its role and responsibilities as outlined in its charter, and recommend any proposed changes to our board of directors for its consideration and approval.

Role of Board in Risk Oversight Process

Our board of directors is responsible for overseeing our overall risk management process. The responsibility for managing risk rests with executive management while the committees of our board of directors and our board of directors as a whole participate in the oversight process. Our board of directors' risk oversight process builds upon management's risk assessment and mitigation processes, which include reviews of long-term strategic and operational planning, executive development and evaluation, regulatory and legal compliance and financial reporting and internal controls with respect to areas of potential material risk, including operations, finance, legal, regulatory, cybersecurity, strategic and reputational risk.

Executive Officers

Our executive officers are elected by, and serve at the discretion of, our board of directors.

Code of Conduct and Ethics

We have adopted a written code of conduct and ethics that applies to our directors, officers and employees, including our principal executive officer, principal financial officer, principal accounting officer or controller, or persons performing similar functions. Our code of conduct and ethics is available at the investor relations section of our website at www.mohawkgp.com. In addition, we intend to post on our website all disclosures that are required by law or the listing standards of the Nasdaq Capital Market concerning any amendments to, or waivers of, any provision of the code of conduct. We do not incorporate the information on, or accessible through, our website into this prospectus, and you should not consider any information on, or accessible through, our website as part of this prospectus. We have included our website address in this prospectus solely as an inactive textual reference.

Compensation Committee Interlocks and Insider Participation

None of the members of our compensation committee has at any time in the past year been one of our officers or employees. None of our executive officers currently serves, or in the past year has served, as a member of the board of directors or compensation committee of any entity that has one or more executive officers serving on our board of directors or compensation committee.

[Table of Contents](#)

Non-Employee Director Compensation

Historically, we have not had a non-employee director compensation program. However, pursuant to the Letter Agreement, we have agreed to pay Dr. Stephen Liu an annual retainer of \$50,000. In 2018, we granted Dr. Liu options to purchase our common stock in connection with his commencement of service with us. Asher Delug served as a non-employee director until June 2019, is associated with one of our principal investors and was not compensated for service on our board of directors. In addition, we reimburse Dr. Liu for travel and other necessary business expenses incurred in the performance of his services for us.

We may adopt a compensation program for our non-employee directors in the future.

See the section of this prospectus entitled “Executive Officer Compensation” for information regarding the compensation earned by Mr. Sarig, our Chief Executive Officer, and Mr. Hamaide, our Chief Financial Officer.

2018 Director Compensation Table

<u>Name</u>	<u>Fees Earned or Paid in Cash (\$)</u>	<u>Option awards (\$)(1)</u>	<u>All Other Compensation (\$)</u>	<u>Total (\$)</u>
Asher Delug	\$ —	\$ —	\$ —	\$ —
Stephen Liu, M.D. (2)	\$ 50,000 (3)	\$453,000 (4)	\$ —	\$503,000 (3)

- (1) The amounts in this column represent the aggregate grant date fair value of the option awards computed in accordance with FASB ASC Topic 718. Assumptions used in the calculation of these amounts are included in Note 11 to our consolidated financial statements included elsewhere in this prospectus. These amounts do not reflect the actual economic value that will be realized by the director upon the vesting of the stock options, the exercise of the stock options or the sale of the common stock underlying such stock options.
- (2) Dr. Liu was appointed to our board of directors on September 19, 2018.
- (3) Pursuant to the Letter Agreement, Dr. Liu is entitled to an annual retainer of \$50,000. This retainer was not paid for the 2018 fiscal year and, to date, has not been paid to Dr. Liu.
- (4) Pursuant to the Letter Agreement, Dr. Liu received an option award for 38,461 shares of our common stock. As of December 31, 2018, Dr. Liu held an option to purchase an aggregate of 38,461 shares of common stock.

EXECUTIVE OFFICER COMPENSATION

The information in this section summarizes the compensation earned by our executive officers.

Our named executive officers for the year-ended December 31, 2018 (“Named Executive Officers”) are:

- Yaniv Sarig, our President and Chief Executive Officer;
- Fabrice Hamaide, our Chief Financial Officer; and
- Joseph A. Risico, our General Counsel.

Summary Compensation Table

The following table sets forth certain information with respect to the compensation paid to the Named Executive Officers for the years-ended December 31, 2017 and December 31, 2018:

<u>Name and principal position</u>	<u>Year</u>	<u>Salary/ Fees (\$)</u>	<u>Bonus (\$)</u>	<u>Non-equity Incentive Plan Compensation (\$)</u>	<u>Option awards (\$)⁽¹⁾</u>	<u>All Other Compensation (\$)</u>	<u>Total (\$)</u>
Yaniv Sarig	2018	237,500	175,000	—	3,322,000	—	3,734,500
<i>President and Chief Executive Officer</i>	2017	150,000	—	—	—	—	150,000
Fabrice Hamaide	2018	300,000	175,000	—	2,718,000	—	3,193,000
<i>Chief Financial Officer (2)</i>	2017	150,000	—	—	661,768	—	811,768
Joseph A. Risico	2018	207,993	75,000	—	1,630,800	—	1,913,793
<i>General Counsel (3)</i>							

- (1) The amounts in this column represent the aggregate grant date fair value of the option awards computed in accordance with FASB ASC Topic 718. Assumptions used in the calculation of these amounts are included in Note 11 to our consolidated financial statements included elsewhere in this prospectus. These amounts do not reflect the actual economic value that will be realized by the Named Executive Officer upon the vesting of the stock options, the exercise of the stock options or the sale of the common stock underlying such stock options.
- (2) Mr. Hamaide began his contract with us on June 17, 2017.
- (3) Mr. Risico was appointed our General Counsel effective February 6, 2018.

Narrative Disclosure to Summary Compensation Table

Base Salaries

We use base salaries to recognize the experience, skills, knowledge and responsibilities required of all our employees, including our named executive officers. Base salaries are reviewed annually, typically in connection with our annual performance review process, and adjusted from time to time to realign salaries with market levels after taking into account individual responsibilities, performance and experience. For the year-ended December 31, 2018, the annual base salaries for each of Mr. Sarig, Mr. Hamaide and Mr. Risico were \$300,000, \$300,000 and \$250,000, respectively. For the year-ended December 31, 2017, the annual base salaries for each of Mr. Sarig and Mr. Hamaide were \$150,000 and \$300,000, respectively.

Bonuses

For the year-ended December 31, 2018, bonuses for the completion of certain fund-raising and strategic initiatives were paid to Mr. Sarig, Mr. Hamaide, and Mr. Risico in the amount of \$175,000, \$175,000 and \$75,000, respectively. None of our named executive officers received any bonuses or non-equity incentive compensation in 2017.

Equity Compensation

Although we do not have a formal policy with respect to the grant of equity incentive awards to our executive officers, we believe that equity grants provide our executives with a strong link to our long-term performance, create an ownership culture and help to align the interests of our executives and our stockholders. In addition, we believe that equity grants with a time-based vesting feature promote executive retention because this feature incentivizes our executive officers to remain in our employment during the vesting period. Accordingly, our board of directors periodically reviews the equity incentive compensation of our named executive officers and from time to time may grant equity incentive awards to them. During the year-ended December 31, 2018, we granted options to purchase shares of our common stock to Mr. Risico in connection with commencing employment with us, as described in more detail in the “Outstanding Equity Awards at 2018 Year-End” table below. Further, we provided options to purchase of shares of our common stock to Mr. Sarig and Mr. Hamaide, as part of the completion of certain fund-raising and strategic initiatives. During the year-ended December 31, 2017, we granted options to purchase shares of our common stock to Mr. Hamaide in connection with him commencing employment with us, as described in more detail in the “Outstanding Equity Awards at 2018 Year-End” table.

Potential Payments Upon Termination or Change in Control

We entered into an independent contractor agreement with Fabrice Hamaide, dated July 1, 2017, whereby if Mr. Hamaide’s contractor agreement is terminated without cause, Mr. Hamaide will be entitled to six months of compensation.

On October 11, 2018, our board of directors approved certain option awards which were granted on December 28, 2018. Additional information regarding these option grants can be found below in the “Outstanding Equity Awards at Fiscal Year-End 2018” table below. Our board of directors provided that the options granted to Mr. Sarig, Mr. Fabrice and Mr. Risico shall immediately and fully vest upon the occurrence of the closing of a sale of the company, which is defined as (i) the accumulation, whether directly or indirectly, beneficially or of record, by an individual and/or entity of more than 50% of the outstanding shares of our common stock, or (ii) a sale of all or substantially all of our assets, which may include a license transaction.

Perquisites, Health, Welfare and Retirement Plans and Benefits

We provide healthcare coverage to our employees. In addition, we have adopted a 401(k) plan for eligible employees. However, we do not currently match any portion of the contributions made by our employees to the 401(k) plan.

Outstanding Equity Awards at Fiscal Year-End 2018

The following table presents certain information concerning outstanding equity awards held by each of the Named Executive Officers at December 31, 2018:

Name	Grant Date	Option awards			Option expiration date
		Number of securities underlying unexercised options (#) exercisable	Number of securities underlying unexercised options (#) unexercisable	Option exercise price per share (\$)	
Yaniv Sarig	12/28/2018 (1)(2)	—	282,051	\$ 9.72	12/27/2028
Fabrice Hamaide	12/28/2018 (1)(2)	—	230,769	\$ 9.72	12/27/2028
	11/21/2017 (3)(4)	68,855	125,560	\$ 6.79	11/20/2027
Joseph A. Risico	12/28/2018 (1)(2)	—	138,461	\$ 9.72	12/27/2028

Table of Contents

- (1) One-third of the shares subject to each stock option shall vest on the date that is one year after the vesting commencement date (October 11, 2018). The remaining shares subject to each stock option shall vest in a series of 24 successive, equal monthly installments measured from the first anniversary of the vesting commencement date, subject to the option holder's continuous service as of each such date, inclusive.
- (2) The shares subject to each stock option shall immediately and fully vest upon the occurrence of the closing of a sale of the company, which is defined as (i) the accumulation, whether directly or indirectly, beneficially or of record, by an individual and/or entity of more than 50% of the outstanding shares of our common stock or (ii) a sale of all or substantially all of our assets, which may include a license transaction, subject to the option holder's continuous service as of each such event.
- (3) One-fourth of the shares subject to each option shall vest on the date that is one year after the vesting commencement date (July 1, 2017). The remaining shares subject to each stock option shall vest in a series of 36 successive, equal monthly installments measured from the first anniversary of the vesting commencement date, subject to the option holder's continuous service as of each such date, inclusive.
- (4) Pursuant to the Merger Agreement, options to purchase shares of Mohawk Opco's common stock issued and outstanding immediately prior to the closing of the Merger were assumed and exchanged for options to purchase our common stock on September 4, 2018. This grant date reflects the historical date such options were granted by Mohawk Opco.

Equity-Based Incentive Plans

2014 Amended and Restated Equity Incentive Plan

Mohawk Opco's board of directors adopted, and Mohawk Opco's stockholders approved, the Mohawk Group, Inc. 2014 Equity Incentive Plan on June 11, 2014. On March 1, 2017, Mohawk Opco's board of directors adopted, and Mohawk Opco's stockholders approved, an amendment and restatement of the 2014 Equity Incentive Plan (as amended, the "Mohawk 2014 Plan"). In addition, pursuant to the Merger Agreement, options to purchase 302,911 shares of Mohawk Opco's common stock with a weighted-average exercise price of \$7.49 issued and outstanding immediately prior to the closing of the Merger were assumed and exchanged for options to purchase 369,885 shares of our common stock with a weighted-average exercise price of \$6.16. As of September 30, 2019, options to purchase an aggregate of 366,790 shares of our common stock were outstanding and 2,608 shares were reserved for awards available for future issuance under the Mohawk 2014 Plan. The Mohawk 2014 Plan will continue to govern outstanding awards granted thereunder.

The following is only a summary of the material terms of the Mohawk 2014 Plan, is not a complete description of all provisions of the Mohawk 2014 Plan and should be read in conjunction with the Mohawk 2014 Plan, which is filed as an exhibit to the registration statement of which this prospectus forms a part.

Purpose. The purpose of the Mohawk 2014 Plan is to attract, retain and motivate employees, officers, directors, consultants, agents, advisors and independent contractors and by provide the eligible recipients with the opportunity to acquire a proprietary interest in our company and to align their interests and efforts to the long-term interests of our stockholders.

Plan Administration. The Mohawk 2014 Plan, and any related instrument evidencing an award, notice or agreement, is interpreted and administered by our board of directors, although our board of directors may delegate ministerial duties to such employee if so desires. In connection with administering the Mohawk 2014 Plan, our board of directors has the responsibility for determining, among other things, the recipient of each award, what type or types of award will be granted, the terms and conditions of each award, the number of shares of our common stock covered by an award, whether, to what extent and under what circumstances awards may be settled in cash, shares of common stock or other property or canceled or suspended and the fair market value of each award.

Authorized Shares. A total of 616,852 shares of our common stock were reserved. The shares of our common stock deliverable pursuant to awards under the Mohawk 2014 Plan will be authorized but unissued shares of our common stock.

[Table of Contents](#)

Eligibility. Our board of directors selected participants in the Mohawk 2014 Plan from among our employees, officers, directors, consultants, agents and advisors.

Stock Options and Stock Appreciation Rights. The exercise price of stock options and strike price of stock appreciation rights granted under the Mohawk 2014 Plan may not be less than 100% of the fair market value of our common stock on the grant date. The term of a stock option or stock appreciation rights may not exceed ten years. An incentive stock option (“ISO”) may only be granted to employees or employees of our parent or subsidiary corporations. An ISO granted to an employee who owns more than 10% of the combined voting power of all of our classes of stock or that of its parent or subsidiary corporations must have an exercise price of at least 110% of the fair market value of our common stock on the grant date, and the term of the ISO may not exceed five years from the grant date. To the extent that the aggregate fair market value of shares of our common stock with respect to which ISOs first become exercisable by a participant in any calendar year exceeds \$100,000, such excess stock options will be treated as Non-ISOs. The methods of payment of the exercise price of a stock option may include, among other things, cash, check or wire transfer, “net exercise” (for Non-ISOs), cashless exercise or shares of our common stock (so long as our common stock is registered under Section 12(b) or 12(g) of the Exchange Act) or promissory note or similar arrangements, as well as other forms of legal consideration that our board of directors permits. Our board of directors may establish and set forth in the applicable stock option award agreement or other agreement the terms and conditions on which a stock option or stock appreciation right will remain exercisable, if at all, following termination of a participant’s service. Unless an award agreement provides otherwise, the termination date shall be the earlier of: (i) if termination is due to disability or death, one year after such termination of service; (ii) if the termination is due to reasons other than for death, disability or cause, three months following termination of service; and (iii) the last day of the maximum term of an option. If the termination is for cause, then the stock option or stock appreciation right generally will cease to be exercisable upon first notification of such termination. If a participant is not entitled to exercise a stock option right at the date of termination of service, or if the participant does not exercise the stock option or stock appreciation right to the extent so entitled within the time specified in the applicable stock option award agreement or other agreement or in the Mohawk 2014 Plan, the stock option will terminate and the shares of our common stock underlying the unexercised portion of the stock option will revert to the Mohawk 2014 Plan and become available for future awards.

Restricted Stock and Restricted Stock Unit Awards. Each restricted stock or restricted stock unit award agreement will be in the form and contain such terms and conditions as our board of directors deems appropriate. Unless otherwise provided in the award agreement, we will hold certificates or, if not certificated, other indicia representing the restricted shares or restricted stock units, until the restrictions lapse. Restricted shares and restricted stock units not yet vested shall be forfeit upon termination of the recipient’s employment unless otherwise set forth in the award agreement or determined by the board of directors or unless we have a contingent contractual obligation to provide for accelerated vesting, whereupon the recipient shall have the maximum contractual time for determining whether such contingency will occur before termination.

Dividend Equivalents. At the discretion of our board of directors, holders of awards under the Mohawk 2014 Plan may be granted dividends or dividend equivalents based on dividends or dividend equivalents declared during the period between the date an award is granted and the date such award vests, is exercised, is distributed or expires, as determined by our board of directors. The form of payment of dividends or dividend equivalents will be in the form our board of directors deems appropriate.

Taxes. Award recipients agree to promptly deliver to us any tax withholding obligations that may arise in connection with the exercise or vesting of the awards.

Non-Transferability of Awards. Unless pursuant to a will or by the laws of descent and distribution and designated as a beneficiary on an approved form to receive payment upon the beneficiary’s death, the Mohawk 2014 Plan generally does not allow for the transfer, sale, assignment or pledge of awards and only the participant who is granted an award may exercise an award during his or her lifetime.

[Table of Contents](#)

Certain Adjustments. In the event of a stock dividend, stock split, spin-off, combination or exchange of shares, recapitalization, merger, consolidation, distribution to stockholders other than a normal cash dividend or other change in our corporate or capital structure results in (i) exchange of our common stock for other our securities or those of another company, or (ii) receipt of new, different or additional securities of any company by holders of our common stock, then our board of directors will proportionally adjust the number and kinds of shares issuable as ISOs or any shares subject to any outstanding award and the per share price of such securities, without any change in the aggregate price to be paid therefor. To the extent not previously exercised or settled, and unless our board of directors determines otherwise, all awards will terminate immediately prior to the dissolution or liquidation.

Change in Control. In the event of a change of control involving us, notwithstanding any provision in any award agreement to the contrary, our board of directors may, in its sole and absolute discretion and without the need for the consent of any recipient, take one or more of the following actions contingent upon the occurrence of that change of control: (i) cause any or all outstanding affected options to become vested and immediately exercisable; (ii) cause any or all outstanding unvested options to be cancelled without consideration therefor; (iii) cause any or all restricted stock or stock units to become non-forfeitable, in whole or in part; (iv) cancel any option in exchange for a substitute option in a manner consistent with the requirements of Treasury Regulation Section 1.424-1(a); (v) cancel any restricted stock or stock unit in exchange for restricted stock of or restricted stock units in respect of the capital stock of any successor company; (vi) redeem any restricted stock for cash and/or other substitute consideration with a value equal to the fair market value of our common stock on the date of the change of control; (vii) cancel any affected option in exchange for cash and/or other substitute consideration with a value equal to (A) the number of common stock subject to that option, multiplied by (B) the difference, if any, between the fair market value per share on the date of the change of control and the exercise price of that option, provided, that if the fair market value per share on the date of the change of control did not exceed the exercise price of such option, our board of directors may cancel that option without any payment of consideration therefor; or (viii) cancel any restricted stock or stock unit in exchange for cash and/or other substitute consideration with a value equal to the fair market value per share of our common stock on the date of the change of control. A change of control means the consummation of: (a) a merger or consolidation of us with or into another company, (b) a sale of all of our outstanding voting securities, or (c) a sale, lease, exchange or other transfer of all or substantially all of our assets. A change of control does not include (1) a merger or consolidation of us in which the holders of the outstanding voting securities immediately prior to the merger or consolidation hold at least a majority of the outstanding voting securities of the successor company immediately after the merger or consolidation, (2) the sale, lease, exchange or other transfer of all or substantially all of our assets to a majority-owned subsidiary company, (3) a transaction undertaken for the principal purpose of restructuring the capital of us, or (4) any transaction deemed not to be a change of control by our board of directors for purposes of the Mohawk 2014 Plan.

Amendment; Termination. The Mohawk 2014 Plan may be amended, suspended or terminated by our board of directors as it deems advisable; provided, however, that to the extent required by applicable law, regulation or stock exchange rule, stockholder approval is required. The Mohawk 2014 Plan has no fixed expiration date.

2018 Equity Incentive Plan

Our board of directors adopted the Mohawk 2018 Plan on October 11, 2018. Our Mohawk 2018 Plan was approved by our stockholders on May 24, 2019. As of September 30, 2019, options to purchase 1,530,823 shares of our common stock were outstanding and 27,366 shares were reserved for awards available for future issuance under the Mohawk 2018 Plan.

The following is only a summary of the material terms of the Mohawk 2018 Plan, is not a complete description of all provisions of the Mohawk 2018 Plan and should be read in conjunction with the Mohawk 2018 Plan, which is filed as an exhibit to the registration statement of which this prospectus forms a part.

Table of Contents

Purpose. The purpose of the Mohawk 2018 Plan is to help us to (i) attract and retain the best available personnel, (ii) incentivize employees, directors and consultants with long-term, equity based compensation to align their interests with our stockholders, and (iii) promote the success of our business.

Eligibility. The compensation committee of our board of directors (the “Committee”) will select participants from among our employees, consultants, directors and investor director providers or individuals to whom an offer of a service relationship as an employee, consultant or director has been extended.

Authorized Shares. A total of 1,708,146 shares of our common stock have been reserved for awards available for future issuance pursuant to the Mohawk 2018 Plan, with additional shares added each January 1st beginning after 2019 equal to the lesser of (i) 15% of the shares deemed outstanding as of the preceding December 31, minus the number of shares in the share reserve (which for this purpose includes shares issued and issuable pursuant to the Mohawk 2014 Plan) as of immediately prior to the increase, or (ii) such number of shares as determined by our board of directors, which number is also the limit on shares of our common stock available for awards of ISOs. The shares of our common stock deliverable pursuant to awards under the Mohawk 2018 Plan will be authorized but unissued shares of common stock or reacquired common stock, including common stock that we repurchased on the open market or otherwise, or holds in treasury or trust. Any shares of our common stock withheld in connection with any exercise price or tax withholdings relating to an award or tendered in satisfaction of tax withholdings or payment of purchase price will again be available for issuance under the Mohawk 2018 Plan.

Types of Awards. The Mohawk 2018 Plan provides that the Committee may grant stock options, restricted stock awards, restricted stock unit awards and other stock awards to participants under the Mohawk 2018 Plan.

Stock Options. The exercise price of stock options granted under the Mohawk 2018 Plan must not be less than 100% of the fair market value of our common stock on the grant date, subject to certain exceptions relating to Section 409A of Internal Revenue Code of 1986, as amended. The term of a stock option may not exceed ten years. If a stock option is granted to an employee who is a non-exempt employee for purposes of the Fair Labor Standards Act of 1938, as amended, the stock option will not be first exercisable for any shares of our common stock until at least six months following its grant date (although the award may vest prior to such date). An ISO may only be granted to our employees or employees of certain of our affiliates. An ISO granted to an employee who owns more than 10% of the combined voting power of all of our classes of stock or that of our affiliates must have an exercise price of at least 110% of the fair market value of our common stock on the grant date, and the term of the ISO may not exceed five years from the grant date. To the extent that the aggregate fair market value of shares of our common stock with respect to which ISOs first become exercisable by a participant in any calendar year exceeds \$100,000, such excess stock options will be treated as Non-ISOs. The methods of payment of the exercise price of a stock option may include, among other things, cash or check, other shares (subject to certain conditions), “net exercise” (for Non-ISOs), cashless exercise, as well as other forms of legal consideration that may be acceptable to the Committee, at its sole discretion. Our board of directors may establish and set forth in the applicable stock option award agreement or other agreement the terms and conditions on which a stock option will remain exercisable, if at all, following termination of a participant’s service. Unless an award agreement provides otherwise: (i) if termination is due to death or disability, the vested stock option will remain exercisable for twelve months after such termination of service; (ii) if termination is due to cause, the stock option will expire immediately upon such termination of service, or when cause first existed, if earlier; and (iii) if termination is due to reasons other than for death, disability or cause, the vested stock option generally will remain exercisable for ninety days following termination of service.

Restricted Stock and Restricted Stock Unit Awards. Each restricted stock, restricted stock unit or unrestricted shares award agreement will be in the form and contain such terms and conditions as the Committee deems appropriate. Unless otherwise provided in the award agreement, we will hold certificates or, if not certificated, other indicia representing the restricted shares, until the restrictions lapse. Restricted shares and restricted stock units not yet vested shall be forfeit upon termination of the recipient’s employment unless otherwise set forth in the award agreement or determined by the Committee or unless we have a contingent contractual obligation to

Table of Contents

provide for accelerated vesting, whereupon the recipient shall have the maximum contractual time for determining whether such contingency will occur before termination.

Right of First Refusal/Repurchase. The awards granted under the Mohawk 2018 Plan may, at the Committee's discretion, include provisions whereby we or our designee may elect to repurchase or exercise a right of first refusal for any options, restricted shares, restricted stock units or unrestricted shares acquired pursuant to an award. The repurchase price shall be the lower of (i) the fair market value of the shares on the date of repurchase, or (ii) their original purchase price.

Taxes. Award recipients are solely responsible and liable for the satisfaction of all taxes and penalties that may arise in connection with awards granted pursuant to the Mohawk 2018 Plan and our obligation to deliver any common stock pursuant to the Mohawk 2018 Plan is dependent on the prior or simultaneous satisfaction of all withholding obligations. We have no duty or obligation to minimize the tax consequences of a stock award to the holder.

Non-Transferability of Awards. Unless the Committee provides otherwise in an award agreement, grants an exception or unless transferred pursuant to a will or by the laws of descent and distribution or the terms of a domestic relations order as approved by us, the Mohawk 2018 Plan generally does not allow for the transfer of awards and only the participant who is granted an award may exercise an award during his or her lifetime.

Certain Adjustments. In the event of certain changes in our capitalization, such as stock splits, reverse stock splits, stock dividends, combinations, recapitalizations or reclassifications with respect to our common stock, or mergers, consolidations, changes in organization form or other increases or decreases in the number of issued shares of our common stock effected without receipt or payment of consideration by us, the Committee will equitably adjust the number and price of shares covered by each outstanding award and the total number of shares authorized for issuance under the Mohawk 2018 Plan. Unless our board of directors provides otherwise in an award agreement, in the event of any proposed dissolution or liquidation of us, other than as part of a change of control, all awards will terminate immediately prior to the consummation of such proposed corporate transaction.

Change in Control. In the event of a corporate transaction involving us, unless otherwise provided in any award agreement or other applicable agreements between us or any of our affiliates, on the one hand, and the applicable participant, on the other hand, each outstanding award may be assumed or substituted by the surviving or successor company or a parent or subsidiary of such company upon consummation of the corporate transaction. Notwithstanding the foregoing, the Committee has the discretion to take one or more of the following actions with respect to any or all awards: (i) accelerate the vesting of the awards so that some or all the awards that would not have vested will vest and/or cause our repurchase rights to lapse; (ii) provide payment of cash or other consideration in exchange for the satisfaction and cancellation of all or some of the outstanding awards, based on any reasonable valuation method selected by the Committee; (iii) terminate all or some of the awards upon the consummation of the transaction; or (iv) make any modification, adjustment or amendment to outstanding awards or the Mohawk 2018 Plan as the Committee deems necessary or appropriate. Our board of directors is not required to take the same action or actions with respect to all awards granted under the Mohawk 2018 Plan, or portions thereof, or with respect to all participants, and may take any of the different actions described above with respect to the vested and unvested portions of any award. A change of control includes, any one or more of the following events: (a) a sale or other disposition of all or substantially all of our assets, (b) a sale or other disposition of at least 50% of the combined voting power of our outstanding securities, not including any bona fide sale of our securities for purposes of raising capital, (c) a merger or consolidation of us with any other corporation unless (1) our voting securities outstanding immediately before the merger or consolidation would constitute at least 50% of the combined voting power of the voting securities after the merger or consolidation, and (2) no person becomes a beneficial owner, directly or indirectly, of 50% or more of the combined voting power of our then outstanding securities, (d) during any consecutive one-year period commencing after an initial public offering, the individuals who constituted the board of directors at the beginning of the period cease for any

reason to constitute a majority of the board, or (e) our stockholders approve a plan or proposal for the liquidation or dissolution of us.

Plan Administration. The Mohawk 2018 Plan is administered by the Committee, and, in the absence of a compensation committee, by our board of directors, although the Committee may delegate administration of the Mohawk 2018 Plan to a subcommittee of the board of directors. In connection with administering the Mohawk 2018 Plan, the Committee has the responsibility for determining, among other things, the recipient of each award, the number of shares, units or dollars of our common stock subject to an award when and how each award will be granted, the fair market value of each award, the terms and conditions of each award, what type of stock award will be granted and the forms of the award agreements and other documents, notices and certificates therewith.

Amendment; Termination. The Mohawk 2018 Plan may be amended or terminated by the Committee as it deems advisable; however, stockholder approval is required for any change that increases the number of shares of our common stock available for issuance under the Mohawk 2018 Plan. The Mohawk 2018 Plan will terminate on October 11, 2028, if not sooner terminated by our board of directors.

2019 Equity Plan

Our board of directors adopted the 2019 Equity Plan on March 20, 2019. Our 2019 Equity Plan was approved by our stockholders on May 24, 2019. As of September 30, 2019, 2,426,025 restricted shares of our common stock were issued and outstanding and no restricted shares were reserved for awards available for future issuance under the 2019 Equity Plan. The 2019 Equity Plan replaced our Transaction Bonus Plan, and all awards previously allocated under our Transaction Bonus Plan were replaced with grants under the 2019 Equity Plan.

Purpose. The purpose of the 2019 Equity Plan is to help us to (i) retain the best available personnel to ensure our success and accomplish our goals, and (ii) to incentivize our employees, directors and consultants with long-term equity-based compensation to align their interests with the interests of our stockholders, in both cases providing for additional compensation for which value will be recognized upon a liquidity event.

Eligibility. The Committee will select participants from among our employees and consultants.

Authorized Shares. A total of 2,426,036 shares of our common stock have been reserved for awards available for future issuance pursuant to the 2019 Equity Plan. The shares of our common stock deliverable pursuant to awards under the 2019 Equity Plan will be authorized but unissued shares of common stock or reacquired common stock, including common stock that we repurchased on the open market or otherwise, or holds in treasury or trust. Any shares of our common stock withheld in connection with any payment of purchase price or tax withholdings relating to an award or tendered in satisfaction of tax withholdings or payment of purchase price will not again be available for issuance under the 2019 Equity Plan.

Types of Awards. The 2019 Equity Plan provides that the Committee may grant restricted stock awards to participants under the 2019 Equity Plan.

Restricted Stock Awards. Each restricted stock award agreement will be in the form and contain such terms and conditions as the Committee deems appropriate. Unless otherwise provided in the award agreement, we will hold certificates or, if not certificated, other indicia representing the restricted shares, until the restrictions lapse. Restricted shares not yet vested shall be forfeited upon termination of the recipient's employment unless otherwise set forth in the award agreement or determined by the Committee or unless we have a contingent contractual obligation to provide for accelerated vesting, whereupon we shall have the maximum contractual time for determining whether such contingency will occur before termination. Recognizing that awards under the 2019 Equity Plan are intended to replace awards under the Transaction Bonus Plan, our board of directors has determined that the terms of awards to be granted under the 2019 Equity Plan shall, in general, match the terms of awards previously granted under the Transaction Bonus Plan. Restricted shares granted under the 2019 Equity

[Table of Contents](#)

Plan shall vest in substantially equal installments on February 1, 2020, June 14, 2020, December 14, 2020 and June 14, 2021. Notwithstanding the foregoing, in the event a participant's service is terminated due to an "involuntary termination", which is generally defined as a termination by us without "cause", a resignation by the participant for "good reason" or the participant's death or disability, then all of such participant's unvested restricted shares shall vest on the date of such involuntary termination unless, within three business days of such termination, (1) the board of directors unanimously determines that such vesting shall not occur and (2) participants holding restricted share awards covering at least 70% of the restricted shares issued and outstanding under the 2019 Equity Plan determine that such vesting shall not occur. In the event of a forfeiture of shares granted under the 2019 Equity Plan, such shares are automatically reallocated to other participants in proportion to the number of shares covered by outstanding awards that each such participant holds.

Taxes. Award recipients are solely responsible and liable for the satisfaction of all taxes and penalties that may arise in connection with awards granted pursuant to the 2019 Equity Plan, and our obligation to deliver any common stock pursuant to the 2019 Equity Plan is dependent on the prior or simultaneous satisfaction of all withholding obligations. We have no duty or obligation to minimize the tax consequences of a stock award to the holder.

Non-Transferability of Awards. Unless the Committee provides otherwise in an award agreement, grants an exception or unless transferred pursuant to a will or by the laws of descent and distribution or the terms of a domestic relations order as approved by us, the 2019 Equity Plan generally does not allow for the transfer of awards.

Certain Adjustments. In the event of certain changes in our capitalization, such as stock splits, reverse stock splits, stock dividends, combinations, recapitalizations or reclassifications with respect to our common stock, or mergers, consolidations, changes in organization form or other increases or decreases in the number of issued shares of our common stock effected without receipt or payment of consideration by us, the Committee will equitably adjust the number and price of shares covered by each outstanding award and the total number of shares authorized for issuance under the 2019 Equity Plan. Unless our board of directors provides otherwise in an award agreement, in the event of any proposed dissolution or liquidation of us, other than as part of a change of control, all awards will terminate immediately prior to the consummation of such proposed corporate transaction.

Change in Control. In the event of a change in control, each outstanding award shall vest in full, and the participants shall be entitled to receive the same per-share consideration as our common stockholders.

Plan Administration. The 2019 Equity Plan is administered by the Committee, and, in the absence of a compensation committee, by our board of directors, although the Committee may delegate administration of the 2019 Equity Plan to a subcommittee of the board of directors. In connection with administering the 2019 Equity Plan, the Committee has the responsibility for determining, among other things, the recipient of each award, the number of shares, units or dollars of our common stock subject to an award, when and how each award will be granted, the fair market value of each award, the terms and conditions of each award and the forms of the award agreements and other documents, notices and certificates therewith.

Amendment; Termination. The 2019 Equity Plan may be amended or terminated by the Committee as it deems advisable; however, stockholder approval is required for any change that increases the number of shares of our common stock available for issuance under the 2019 Equity Plan. The 2019 Equity Plan will terminate on March 20, 2022, if not sooner terminated by our board of directors.

Former Transaction Bonus Plan

Effective July 9, 2018, we established the Transaction Bonus Plan to provide a means by which select employees may be given incentives to remain with Mohawk through a liquidity transaction. The following is only a summary of the material terms of the Transaction Bonus Plan, is not a complete description of all provisions of

[Table of Contents](#)

the Transaction Bonus Plan and should be read in conjunction with the Transaction Bonus Plan, which is filed as an exhibit to the registration statement of which this prospectus forms a part.

Under the Transaction Bonus Plan, our board of directors could, by unanimous approval, grant a Participation Unit to any full-time employees or independent contractors that had at least three months of service with us. Participation Units vested in nine monthly installments on each of the nine monthly anniversaries of the date of grant, subject to continued employment with us or a subsidiary of ours. Additionally, upon the closing of a Sale of the Company (as defined in the Transaction Bonus Plan) or a Qualified IPO (as defined in the Transaction Bonus Plan), the Participation Units would immediately and vest in full, subject to continued employment with us or a subsidiary of ours. Each Participation Unit represented a proportional interest in the Plan Pool. Payments from the Plan Pool would occur under the Transaction Bonus Plan upon either a Sale of the Company or a Qualified IPO. The Transaction Bonus Plan was replaced by the 2019 Equity Plan and all awards previously allocated under the Transaction Bonus Plan were cancelled and replaced with grants under the 2019 Equity Plan.

As of December 31, 2018, we had allocated 99.20% of the total Participation Units under the Transaction Bonus Plan, including 66.65% of the total Participation Units to our executive officers. No expense was recorded as of December 31, 2018, as the Transaction Bonus Plan was contingent on closing of the Sale of the Company or a Qualified IPO (as defined under the Transaction Bonus Plan) and the amount shares to be issued and value of such shares was to be determined based upon the value of such Qualified IPO or Sale of the Company. The Transaction Bonus Plan has subsequently been replaced by our 2019 Equity Plan. Effective March 31, 2019, no allocated Participation Units are outstanding as all awards were replaced with grants under the 2019 Equity Plan.

Employment and Severance Agreements

Yaniv Sarig—We entered into an offer letter with Mr. Sarig, dated April 1, 2015. Pursuant to the offer letter, Mr. Sarig’s base salary was initially \$120,000 per year. During his employment, Mr. Sarig has received various base salary adjustments and his current base salary is \$300,000 per year. Mr. Sarig’s employment is at will and may be terminated at any time by us or Mr. Sarig, with or without cause.

Fabrice Hamaide—We entered into a contractor agreement with Mr. Hamaide, dated July 1, 2017. Pursuant to this agreement, Mr. Hamaide’s current compensation is \$300,000 per year. If Mr. Hamaide’s agreement is terminated without cause, Mr. Hamaide will be entitled to six months of compensation.

Joseph A. Risico—We entered into an offer letter with Mr. Risico, dated May 14, 2018. Pursuant to the offer letter, Mr. Risico’s current base salary is \$250,000 per year. Mr. Risico’s employment is at will and may be terminated by us or Mr. Risico at any time, with or without cause.

CERTAIN RELATIONSHIPS AND RELATED PARTY TRANSACTIONS

Related Party Transactions

In addition to the director and executive officer compensation arrangements discussed in the section of this prospectus entitled “Executive Officer Compensation” and compensation arrangements with our other executive officers, the following is a summary of material provisions of transactions since January 1, 2016 that we or Mohawk Opco have been a party to and in which the amount involved exceeded or will exceed \$120,000, and in which any of our directors, executive officers, beneficial owners of more than 5% of our capital stock, or their immediate family members, have had or will have a direct or indirect material interest.

Mommy Guru LLC

We used a third-party vendor, Mommy Guru LLC (“Mommy Guru”), for certain product promotions, marketing activities and product rebates (“Product Promotions”). In September 2017, we hired Mommy Guru’s CEO as our Chief Marketing Officer (“CMO”) and continued to use the services of Mommy Guru during the CMO’s employment. During the year-ended December 31, 2017, we paid Mommy Guru approximately \$2.4 million to be used in Product Promotions, of which \$1.9 million was incurred during the CMO’s employment, which reduces our net revenue. We paid the CMO approximately \$0.1 million in compensation for year-ended December 31, 2017. The CMO was no longer employed with us as of June 30, 2018.

Voting Agreement among MV II, LLC, Dr. Larisa Storozhenko and Maximus Yaney

On November 1, 2018, Mr. Yaney, MV II, LLC, Dr. Larisa Storozhenko and Asher Maximus I, LLC, entered into a voting agreement with Asher Delug, as proxyholder (the “Initial Voting Agreement”). The Initial Voting Agreement was amended and restated pursuant to the Voting Agreement, dated March 13, 2019, by and among MV II, LLC, Dr. Larisa Storozhenko, Mr. Maximus Yaney, Mr. Delug and us (the “Restated Voting Agreement”). The Restated Voting Agreement became effective on June 12, 2019.

Under the Restated Voting Agreement, each of MV II, LLC, Dr. Larisa Storozhenko and Mr. Yaney (collectively, the “Designating Parties”) agreed to relinquish the right to vote their shares of our capital stock, and any of our other equity interests (collectively, the “Voting Interests”) by granting our board of directors the sole right to vote all of the Voting Interests as the Designating Parties’ proxyholder. The Voting Interests include all shares of our common stock currently held by the Designating Parties, as well as any of our securities or other equity interests acquired by the Designating Parties in the future. Pursuant to the proxy granted by the Designating Parties, our board of directors is required to vote all of the Voting Interests in direct proportion to the voting of the shares and equity interests voted by all holders other than the Designating Parties. The proxy granted by the Designating Parties under the Restated Voting Agreement is irrevocable. In addition, the Restated Voting Agreement proxyholder may not be changed unless we receive the prior approval of The Nasdaq Stock Market LLC.

Under the Restated Voting Agreement, each of the Designating Parties further agreed not to purchase or otherwise acquire any shares of our capital stock or other equity securities, or any interest in any of the foregoing.

The Restated Voting Agreement will continue until the earlier to occur of (a) a Deemed Liquidation Event unless, immediately upon such Deemed Liquidation Event, our common stock is and remains listed on The Nasdaq Stock Market LLC, or (b) Mr. Yaney’s death. For purposes of the agreement, a “Deemed Liquidation Event” means (i) the acquisition of us by another entity by means of any transaction or series of related transactions to which we are party other than a transaction or series of transactions in which the holders of our voting securities outstanding immediately prior to such transaction or series of transactions retain, immediately after such transaction or series of transactions, as a result of our shares held by such holders prior to such

[Table of Contents](#)

transaction or series of transactions, a majority of the total voting power represented by our outstanding voting securities or such other surviving or resulting entity; (ii) a sale, lease or other disposition of all or substantially all of our or our subsidiaries' assets taken as a whole by means of any transaction or series of related transactions, except where such sale, lease or other disposition is to a wholly-owned subsidiary of us; or (iii) any liquidation, dissolution or winding up of us, whether voluntary or involuntary; however, a Deemed Liquidation Event shall not include any transaction effected primarily to raise capital for us or a spin-off or similar divestiture of our product or SaaS business as part of reorganization of us approved by our board of directors. In addition, the rights and obligations under the agreement will terminate with respect to shares of capital stock sold by a Designating Party in connection with any arm's length transaction to a third party that is not a Designating Party, an affiliate of a Designating Party or any other individual or party that has a direct or indirect familial relationship with any Designating Party.

Maximus Yaney is a former employee and co-founder of Mohawk Opco, who ceased providing services to us in November 2017. Mr. Yaney has never served as an officer or director of Mohawk Opco or our company. As of September 30, 2019, Mr. Yaney, together with immediate family members and affiliated entities, beneficially held approximately 21.2% of our outstanding common stock. In May 2015, Mr. Yaney pled guilty to felony conspiracy to commit bank fraud and wire fraud in violation of 18 U.S.C. §1344 and §1349 in the United States District Court for the Southern District of Illinois in connection with matters that occurred from 2007 to December 2012, before Mohawk Opco's incorporation in April 2014. As the basis upon which the Court accepted his plea, Mr. Yaney stipulated to facts that described his participation in a transaction that defrauded Greystone Servicing Corporation, Inc., a real estate financing and investment company, and the Federal National Mortgage Association, of approximately \$7.8 million. In May 2015, the Court sentenced Mr. Yaney to eighteen months in federal prison, two years of supervised release, restitution of the victims' loss amount of \$7.7 million and other minor fines and fees. Mr. Yaney served his sentence in full and has paid the restitution and fines in full in accordance with the Court's sentence.

Voting Agreement with Asher Delug

On April 12, 2019, we entered into a voting agreement with Asher Delug (the "Delug Voting Agreement") on substantially the same terms as the Restated Voting Agreement. The Delug Voting Agreement became effective on June 12, 2019.

Under the Delug Voting Agreement, Mr. Delug agreed to relinquish the right to vote his shares of our capital stock, and any of our other equity interests (collectively, the "Delug Voting Interests") by granting our board of directors the sole right to vote all of the Delug Voting Interests as Mr. Delug's proxyholder. The Delug Voting Interests include all shares of our common stock currently held by Mr. Delug, as well as any of our securities or other equity interests acquired by Mr. Delug in the future. Pursuant to the proxy granted by Mr. Delug, our board of directors is required to vote all of the Delug Voting Interests in direct proportion to the voting of the shares and equity interests voted by all holders other than Mr. Delug. The proxy granted by Mr. Delug under the Delug Voting Agreement is irrevocable. In addition, the Delug Voting Agreement proxyholder may not be changed unless we receive the prior approval of The Nasdaq Stock Market LLC.

Under the Delug Voting Agreement, Mr. Delug further agreed not to purchase or otherwise acquire any shares of our capital stock or other equity securities, or any interest in any of the foregoing.

The Delug Voting Agreement will continue until the earlier to occur of (a) a Deemed Liquidation Event unless, immediately upon such Deemed Liquidation Event, our common stock is and remains listed on The Nasdaq Stock Market LLC, or (b) Mr. Delug's death. For purposes of the agreement, a "Deemed Liquidation Event" has the same meaning as in the Restated Voting Agreement. In addition, the rights and obligations under the agreement will terminate with respect to shares of capital stock sold by Mr. Delug in connection with any arm's length transaction to a third party that is not an affiliate of Mr. Delug or any other individual or party that has a direct or indirect familial relationship with Mr. Delug.

Letter Agreement with IFG Health, Inc.

On April 2, 2018, we entered into a letter agreement with IFG Health, Inc. (the “Letter Agreement”). Under the Letter Agreement, we agreed to appoint Dr. Stephen Liu to our board of directors if IFG Health, Inc. invested not less than \$3.0 million in Mohawk Opco as part of its Series C preferred stock financing. Dr. Liu is the control person of IFG Health Inc. We also agreed to provide Dr. Liu with (i) cash compensation in the amount of \$50,000 annually to be paid quarterly in arrears and (ii) upon appointment to our board of directors, an initial incentive stock option grant of 38,461 options (the “Initial Option Award”). The Initial Option Award was granted to Dr. Liu on December 28, 2018, has an exercise price of \$9.72 per share, vests monthly in arrears over a three-year period commencing September 19, 2018 and such vesting is subject to Dr. Liu’s continued service on our board of directors. In the event Dr. Liu no longer serves as a member of our board of directors for any reason, other than his resignation, the Initial Option Award in its entirety shall be deemed vested. We have also agreed to reimburse Dr. Liu for all reasonable out-of-pocket expenses incurred by Dr. Liu in connection with attending board meetings during Dr. Liu’s service on our board of directors.

Limitation of Liability and Indemnification of Officers and Directors

Our amended and restated certificate of incorporation and amended and restated bylaws contain provisions that limit the liability of our directors for monetary damages to the fullest extent permitted by the General Corporation Law of the State of Delaware (the “DGCL”). Consequently, our directors will not be personally liable to us or our stockholders for monetary damages for any breach of fiduciary duties as directors, except liability for the following:

- any breach of their duty of loyalty to us or our stockholders;
- acts or omissions not in good faith or that involve intentional misconduct or a knowing violation of law;
- unlawful payments of dividends or unlawful stock repurchases or redemptions in violation of the DGCL; or
- any transaction from which the director derived an improper personal benefit.

Our amended and restated certificate of incorporation also provide that if the DGCL is amended to permit further elimination or limitation of the personal liability of a director, then the liability of our directors will be eliminated or limited to the fullest extent permitted by the DGCL, as so amended.

Our amended and restated bylaws provide that we shall indemnify any person who is or was or is made a party or is threatened to be made a party to any threatened, pending or completed action, suit or proceeding, whether civil, criminal, administrative, or investigative by reason of the fact that such person is or was, or has agreed to become, one of our directors or officers, or while one of our directors or officers, is or was serving, or has agreed to serve, at our request, as a director, officer, partner, employee, or trustee of, or in a similar capacity with, another corporation, partnership, joint venture, trust or other enterprise (including, without limitation, any employee benefit plan), against all expenses (including, without limitation, attorneys’ fees), liabilities, losses, judgments, fines (including, without limitation, excise taxes and penalties arising under the Employee Retirement Income Security Act of 1974), and amounts paid in settlement actually and reasonably incurred by or on behalf of such person in connection therewith, subject to certain conditions. In addition, our amended and restated bylaws also provide that we must, to the fullest extent permitted by law, advance expenses incurred by or on behalf of a director or officer in advance of the final disposition of any action or proceeding, subject to certain exceptions. Our amended and restated bylaws also provide that we may purchase and maintain insurance, at our expense, to protect us and any person who is or was a director, officer, employee or agent of ours or is or was serving at our request as a director, officer, employee or agent of another corporation, partnership, joint venture, trust or other enterprise (including, without limitation, any employee benefit plan) against any expense, liability or loss, whether or not we would have the power to indemnify such person against such expense, liability or loss under the DGCL. We obtained directors’ and officers’ liability insurance prior to the completion of our IPO.

[Table of Contents](#)

Our amended and restated bylaws also provide us with the power to enter into indemnification agreements with any director, officer or other employee or agent of our Company, and such rights may be different or greater than those provided in our amended and restated bylaws. We have entered into indemnification agreements with each of our directors and executive officers that are broader than the specific indemnification provisions contained in the DGCL. These indemnification agreements require us, among other things, to indemnify our directors and executive officers against liabilities that may arise by reason of their status or service. These indemnification agreements also require us to advance all expenses incurred by the directors and executive officers in investigating or defending any such action, suit or proceeding, subject to certain exceptions. We believe that these agreements are necessary to attract and retain qualified individuals to serve as directors and executive officers.

The above description of the indemnification provisions of our amended and restated certificate of incorporation, our amended and restated bylaws and our indemnification agreements is not complete and is qualified in its entirety by reference to these documents, each of which is filed as an exhibit to the registration statement of which this prospectus is a part.

Certain of our non-employee directors may, through their relationships with their employers, be insured or indemnified against certain liabilities incurred in their capacity as members of our board of directors.

The limitation of liability and indemnification provisions in our amended and restated certificate of incorporation and amended and restated bylaws may discourage stockholders from bringing a lawsuit against directors for breach of their fiduciary duties. They may also reduce the likelihood of derivative litigation against directors and officers, even though an action, if successful, might benefit us and our stockholders. A stockholder's investment may be harmed to the extent we pay the costs of settlement and damage awards against directors and officers pursuant to these indemnification provisions. Insofar as indemnification for liabilities under the Securities Act may be permitted to directors, officers or persons controlling us pursuant to the foregoing provisions, we have been informed that in the opinion of the SEC such indemnification is against public policy as expressed in the Securities Act and is therefore unenforceable. There is no pending litigation or proceeding naming any of our directors or officers as to which indemnification is being sought, nor are we aware of any pending or threatened litigation that may result in claims for indemnification by any director or officer.

Policies and Procedures for Related Party Transactions

Our board of directors has adopted a written related person transaction policy which sets forth the policies and procedures for the review and approval or ratification of related person transactions. This policy covers, with certain exceptions set forth in Item 404 of Regulation S-K under the Securities Act, any transaction, arrangement or relationship, or any series of similar transactions, arrangements or relationships in which we were or are to be a participant, the amount involved exceeds \$120,000 and a related person had or will have a direct or indirect material interest, including, without limitation, purchases of goods or services by or from the related person or entities in which the related person has a material interest, indebtedness, guarantees of indebtedness and employment by us of a related person. A related person is any individual who is, or who has been at any time since the beginning of our last fiscal year, one of our directors or executive officers, or a nominee to become one of our directors, any person known to be the beneficial owner of more than 5% of any class of our voting securities or any immediate family member of any of the foregoing persons. Additionally, any firm, corporation or other entity by which any of the foregoing persons is employed or in which such person is a general partner or principal, or in a similar position, or in which such person has a 10% or greater beneficial ownership interest, will also be deemed to be a related person. Transactions involving compensation for services provided to us as an employee, consultant or director are not considered related-person transactions under this policy. As provided by our audit committee charter, our audit committee is responsible for reviewing and approving in advance any related party transaction.

SECURITY OWNERSHIP OF CERTAIN BENEFICIAL OWNERS AND MANAGEMENT

The following table sets forth certain information with respect to the beneficial ownership of our common stock as of September 30, 2019 and the beneficial ownership of our common stock for:

- each of the Named Executive Officers;
- each of our directors;
- all of our current directors and executive officers as a group; and
- each person, or group of affiliated persons, known by us to be the beneficial owner of more than five percent of any class of our voting securities.

We have determined beneficial ownership in accordance with the rules of the SEC. We have deemed shares of our common stock subject to warrants and options that are currently exercisable or exercisable within 60 days of September 30, 2019 to be outstanding and to be beneficially owned by the person holding the option for the purpose of computing the percentage ownership of that person but have not treated them as outstanding for the purpose of computing the percentage ownership of any other person. Percentage ownership of our common stock is based on 17,710,659 shares of our common stock outstanding as of September 30, 2019.

Unless otherwise indicated, the address of each beneficial owner listed in the table below is c/o Mohawk Group Holdings, Inc., 37 East 18th Street, 7th Floor, New York, NY 10003. Unless otherwise indicated below, to our knowledge, the persons and entities named in the table have sole voting and sole investment power with respect to all shares that they beneficially owned, subject to community property laws where applicable.

	Beneficial Ownership of Common Stock Number of Shares	%
Greater than 5% Stockholders:		
Entities Affiliated with GV 2016, L.P.	1,055,954(1)	6.0%
Larisa Storozhenko	1,375,935(2)(3)	7.8%
MV II, LLC	2,123,078(3)(4)	12.0%
Asher Delug	2,503,608(5)	14.1%
Named Executive Officers and Directors:		
Yaniv Sarig	1,000,362(6)	5.6%
Fabrice Hamaide	818,944(7)	4.6%
Joseph A. Risico	195,517(8)	1.1%
Stephen Liu	303,417(9)	1.7%
William Kurtz	28,325(10)	*
Greg B. Petersen	28,325(11)	*
Amy von Walter	28,325(12)	*
All current executive officers and directors as a group (11 persons)(13)	3,365,660	18.4%

* Denotes less than 1%

- (1) Comprised of (i) 991,852 shares of common stock held by GV 2016, L.P., and (ii) 64,102 shares of common stock held by GV 2017, L.P. GV 2016 GP, L.P., the general partner of GV 2016, L.P., GV 2016 GP, L.L.C., the general partner of GV 2016 GP, L.P., Alphabet Holdings LLC, the sole member of GV 2016 GP, L.L.C., XXVI Holdings Inc., the managing member of Alphabet Holdings LLC, and Alphabet Inc., the sole stockholder of XXVI Holdings Inc., may each be deemed to have sole power to vote or dispose of the shares held directly by GV 2016, L.P. GV 2017 GP, L.P., the general partner of GV 2017, L.P., GV 2017 GP, L.L.C., the general partner of GV 2017 GP, L.P., Alphabet Holdings LLC, the sole member of GV 2017 GP, L.L.C., XXVI Holdings Inc., the managing member of Alphabet Holdings LLC, and Alphabet Inc., the sole stockholder of XXVI Holdings Inc., may each be deemed to have sole power to vote or dispose of the shares held directly by GV 2017, L.P. From March 6, 2017 to September 4, 2018, David C. Munichiello was a member of the board of directors of Mohawk Opco, our predecessor entity. Mr. Munichiello is a partner at

Table of Contents

GV and an affiliate of GV 2016, L.P. and GV 2017, L.P. but does not have voting or dispositive power over the shares held by GV 2016, L.P. or GV 2017, L.P. The principal business address of each of GV 2016, L.P., GV 2016 GP, L.P., GV 2016 GP, L.L.C., GV 2017, L.P., GV 2017 GP, L.P., GV 2017 GP, L.L.C., Alphabet Holdings LLC, XXVI Holdings Inc. and Alphabet Inc. is 1600 Amphitheatre Parkway, Mountain View, California 94043.

- (2) Comprised of 1,375,935 shares of common stock held directly. Dr. Storozhenko was a member of the board of directors of Mohawk Opco until March 2017. The address of Larisa Storozhenko is 388 2nd Ave, #134 New York NY 10010. The Designating Parties have entered into the Restated Voting Agreement with us, as more fully described in footnote 3.
- (3) MV II, LLC, Dr. Larisa Storozhenko and Mr. Maximus Yaney have entered into the Restated Voting Agreement with us, pursuant to which our board of directors has the sole right to vote all of the Voting Interests as the Designating Parties' proxyholder. Pursuant to the proxy granted by the Designating Parties, our board of directors is required to vote all of the Voting Interests in direct proportion to the voting of the shares and equity interests voted by all holders other than the Designating Parties. The proxy granted by the Designating Parties under the Restated Voting Agreement is irrevocable. In addition, the Restated Voting Agreement proxyholder may not be changed unless we receive the prior approval of The Nasdaq Stock Market LLC. The Restated Voting Agreement became effective June 12, 2019 and will continue until the earlier to occur of (i) a Deemed Liquidation Event unless, immediately upon such Deemed Liquidation Event, our common stock is and remains listed on The Nasdaq Stock Market LLC, or (ii) Mr. Yaney's death. Through the Restated Voting Agreement, our board of directors has voting power over an aggregate of 3,748,616 shares of our common stock through shares of common stock held by the Designating Parties. As of September 30, 2019, the Designating Parties held 3,748,616 shares of our common stock, or 21.2% of our shares outstanding. See the section of this prospectus entitled "Certain Relationships and Related Party Transactions—Voting Agreement among MV II, LLC, Dr. Larisa Storozhenko and Maximus Yaney".
- (4) Comprised of 2,123,078 shares of common stock held directly. Lucile Yaney is the control person of MV II, LLC and has dispositive power over the shares held by MV II, LLC. The address of MV II, LLC is 1013 Centre Road, STE 403-A, Wilmington, DE 19805. The Designating Parties have entered into the Restated Voting Agreement with us, as more fully described in footnote 3.
- (5) Comprised of 2,503,608 shares of common stock held directly. Mr. Delug was a member of our board of directors until June 2019. Mr. Delug has entered into the Delug Voting Agreement with us, pursuant to which our board of directors has the sole right to vote all of the Delug Voting Interests as Mr. Delug's proxyholder. Pursuant to the proxy granted by Mr. Delug, our board of directors is required to vote all of the Delug Voting Interests in direct proportion to the voting of the shares and equity interests voted by all holders other than Mr. Delug. The proxy granted by Mr. Delug under the Delug Voting Agreement is irrevocable. In addition, the Delug Voting Agreement proxyholder may not be changed unless we receive the prior approval of The Nasdaq Stock Market LLC. The Delug Voting Agreement became effective on June 12, 2019 and will continue until the earlier to occur of (i) a Deemed Liquidation Event unless, immediately upon such Deemed Liquidation Event, our common stock is and remains listed on The Nasdaq Stock Market LLC, or (ii) Mr. Delug's death. Through the Delug Voting Agreement, our board of directors has voting power over an aggregate of 2,503,608 shares of our common stock through shares of common stock held by Mr. Delug. As of September 30, 2019, Mr. Delug held 2,503,608 shares of our common stock, or 14.1% of our shares outstanding. See the section of this prospectus entitled "Certain Relationships and Related Party Transactions—Voting Agreement with Asher Delug".
- (6) Mr. Sarig's holdings consist of (i) 437,655 shares of common stock held directly, (ii) 460,946 shares of restricted common stock granted pursuant to the 2019 Equity Plan which are subject to vesting, and (iii) 101,761 shares of common stock issuable pursuant to stock options exercisable within 60 days after September 30, 2019. The shares of restricted common stock granted pursuant to the 2019 Equity Plan have voting rights irrespective of any vesting requirements. See the section of this prospectus entitled "Executive Officer Compensation—Equity-Based Incentive Plans—2019 Equity Plan" for additional details.
- (7) Mr. Hamaide's holdings consist of (i) 105,308 shares of common stock issuable pursuant to stock options immediately exercisable, (ii) 91,359 shares of common stock issuable pursuant to stock options exercisable within 60 days after September 30, 2019, and (iii) 622,277 shares of restricted common stock granted

Table of Contents

pursuant to the 2019 Equity Plan which are subject to vesting. The shares of restricted common stock granted pursuant to the 2019 Equity Plan have voting rights irrespective of any vesting requirements. See the section of this prospectus entitled “Executive Officer Compensation—Equity-Based Incentive Plans—2019 Equity Plan” for additional details.

- (8) Mr. Risico’s holdings consist of (i) 49,955 shares of common stock issuable pursuant to stock options exercisable within 60 days after September 30, 2019, and (ii) 145,562 shares of restricted common stock granted pursuant to the 2019 Equity Plan which are subject to vesting. The shares of restricted common stock granted pursuant to the 2019 Equity Plan have voting rights irrespective of any vesting requirements. See the section of this prospectus entitled “Executive Officer Compensation—Equity-Based Incentive Plans—2019 Equity Plan” for additional details.
- (9) Comprised of (i) 288,461 shares of common stock held by IFG Health Inc., (ii) 12,820 shares of common stock issuable pursuant to stock options immediately exercisable held by Dr. Liu, and (iii) 2,136 shares of common stock issuable pursuant to stock options exercisable within 60 days after September 30, 2019 held by Dr. Liu. Dr. Liu is the control person of IFG Health Inc. and has dispositive power over the shares held by IFG Health Inc. The address of IFG Health Inc. is 11301 W. Olympic Boulevard, #558, Los Angeles, CA 90064.
- (10) Comprised of 28,325 shares of restricted common stock granted pursuant to the Mohawk 2018 Plan which are subject to vesting. The shares of restricted common stock granted pursuant to the Mohawk 2018 Plan have voting rights irrespective of any vesting requirements. See the section of this prospectus entitled “Executive Officer Compensation—Equity-Based Incentive Plans—2018 Equity Incentive Plan” for additional details.
- (11) Comprised of 28,325 shares of restricted common stock granted pursuant to the Mohawk 2018 Plan which are subject to vesting. The shares of restricted common stock granted pursuant to the Mohawk 2018 Plan have voting rights irrespective of any vesting requirements. See the section of this prospectus entitled “Executive Officer Compensation—Equity-Based Incentive Plans—2018 Equity Incentive Plan” for additional details.
- (12) Comprised of 28,325 shares of restricted common stock granted pursuant to the Mohawk 2018 Plan which are subject to vesting. The shares of restricted common stock granted pursuant to the Mohawk 2018 Plan have voting rights irrespective of any vesting requirements. See the section of this prospectus entitled “Executive Officer Compensation—Equity-Based Incentive Plans—2018 Equity Incentive Plan” for additional details.
- (13) Comprised of shares included under “Named Executive Officers and Director” and an aggregate of 4,348 shares of common stock, 687,779 shares of restricted common stock granted pursuant to the 2019 Equity Plan which are subject to vesting, 64,982 shares of restricted common stock granted pursuant to the Mohawk 2018 Plan which are subject to vesting, 43,424 shares of common stock issuable pursuant to stock options immediately exercisable and 161,912 shares of common stock issuable pursuant to stock options exercisable within 60 days after September 30, 2019 held by four of our other executive officers. The shares of restricted common stock granted pursuant to the 2019 Equity Plan have voting rights irrespective of any vesting requirements. See the section of this prospectus entitled “Executive Officer Compensation—Equity-Based Incentive Plans—2019 Equity Plan” for additional details regarding the vesting of restricted stock awards.

SELLING STOCKHOLDERS

Unless the context otherwise requires, as used in this prospectus, “Selling Stockholders” includes the selling stockholders listed below and donees, pledgees, transferees or other successors-in-interest selling shares received after the date of this prospectus from a selling stockholder as a gift, pledge or other non-sale related transfer.

We have prepared this prospectus to allow the Selling Stockholders or their successors, assignees or other permitted transferees to sell or otherwise dispose of, from time to time, up to 11,852,392 shares of our common stock. The 11,852,392 shares of common stock to be offered hereby consist of: (i) 11,534,234 shares of common stock previously issued to certain of the Selling Stockholders, and (ii) up to 318,158 shares of common stock issuable upon the exercise of the Warrants. Pursuant to the Registration Rights Agreement, we agreed to register the shares of common stock issued and the shares of common stock issuable upon the exercise of the Warrants.

Each of the Warrants has an exercise price of \$15.60 per share of common stock, subject to adjustment as provided in the Warrants, and are currently exercisable. In October 2017, in connection with the 2017 Credit Facility and 2017 Term Loan with MidCap, Mohawk Opco issued to MidCap warrants to purchase 139,194 shares of Mohawk Opco Series B-1 Preferred Stock. In connection with the Merger, the Warrants became exercisable for 44,871 of our common stock and expire ten years from the date of original issuance. In September 2018, we issued Warrants to purchase an aggregate of 196,364 shares of our common stock to certain accredited investors as consideration for providing certain placement agent services to Mohawk Opco, which expire on September 4, 2023. In December 2018, in connection with the Term Loan with Horizon, we issued to Horizon Warrants to purchase an aggregate of 76,923 shares of our common stock. The Warrants issued to Horizon expire on June 14, 2024, the date that is five years after the closing of our IPO.

All of the 11,852,392 Shares of common stock to be offered hereby will be issued in reliance on the exemption from securities registration in Section 4(a)(2) under the Securities Act and Rule 506 promulgated thereunder.

The Shares of common stock to be offered by the Selling Stockholders are “restricted” securities under applicable federal and state securities laws and are being registered under the Securities Act to give the Selling Stockholders the opportunity to sell these Shares publicly. The registration of these Shares does not require that any of the Shares be offered or sold by the Selling Stockholders. Subject to these resale restrictions, the Selling Stockholders may from time to time offer and sell all or a portion of their Shares indicated below in privately negotiated transactions or on the Nasdaq Capital Market or any other market on which our common stock may subsequently be listed.

The registered shares may be sold directly or through brokers or dealers, or in a distribution by one or more underwriters on a firm commitment or best effort basis. To the extent required, the names of any agent or broker-dealer and applicable commissions or discounts and any other required information with respect to any particular offering will be set forth in a prospectus supplement. See the section of this prospectus entitled “Plan of Distribution”. The Selling Stockholders and any agents or broker-dealers that participate with the Selling Stockholders in the distribution of registered shares may be deemed to be “underwriters” within the meaning of the Securities Act, and any commissions received by them and any profit on the resale of the registered shares may be deemed to be underwriting commissions or discounts under the Securities Act.

No estimate can be given as to the amount or percentage of common stock that will be held by the Selling Stockholders after any sales made pursuant to this prospectus because the Selling Stockholders are not required to sell any of the Shares being registered under this prospectus. The following table assumes that the Selling Stockholders will sell all of the Shares listed in this prospectus.

Unless otherwise indicated in the footnotes below, no Selling Stockholder has been an officer or director of ours or any of our predecessors or affiliates or has had any material relationship with us or any of our affiliates within the past three years other than as a security holder.

Table of Contents

We have prepared this table based on written representations and information furnished to us by or on behalf of the Selling Stockholders. Since the date on which the Selling Stockholders provided this information, the Selling Stockholders may have sold, transferred or otherwise disposed of all or a portion of the shares of common stock in a transaction exempt from the registration requirements of the Securities Act. Unless otherwise indicated in the footnotes below, we believe that: (1) none of the Selling Stockholders are broker-dealers or affiliates of broker-dealers, (2) no Selling Stockholder has direct or indirect agreements or understandings with any person to distribute their Shares, and (3) the Selling Stockholders have sole voting and investment power with respect to all Shares beneficially owned, subject to applicable community property laws. To the extent any Selling Stockholder identified below is, or is affiliated with, a broker-dealer, it could be deemed, individually but not severally, to be an “underwriter” within the meaning of the Securities Act. Information about the Selling Stockholders may change over time. Any changed information will be set forth in supplements to this prospectus, if required.

Unless otherwise indicated, the following table sets forth information with respect to the beneficial ownership of our common stock held, as of September 30, 2019, by the Selling Stockholders and the number of Shares being registered hereby and information with respect to shares to be beneficially owned by the Selling Stockholders after completion of the offering of the shares for resale. We have determined beneficial ownership in accordance with the rules of the SEC. The inclusion of any shares in this table does not constitute an admission of beneficial ownership by the persons named below. The percentages in the following table reflect the shares beneficially owned by the Selling Stockholders as a percentage of the total number of shares of common stock outstanding as of September 30, 2019. As of such date, 17,710,659 shares of common stock were outstanding.

Beneficial Owner Name	Shares Beneficially Owned Before this Offering (1)		Maximum Number of Shares of Common Stock to be Offered Pursuant to this Prospectus	Shares Beneficially Owned After this Offering (1)(2)	
	Number	%		Number	%
1994, LLC (3)	422,562	2.4%	422,562	—	—
Aaron Michaelson	15,515	*	15,515	—	—
ABCS Partners (4)	53,912	*	53,912	—	—
Alan Bilzi	1,602	*	1,602	—	—
Albert & Hiedi Gentile	3,205	*	3,205	—	—
Alexander Arrow	3,205	*	3,205	—	—
Allan Lipkowitz Revocable Living Trust dtd August 26, 2005 (5)	3,205	*	3,205	—	—
Alok Agrawal and Ankur Agrawal	1,282	*	1,282	—	—
Amedeo Dino Sgueglia	7,692	*	7,692	—	—
American Portfolios Financial Services Inc. (6)	2,430	*	2,430	—	—
Amir Zaghoul & Mona Zaghoul	1,666	*	1,666	—	—
Amit Khot & Nimisha Bhatnagar Joint Trust With Right of Survivorship (“JTWROS”)	1,282	*	1,282	—	—
Andrew Brenner	2,564	*	2,564	—	—
Andrew Good	3,205	*	3,205	—	—
Anthony Azzara	4,807	*	4,807	—	—
Anthony Briguglio	641	*	641	—	—
Ardara Capital LP (7)	6,410	*	6,410	—	—
Argu Holdings LLC (8)	17,394	*	17,394	—	—
Arielle E. Crothers	3,846	*	3,846	—	—
Arthur Meyerovich (9)	26,092	*	26,092	—	—
Artyom Astafurov	10,871	*	10,871	—	—
Arun Virick	961	*	961	—	—
Asher Delug (10)	2,503,608	14.1%	2,503,608	—	—

[Table of Contents](#)

	Shares Beneficially Owned Before this Offering (1)		Maximum Number of Shares of Common Stock to be Offered Pursuant to this Prospectus	Shares Beneficially Owned After this Offering (1)(2)	
	Number	%	Number	Number	%
Ashish Grover & Manisha Grover	1,282	*	1,282	—	—
ATW Partner I, L.P. (11)	10,841	*	10,841	—	—
Azafran Capital Management, LLC (12)	9,757	*	9,757	—	—
Barry Cohn (13)	1,581	*	1,581	—	—
Belzberg & Co., Ltd. (14)	25,641	*	25,641	—	—
Bianca Yankov	3,846	*	3,846	—	—
BoxGroup Three LLC (15)	41,972	*	41,972	—	—
Brian M. Miller	4,615	*	4,615	—	—
Bruce Rosen	2,051	*	2,051	—	—
Bryan Ciambella	1,705	*	1,705	—	—
Byron Hughey	1,025	*	1,025	—	—
Carol Giorello & Anthony Giorello JTWROS	1,602	*	1,602	—	—
Carol Cody	6,410	*	6,410	—	—
Casimir Skrzypczak	3,205	*	3,205	—	—
Chaks LLC (16)	3,205	*	3,205	—	—
Charles Freeland	1,602	*	1,602	—	—
Chris Fioni	2,564	*	2,564	—	—
Christine Gordon Brown	1,602	*	1,602	—	—
Christopher Cozzolino (17)	19,864	*	19,864	—	—
Christopher Innace	17,948	*	17,948	—	—
CKR Law LLP (18)	5,769	*	5,769	—	—
Clayton A. Struve	19,230	*	19,230	—	—
Craig Bordon	3,205	*	3,205	—	—
Daniel D. Sambucci	1,602	*	1,602	—	—
Daniel Salvas	4,871	*	4,871	—	—
Daryl Squicciraini	12,820	*	12,820	—	—
David Frydrych	6,410	*	6,410	—	—
David Giljohann	641	*	641	—	—
David Sutton	240	*	240	—	—
Deccan Pacific Ventures, LLC (19)	1,602	*	1,602	—	—
Dennis T. Brooks	1,923	*	1,923	—	—
Dhruv Garg	626	*	626	—	—
DiamondRock, LLC (20)	4,487	*	4,487	—	—
Dinosaur Financial Group, LLC (21)	973	*	973	—	—
Douglas Kohrs	12,820	*	12,820	—	—
Dov Junik	12,820	*	12,820	—	—
Drew Katz	16,025	*	16,025	—	—
Dyke Rogers	9,615	*	9,615	—	—
Edward King	6,410	*	6,410	—	—
Edward Mermelstein	6,410	*	6,410	—	—
EFD Capital Inc. (22)	3,394	*	3,394	—	—
Elizabeth Crothers	2,884	*	2,884	—	—
Eric Aroesty	16,025	*	16,025	—	—
Eric Schwartz	74,569	*	74,569	—	—
Erick E. Richardson	5,128	*	5,128	—	—
Ernest J. Mattei & Michele M. Mattei JTWROS	2,564	*	2,564	—	—

[Table of Contents](#)

	Shares Beneficially Owned Before this Offering (1)		Maximum Number of Shares of Common Stock to be Offered Pursuant to this Prospectus	Shares Beneficially Owned After this Offering (1)(2)	
	Number	%		Number	%
Ernest W. Moody Revocable Trust, DTD Jan 14 2009 (23)	32,051	*	32,051	—	—
F&M Star Alliance, Inc. (24)	58,974	*	58,974	—	—
FirstFire Global Opportunities Fund LLC (25)	15,384	*	15,384	—	—
Frank Farello	1,602	*	1,602	—	—
George Kingsley & Nadine Kingsley JTWROS	5,128	*	5,128	—	—
Giles Sandvik & Jeanne Sandvik JTWROS	1,538	*	1,538	—	—
Griffin Page & Co. Inc. (26)	5,189	*	5,189	—	—
Gunther Meyberg	1,602	*	1,602	—	—
GV 2016, L.P. (27)	991,852	5.6%	991,852	—	—
GV 2017, L.P. (28)	64,102	*	64,102	—	—
Horizon Credit II LLC (29)	25,641	*	76,923	—	—
Horizon Funding Trust 2019-1 (30)	51,282	*	51,282	—	—
Howard David Liebreich Revocable Trust UA DTD 11.28.2012 (31)	6,410	*	6,410	—	—
Howard Stringer	1,602	*	1,602	—	—
Hudson Bay Master Fund Ltd. (32)	224,358	1.3%	224,358	—	—
Ian Jacobs	3,205	*	3,205	—	—
IFG Health Inc. (33)	302,348	1.7%	288,461	13,887	*
Igor Belousov	3,205	*	3,205	—	—
Igor Semenov	125,641	*	125,641	—	—
Ilario Licul & Barbara J. Licul JTWROS	19,230	*	19,230	—	—
Inna Mamuta	3,205	*	3,205	—	—
Intracoastal Capital, LLC (34)	19,230	*	19,230	—	—
Irwin Rosenfeld	1,282	*	1,282	—	—
James Saylor & Dorothy Saylor JTWROS	3,205	*	3,205	—	—
James Messing	1,602	*	1,602	—	—
Jay Bradbury	6,410	*	6,410	—	—
Jeff Rennell & Christine Rennell JTWROS	32,051	*	32,051	—	—
Jeffrey Berman (35)	12,820	*	12,820	—	—
Jeffrey Kuhr	641	*	641	—	—
Jeffrey P. Wiegand (36)	7,692	*	7,692	—	—
Jesse Janssen (37)	9,023	*	9,023	—	—
Jingren (James) Xu	626	*	626	—	—
JNS Holdings Group LLC (38)	6,410	*	6,410	—	—
Joel Pruzansky	3,205	*	3,205	—	—
Joel Yanowitz	3,205	*	3,205	—	—
John A. Friede	32,051	*	32,051	—	—
John C. Blazier & Fleur Christensen	1,923	*	1,923	—	—
John DeCanio	1,602	*	1,602	—	—
John Joubert	64,102	*	64,102	—	—
John V. Wagner	5,769	*	5,769	—	—
Jonathan & Gina Blatt Childrens' Trust UA 02.20.2002 (39)	1,025	*	1,025	—	—
Jonathan Blatt & Gina Blatt JTWROS	2,243	*	2,243	—	—
Joseph Torsiello & Cynthia Torsiello JTWROS	3,205	*	3,205	—	—

[Table of Contents](#)

	Shares Beneficially Owned Before this Offering (1)		Maximum Number of Shares of Common Stock to be Offered Pursuant to this Prospectus	Shares Beneficially Owned After this Offering (1)(2)	
	Number	%	Number	Number	%
Joseph F. Grassi	1,282	*	1,282	—	—
Joseph Rubino	3,205	*	3,205	—	—
Joseph Schump	6,410	*	6,410	—	—
Judson Cooper	4,681	*	4,681	—	—
Julie Wineman	3,846	*	3,846	—	—
K. David Tritsch	2,948	*	2,948	—	—
KashFlow18 LLC (40)	3,205	*	3,205	—	—
Kaushal Pandya	1,025	*	1,025	—	—
Keith Murphy	23,076	*	23,076	—	—
Kevin Andrew McColl	1,602	*	1,602	—	—
Kevin Filosa (41)	1,383	*	1,383	—	—
Kevin Li	1,602	*	1,602	—	—
Kevin Weinman	2,869	*	2,869	—	—
Kola Agbaje (42)	2,448	*	2,448	—	—
Lam Lu	104	*	104	—	—
Larisa Storozhenko (43)	1,375,935	7.8%	1,375,935	—	—
Larry Caillouet	1,923	*	1,923	—	—
Lawrence Serini	641	*	641	—	—
Lee Harrison Corbin	8,012	*	8,012	—	—
Lee J. Seidler Revocable Trust dtd 4.12.1990 (44)	3,205	*	3,205	—	—
Leland Zurich & Valerie Zurich JTWROS	12,820	*	12,820	—	—
Leonite Capital LLC (45)	21,153	*	21,153	—	—
Lina Kay	148,782	*	148,782	—	—
Linda DelPonte	1,282	*	1,282	—	—
Lisa Dvorin	1,602	*	1,602	—	—
Lisa M. Van Goor	6,410	*	6,410	—	—
Lisa Piper	2,051	*	2,051	—	—
Lisa Torsiello	12,820	*	12,820	—	—
Louis Alan Klevan	1,602	*	1,602	—	—
Louis Sanzo	3,205	*	3,205	—	—
Lynn Zheng	3,205	*	3,205	—	—
Macgregor Fogelsong	2,884	*	2,884	—	—
Mackie Klingbeil	3,205	*	3,205	—	—
Mark Eurek	1,602	*	1,602	—	—
Mark Tompkins	3,205	*	3,205	—	—
Mark W. Spencer	6,410	*	6,410	—	—
Martin Toner and Claudia Toner JTWROS	6,410	*	6,410	—	—
Martin J. Junge	7,692	*	7,692	—	—
Matthew Longo	3,846	*	3,846	—	—
Matthew Monchik	1,282	*	1,282	—	—
Matthew Orr	16,025	*	16,025	—	—
Maurico Martinez	1,538	*	1,538	—	—
Maximus Yaney (46)	249,603	1.4%	249,603	—	—
Michael LoRusso & Valerie LoRusso JTWROS	3,205	*	3,205	—	—
Michael Colandrea	2,564	*	2,564	—	—
Michael J. Mathieu	3,205	*	3,205	—	—

[Table of Contents](#)

	Shares Beneficially Owned Before this Offering (1)		Maximum Number of Shares of Common Stock to be Offered Pursuant to this Prospectus	Shares Beneficially Owned After this Offering (1)(2)	
	Number	%		Number	%
Michael Levine	2,564	*	2,564	—	—
Michael Silverman (47)	111,153	*	111,153	—	—
Michael T. Rich Jr.	1,602	*	1,602	—	—
Michael Zapolin	1,282	*	1,282	—	—
Michele McCarthy	6,410	*	6,410	—	—
MidCap Funding XXVIII Trust (48)	44,871	*	44,871	—	—
Mihal Chaouat-Fix (49)	321,266	1.8%	4,348	312,851	1.8%
Mikhail Dank	1,923	*	1,923	—	—
Mohawk Interplay LLC (50)	10,841	*	10,841	—	—
Morgan Janssen (51)	11,006	*	11,006	—	—
MV II, LLC (52)	2,123,078	12.0%	2,123,078	—	—
Najafi Enterprises, LLC (53)	6,410	*	6,410	—	—
Nitin Bhatnagar & Neelima Bhatnagar JTWROS	1,602	*	1,602	—	—
Noel McGee	641	*	641	—	—
Nomadic Ventures, Inc. (54)	15,520	*	15,520	—	—
Oceanic I Club LLC (55)	6,410	*	6,410	—	—
Ophir Tanz	18,623	*	18,623	—	—
Osprey I, LLC (56)	3,205	*	3,205	—	—
Parizou Trading EOOD (57)	16,025	*	16,025	—	—
Patricia E. King	3,205	*	3,205	—	—
Patrick G. Patel	38,461	*	38,461	—	—
Paul Ehrenstein (58)	365	*	365	—	—
Peter K. Janssen (59)	130,805	*	130,805	—	—
Peter W. Janssen	179,487	1.0%	179,487	—	—
Philip Rabinovich (60)	2,564	*	2,564	—	—
Philip W. Faucette, II	1,602	*	1,602	—	—
Proactive Capital Partners, L.P. (61)	6,410	*	6,410	—	—
Racho Ribarov	19,230	*	19,230	—	—
Randy Sebring & Alice Sebring	12,820	*	12,820	—	—
Ravi Gutta	14,102	*	14,102	—	—
Raymond Warenik	641	*	641	—	—
Reinaldo Cubi	1,282	*	1,282	—	—
Renato Labadan	6,410	*	6,410	—	—
Ricardo Hernandez	44	*	44	—	—
Richard Dietl	6,410	*	6,410	—	—
Richard Madison	2,051	*	2,051	—	—
Richard Pashayan	3,205	*	3,205	—	—
Richard Pisacano	1,602	*	1,602	—	—
RMR Wealth Management LLC (62)	5,516	*	5,516	—	—
Robert Burkhardt	1,602	*	1,602	—	—
Robert Crothers (63)	20,555	*	20,555	—	—
Robert D. Frankel	1,282	*	1,282	—	—
Robert G. Maxon	2,564	*	2,564	—	—
Robert Jacob & Christine Jacob	961	*	961	—	—
Robert Lengwenus (64)	544	*	544	—	—
Robinson Crothers (65)	5,138	*	5,138	—	—

[Table of Contents](#)

	Shares Beneficially Owned Before this Offering (1)		Maximum Number of Shares of Common Stock to be Offered Pursuant to this Prospectus	Shares Beneficially Owned After this Offering (1)(2)	
	Number	%		Number	%
Roman Livson (66)	25,422	*	25,422	—	—
Ronald Bonelli & Annette Bonelli JTWROS	3,205	*	3,205	—	—
Ronald Bartlett & Valerie Bartlett JTWROS	3,205	*	3,205	—	—
Rory McGee	641	*	641	—	—
Samuel Fisher	641	*	641	—	—
Sapan Nainani	1,282	*	1,282	—	—
Sara Blake	1,369	*	1,369	—	—
Satterfield Vintage Investments L.P. (67)	64,102	*	64,102	—	—
Saurabh Gupta	6,225	*	6,225	—	—
Scot Cohen (68)	53,212	*	53,212	—	—
Sergey Nedoroslev	134,615	*	134,615	—	—
Shaar Hazuhov LLC (69)	3,910	*	3,910	—	—
Sneh Singhal	1,923	*	1,923	—	—
SP Capital Partners LLC (70)	3,205	*	3,205	—	—
Spencer Stouffer	6,410	*	6,410	—	—
Stan Rabinovich	10,256	*	10,256	—	—
Stephen Pisacano	1,666	*	1,666	—	—
Stephen R. Mut	3,205	*	3,205	—	—
Stephen Renaud (71)	42,840	*	42,840	—	—
Steven Bernhard	3,205	*	3,205	—	—
Steven Elias & Bessie Elias	1,602	*	1,602	—	—
Steven Wittels & Risa Kirsh JTWROS	6,410	*	6,410	—	—
Terry Khorassani	1,602	*	1,602	—	—
Thad C. Berger	3,205	*	3,205	—	—
The 2000 Welch Charitable Remainder Unitrust Agreement II (72)	9,615	*	9,615	—	—
The Craig R. Whited and Gilda Whited Joint Living Trust DTD 03.25.16 (73)	10,256	*	10,256	—	—
The Steven and Kaye Yost Family Trust dtd 02.07.92 (74)	1,282	*	1,282	—	—
Thomas A. McGurk, Jr.	1,538	*	1,538	—	—
Thomas L. DuPont	9,615	*	9,615	—	—
Thomas LaMarca	641	*	641	—	—
Thomas Leith	12,820	*	12,820	—	—
Thomas Norgiel	3,333	*	3,333	—	—
Thomas Zahavi	3,846	*	3,846	—	—
Tim Elmes, LLC Pension Plan (75)	8,974	*	8,974	—	—
Toba Capital Ventures Series of Toba Capital LLC (76)	384,615	2.2%	384,615	—	—
Trout Lake Enterprises LP (77)	19,230	*	19,230	—	—
Tushar Trivedi	6,410	*	6,410	—	—
U.S. International Consulting Network-New Jersey Corp (dba ICN Holding) (78)	12,820	*	12,820	—	—
Vassily Sidorov	25,641	*	25,641	—	—
Veronica Marano and Thomas M. Volckening JTWROS	3,205	*	3,205	—	—

[Table of Contents](#)

	Shares Beneficially Owned Before this Offering (1)		Maximum Number of Shares of Common Stock to be Offered Pursuant to this Prospectus	Shares Beneficially Owned After this Offering (1)(2)	
	Number	%	Number	Number	%
Walsh Capital Fund Trust (79)	12,820	*	12,820	—	—
William Barthelme	1,025	*	1,025	—	—
William C. Sykes	10,256	*	10,256	—	—
William Crothers	3,012	*	3,012	—	—
William Jeffrey Kadi	16,025	*	16,025	—	—
William Monchik	1,282	*	1,282	—	—
William Strawbridge	1,282	*	1,282	—	—
The Sarig-Bulow Family Trust (80)	891,551	5.0%	430,605	460,946	2.6%
Zhanna Sokolova	3,182	*	3,182	—	—

* Denotes less than 1%

- (1) Beneficial ownership is determined in accordance with Rule 13d-3 under the Exchange Act. In computing the number of shares beneficially owned by a person and the percentage ownership of that person, shares of common stock subject to the Warrants, options and other convertible securities held by that person that are currently exercisable or exercisable within 60 days (of September 30, 2019) are deemed outstanding. Shares subject to warrants, options and other convertible securities, however, are not deemed outstanding for the purpose of computing the percentage ownership of any other person.
- (2) We do not know when or in what amounts a selling stockholder may offer shares for sale. The Selling Stockholders may choose not to sell any or all of the shares offered by this prospectus. Certain Selling Stockholders are subject to lock-up agreements which limits the ability of such Selling Stockholders to sell or otherwise transfer the shares of common stock beneficially owned. Because the Selling Stockholders may offer all or some of the Shares pursuant to this offering, we cannot estimate the number of the Shares that will be held by the Selling Stockholders after completion of the offering. However, for purposes of this table, we have assumed that, after completion of the offering, all of the Shares covered by this prospectus will be sold by the Selling Stockholders and that the Selling Stockholders do not acquire beneficial ownership of any additional shares.
- (3) Eric Schwartz is the control person of 1994, LLC and has dispositive power over the shares held by 1994, LLC.
- (4) Jeffrey Berman is the control person of ABCS Partners and has dispositive power over the shares held by ABCS Partners.
- (5) Allan Lipkowitz is the control person of Allan Lipkowitz Revocable Living Trust dated August 26, 2005 and has dispositive power over the shares held by Allan Lipkowitz Revocable Living Trust dated August 26, 2005.
- (6) Damon Joyner is the control person of American Portfolios Financial Services, Inc. and has dispositive power over the shares held by American Portfolios Financial Services, Inc. The number of shares offered by American Portfolios Financial Services, Inc. is comprised of 2,430 shares of common stock issuable upon exercise of a Warrant held by American Portfolios Financial Services, Inc. In connection with the private placement offering of Series C Preferred Stock of Mohawk Opco, Katalyst Securities LLC was entitled to receive warrants exercisable for 196,364 shares of Series C Preferred Stock of Mohawk Opco (the “Mohawk Opco Warrants”), which were replaced with the Warrants at the Effective Time. Katalyst Securities LLC has assigned its rights under the Warrants with respect to 9,477 shares of common stock issuable upon exercise of the warrants (the “Warrant Shares”) to American Portfolios Financial Services, Inc. The Warrant Shares offered by American Portfolios Financial Services, Inc. were acquired in the ordinary course of business. American Portfolios Financial Services, Inc. did not have any agreements or understandings, directly or indirectly, with any person to distribute the shares offered by American Portfolios Financial Services, Inc. at the time of purchase of such securities. American Portfolios Financial Services, Inc. is a FINRA registered broker-dealer.

Table of Contents

- (7) Patrick Mullin is the control person of Ardara Capital LP and has dispositive power over the shares held by Ardara Capital LP.
- (8) Antonio Ruiz-Gimenez is the control person of Argu Holdings LLC and has dispositive power over the shares held by Argu Holdings LLC.
- (9) Arthur Meyerovich is the beneficial owner of shares held by Gratitude Group, LLC. Mr. Meyerovich is the control person of Gratitude Group, LLC and has dispositive power over the shares held by Gratitude Group, LLC.
- (10) Mr. Delug served as a member of our board of directors from September 2018 to June 2019 and as a director of Mohawk Opco from June 2014 to September 2018. Mr. Delug has entered into the Delug Voting Agreement with us, pursuant to which our board of directors has the sole right to vote all of the Delug Voting Interests as Mr. Delug's proxyholder. Pursuant to the proxy granted by Mr. Delug, our board of directors is required to vote all of the Delug Voting Interests in direct proportion to the voting of the shares and equity interests voted by all holders other than Mr. Delug. The proxy granted by Mr. Delug under the Delug Voting Agreement is irrevocable. In addition, the Delug Voting Agreement proxyholder may not be changed unless we receive the prior approval of The Nasdaq Stock Market LLC. The Delug Voting Agreement became effective on June 12, 2019 and will continue until the earlier to occur of (i) a Deemed Liquidation Event unless, immediately upon such Deemed Liquidation Event, our common stock is and remains listed on The Nasdaq Stock Market LLC, or (ii) Mr. Delug's death. Through the Delug Voting Agreement, our board of directors has voting power over an aggregate of 2,503,608 shares of our common stock through shares of common stock held by Mr. Delug. See the section of this prospectus entitled "Certain Relationships and Related Party Transactions—Voting Agreement with Asher Delug". Mr. Delug is subject to a lock-up agreement which limits the ability of Mr. Delug to sell or otherwise transfer the shares of common stock beneficially owned. Mr. Delug will be permitted to sell up to 25% of his shares commencing on June 12, 2020, up to 50% of his shares commencing on September 12, 2020, up to 75% of his shares commencing on December 12, 2020 and up to 100% of his shares commencing on March 12, 2021.
- (11) Antonio Ruiz-Gimenez is the control person of ATW Partner I, L.P. and has dispositive power over the shares held by ATW Partner I, L.P.
- (12) James F. Kenefick is the control person of Azafran Capital Management, LLC and has dispositive power over the shares held by Azafran Capital Management, LLC.
- (13) The number of shares offered by Barry S. Cohn is comprised of 1,581 shares of common stock issuable upon exercise of a Warrant held by Barry S. Cohn. Barry S. Cohn is a FINRA registered broker-dealer. Barry S. Cohn is also affiliated with American Portfolios Financial Services, Inc., a FINRA registered broker-dealer. In connection with the private placement offering of Series C Preferred Stock of Mohawk Opco, Katalyst Securities LLC was entitled to receive the Mohawk Opco Warrants, which were replaced with the Warrants at the Effective Time. Katalyst Securities LLC has assigned its rights under the Warrants with respect to 1,581 shares of the Warrant Shares to Barry S. Cohn. The Warrant Shares offered by Barry S. Cohn were acquired in the ordinary course of business. Barry S. Cohn did not have any agreements or understandings, directly or indirectly, with any person to distribute the shares offered by Barry S. Cohn at the time of purchase of such securities.
- (14) Ryan Chan is the control person of Belzberg & Co., Ltd. and has dispositive power over the shares held by Belzberg & Co., Ltd.
- (15) David Tisch is the managing member of BoxGroup Three LLC and has dispositive power over the shares held by BoxGroup Three LLC.
- (16) Sudip Chakraborty is the control person of Chaks LLC and has dispositive power over the shares held by Chaks LLC.
- (17) The number of shares offered by Christopher Cozzolino is comprised of (i) 12,820 shares of common stock and (ii) 7,044 shares of common stock issuable upon exercise of a Warrant held by Christopher Cozzolino. Christopher Cozzolino is a FINRA registered broker-dealer. Christopher Cozzolino is also affiliated with Katalyst Securities LLC, a FINRA registered broker-dealer. In connection with the private placement offering of Series C Preferred Stock of Mohawk Opco, Katalyst Securities LLC was entitled to receive the Mohawk Opco Warrants, which were replaced with the Warrants at the Effective Time. Katalyst Securities

Table of Contents

LLC has assigned its rights under the Warrants with respect to 7,044 shares of the Warrant Shares to Christopher Cozzolino. The shares and Warrant Shares offered by Christopher Cozzolino were acquired in the ordinary course of business. Christopher Cozzolino did not have any agreements or understandings, directly or indirectly, with any person to distribute the shares offered by Christopher Cozzolino at the time of purchase of such securities.

- (18) The number of shares offered by CKR Law LLP is comprised of (i) 5,128 shares of common stock and (ii) 641 shares of common stock issuable upon exercise of a Warrant held by CKR Law LLP. In connection with the private placement offering of Series C Preferred Stock of Mohawk Opco, Katalyst Securities LLC was entitled to receive the Mohawk Opco Warrants, which were replaced with the Warrants at the Effective Time. Katalyst Securities LLC has assigned its rights under the Warrants with respect to 641 shares of the Warrant Shares to CKR Law LLP. The shares and Warrant Shares offered by CKR Law LLP were acquired in the ordinary course of business. CKR Law LLP did not have any agreements or understandings, directly or indirectly, with any person to distribute the shares offered by CKR Law LLP at the time of purchase of such securities. Jeff A. Rinde is the managing partner of CKR Law LLP and has dispositive power over the shares held by CKR Law LLP.
- (19) Ramesh Karipeneni is the control person of Deccan Pacific Ventures, LLC and has dispositive power over the shares held by Deccan Pacific Ventures, LLC.
- (20) Neil Rock is the control person of DiamondRock, LLC and has dispositive power over the shares held by DiamondRock, LLC.
- (21) Elliot Grossman is the control person of Dinosaur Financial Group, LLC and has dispositive power over the shares held by Dinosaur Financial Group, LLC. The number of shares offered by Dinosaur Financial Group, LLC is comprised of 973 shares of common stock issuable upon exercise of a Warrant held by Dinosaur Financial Group, LLC. Dinosaur Financial Group, LLC is a FINRA registered broker-dealer. In connection with the private placement offering of Series C Preferred Stock of Mohawk Opco, Katalyst Securities LLC was entitled to receive the Mohawk Opco Warrants, which were replaced with the Warrants at the Effective Time. Katalyst Securities LLC has assigned its rights under the Warrants with respect to 973 shares of the Warrant Shares to Dinosaur Financial Group, LLC. The Warrant Shares offered by Dinosaur Financial Group, LLC were acquired in the ordinary course of business. Dinosaur Financial Group, LLC did not have any agreements or understandings, directly or indirectly, with any person to distribute the shares offered by Dinosaur Financial Group, LLC at the time of purchase of such securities.
- (22) Barbara Glens is the control person of EFD Capital Inc. and has dispositive power over the shares held by EFD Capital Inc. The number of shares offered by EFD Capital Inc. is comprised of 3,394 shares of common stock issuable upon exercise of a Warrant held by EFD Capital Inc. In connection with the private placement offering of Series C Preferred Stock of Mohawk Opco, Katalyst Securities LLC was entitled to receive the Mohawk Opco Warrants, which were replaced with the Warrants at the Effective Time. Katalyst Securities LLC has assigned its rights under the Warrants with respect to 3,394 shares of the Warrant Shares to EFD Capital Inc. The Warrant Shares offered by EFD Capital Inc. were acquired in the ordinary course of business. EFD Capital Inc. did not have any agreements or understandings, directly or indirectly, with any person to distribute the shares offered by EFD Capital Inc. at the time of purchase of such securities.
- (23) Ernest W. Moody is the control person of Ernest W. Moody Revocable Trust, DTD Jan 14 2009 and has dispositive power over the shares held by Ernest W. Moody Revocable Trust, DTD Jan 14 2009.
- (24) Roman Ryzhkov is the control person of F&M Star Alliance, Inc. and has dispositive power over the shares held by F&M Star Alliance, Inc.
- (25) Eliezer S. Fireman is the control person of FirstFire Global Opportunities Fund LLC and has dispositive power over the shares held by FirstFire Global Opportunities Fund LLC.
- (26) Kim Page is the control person of Griffin Page & Co. Inc. and has dispositive power over the shares held by Griffin Page & Co. Inc.
- (27) GV 2016 GP, L.P., the general partner of GV 2016, L.P., GV 2016 GP, L.L.C., the general partner of GV 2016 GP, L.P., Alphabet Holdings LLC, the sole member of GV 2016 GP, L.L.C., XXVI Holdings Inc., the managing member of Alphabet Holdings LLC, and Alphabet Inc., the sole stockholder of XXVI Holdings Inc., may each be deemed to have sole power to vote or dispose of the shares held directly by GV 2016, L.P. From March 6, 2017 to September 4, 2018, David C. Munichiello was a member of the board of directors of

[Table of Contents](#)

- Mohawk Opco, our predecessor entity. Mr. Munichiello is a partner at GV and an affiliate of GV 2016, L.P. but does not have voting or dispositive power over the shares held by GV 2016, L.P.
- (28) GV 2017 GP, L.P., the general partner of GV 2017, L.P., GV 2017 GP, L.L.C., the general partner of GV 2017 GP, L.P., Alphabet Holdings LLC, the sole member of GV 2017 GP, L.L.C., XXVI Holdings Inc., the managing member of Alphabet Holdings LLC, and Alphabet Inc., the sole stockholder of XXVI Holdings Inc., may each be deemed to have sole power to vote or dispose of the shares held directly by GV 2017, L.P. From March 6, 2017 to September 4, 2018, David C. Munichiello was a member of the board of directors of Mohawk Opco, our predecessor entity. Mr. Munichiello is a partner at GV and an affiliate of GV 2017, L.P. but does not have voting or dispositive power over the shares held by GV 2017, L.P.
- (29) The number of shares offered by Horizon Credit II LLC is comprised of 25,641 shares of common stock issuable upon exercise of Warrants held by Horizon Credit II, LLC. We issued the Warrants to Horizon Technology Finance Corporation in connection with the Horizon Loan Agreement. Horizon assigned its rights under the Warrants with respect to 25,641 shares of the Warrant Shares to Horizon Credit II LLC. The shares issuable upon exercise of the Warrants offered by Horizon Credit II, LLC were acquired in the ordinary course of business. Horizon Credit II, LLC did not have any agreements or understandings, directly or indirectly, with any person to distribute the shares offered by Horizon at the time of purchase of such securities. Robert D. Pomeroy, Jr. is the control person of Horizon Credit II LLC and has dispositive power over the shares held by Horizon Credit II, LLC.
- (30) The number of shares offered by Horizon Funding Trust 2019-1 is comprised of 51,282 shares of common stock issuable upon exercise of Warrants held by Horizon Credit II, LLC. We issued the Warrants to Horizon in connection with the Horizon Loan Agreement. Horizon assigned its rights under the Warrants with respect to 51,282 shares of the Warrant Shares to Horizon Funding 2019-1 LLC, which assigned its rights under the Warrants with respect to 51,282 shares of the Warrant Shares to Horizon Funding Trust 2019-1. The shares issuable upon exercise of the Warrants offered by Horizon Funding Trust 2019-1 were acquired in the ordinary course of business. Horizon Funding Trust 2019-1 did not have any agreements or understandings, directly or indirectly, with any person to distribute the shares offered by Horizon Funding Trust 2019-1 at the time of purchase of such securities. Robert D. Pomeroy, Jr. is the control person of Horizon Funding Trust 2019-1 and has dispositive power over the shares held by Horizon Funding Trust 2019-1.
- (31) Howard David Liebreich is the control person of Howard David Liebreich Revocable Trust UA DTD 11.28.2012 and has dispositive power over the shares held by Howard David Liebreich Revocable Trust UA DTD 11.28.2012.
- (32) Hudson Bay Capital Management LP, the investment manager of Hudson Bay Master Fund Ltd., has voting and investment power over these securities. Sander Gerber is the managing member of Hudson Bay GP LLC, which is the general partner of Hudson Bay Capital Management LP. Each of Hudson Bay Master Fund Ltd. and Sander Gerber disclaims beneficial ownership over these securities.
- (33) The number of shares offered by IFG Health, Inc. is comprised of 288,461 shares of common stock held by IFG Health, Inc. IFG Health, Inc.'s beneficial ownership is comprised of (i) 288,461 shares of common stock held by IFG Health, Inc., (ii) 11,751 shares of common stock issuable pursuant to stock options immediately exercisable held by Dr. Liu, and (iii) 2,136 shares of common stock issuable pursuant to stock options exercisable within 60 days after September 30, 2019 held by Dr. Liu. Dr. Liu is the control person of IFG Health, Inc. and has dispositive power over the shares held by IFG Health, Inc.
- (34) Mitchell P. Kopin and Daniel B. Asher, each of whom are managers of Intracoastal Capital, LLC, have shared voting control and investment discretion over the securities reported herein that are held by Intracoastal Capital, LLC. As a result, each of Mr. Kopin and Mr. Asher may be deemed to have beneficial ownership (as determined under Section 13(d) of the Securities Exchange Act of 1934, as amended) of the securities reported herein that are held by Intracoastal Capital, LLC.
- (35) The number of shares offered by Jeffrey Berman is comprised of 12,820 shares of common stock issuable upon exercise of a Warrant held by Jeffrey Berman. Jeffrey Berman is a FINRA registered broker-dealer. Jeffrey Berman is also affiliated with Katalyst Securities LLC, a FINRA registered broker-dealer. In connection with the private placement offering of Series C Preferred Stock of Mohawk Opco, Katalyst Securities LLC was entitled to receive the Mohawk Opco Warrants, which were replaced with the Warrants

Table of Contents

- at the Effective Time. Katalyst Securities LLC has assigned its rights under the Warrants with respect to 12,820 shares of the Warrant Shares to Jeffrey Berman. The Warrant Shares offered by Jeffrey Berman were acquired in the ordinary course of business. Jeffrey Berman did not have any agreements or understandings, directly or indirectly, with any person to distribute the shares offered by Jeffrey Berman at the time of purchase of such securities.
- (36) Jeffrey P. Wiegand is a FINRA registered broker-dealer. Jeffrey P. Wiegand is also affiliated with Robotti Securities, LLC, a FINRA registered broker-dealer. The shares offered by Jeffrey Wiegand were acquired in the ordinary course of business. Jeffrey Wiegand did not have any agreements or understandings, directly or indirectly, with any person to distribute the shares offered by Jeffrey Wiegand at the time of purchase of such securities.
- (37) The number of shares offered by Jesse Janssen is comprised of 9,023 shares of common stock issuable upon exercise of Warrants held by Jesse Janssen. Jesse Janssen is a FINRA registered broker-dealer. Jesse Janssen is also affiliated with Katalyst Securities LLC, a FINRA registered broker-dealer. In connection with the private placement offering of Series C Preferred Stock of Mohawk Opco, Katalyst Securities LLC was entitled to receive the Mohawk Opco Warrants, which were replaced with the Warrants at the Effective Time. Katalyst Securities LLC has assigned its rights under the Warrants with respect to 5,482 shares of the Warrant Shares to Jesse Janssen. Jesse Janssen has also been assigned the rights under the Warrants to 3,541 shares of the Warrant Shares pursuant to an agreement with another Selling Stockholder who previously received the rights under the Warrants pursuant to an assignment by Katalyst Securities LLC. The Warrant Shares offered by Jesse Janssen were acquired in the ordinary course of business. Jesse Janssen did not have any agreements or understandings, directly or indirectly, with any person to distribute the shares offered by Jesse Janssen at the time of purchase of such securities.
- (38) Joshua Silverman is the control person of JNS Holdings Group LLC and has dispositive power over the shares held by JNS Holdings Group LLC.
- (39) H. Joshua Blatt is the control person of Jonathan & Gina Blatt Childrens' Trust UA 02.20.2002 and has dispositive power over the shares held by Jonathan & Gina Blatt Childrens' Trust UA 02.20.2002.
- (40) Peter Kash is the control person of KashFlow18 LLC and has dispositive power over the shares held by KashFlow18 LLC.
- (41) The number of shares offered by Kevin Filosa is comprised of 1,383 shares of common stock issuable upon exercise of a Warrant held by Kevin Filosa. Kevin Filosa is a FINRA registered broker-dealer. Kevin Filosa is also affiliated with American Portfolio Financial Services, Inc., a FINRA registered broker-dealer. In connection with the private placement offering of Series C Preferred Stock of Mohawk Opco, Katalyst Securities LLC was entitled to receive the Mohawk Opco Warrants, which were replaced with the Warrants at the Effective Time. Katalyst Securities LLC has assigned its rights under the Warrants with respect to 1,383 shares of the Warrant Shares to Kevin Filosa. The Warrant Shares offered by Kevin Filosa were acquired in the ordinary course of business. Kevin Filosa did not have any agreements or understandings, directly or indirectly, with any person to distribute the shares offered by Kevin Filosa at the time of purchase of such securities.
- (42) The number of shares offered by Kola Agbaje is comprised of 2,448 shares of common stock issuable upon exercise of a Warrant held by Kola Agbaje. Kola Agbaje is a FINRA registered broker-dealer. Kola Agbaje is also affiliated with Katalyst Securities LLC, a FINRA registered broker-dealer. In connection with the private placement offering of Series C Preferred Stock of Mohawk Opco, Katalyst Securities LLC was entitled to receive the Mohawk Opco Warrants, which were replaced with the Warrants at the Effective Time. Katalyst Securities LLC has assigned its rights under the Warrants with respect to 2,448 shares of the Warrant Shares to Kola Agbaje. The Warrant Shares offered by Kola Agbaje were acquired in the ordinary course of business. Kola Agbaje did not have any agreements or understandings, directly or indirectly, with any person to distribute the shares offered by Kola Agbaje at the time of purchase of such securities.
- (43) Dr. Storozhenko was a member of the board of directors of Mohawk Opco until March 2017. MV II, LLC, Dr. Larisa Storozhenko and Mr. Maximus Yaney have entered into the Restated Voting Agreement with us, pursuant to which our board of directors has the sole right to vote all of the Voting Interests as the Designating Parties' proxyholder. Pursuant to the proxy granted by the Designating Parties, our board of directors is required to vote all of the Voting Interests in direct proportion to the voting of the shares and

equity interests voted by all holders other than the Designating Parties. The proxy granted by the Designating Parties under the Restated Voting Agreement is irrevocable. In addition, the Restated Voting Agreement proxyholder may not be changed unless we receive the prior approval of The Nasdaq Stock Market LLC. The Restated Voting Agreement became effective on June 12, 2019 and will continue until the earlier to occur of (i) a Deemed Liquidation Event unless, immediately upon such Deemed Liquidation Event, our common stock is and remains listed on The Nasdaq Stock Market LLC, or (ii) Mr. Yaney's death. Through the Restated Voting Agreement, our board of directors has voting power over an aggregate of 3,748,616 shares of our common stock through shares of common stock held by the Designating Parties. See the section of this prospectus entitled "Certain Relationships and Related Party Transactions—Voting Agreement among MV II, LLC, Dr. Larisa Storozhenko and Maximus Yaney". Dr. Storozhenko is subject to a lock-up agreement which limits the ability of Dr. Storozhenko to sell or otherwise transfer the shares of common stock beneficially owned. Dr. Storozhenko will be permitted to sell up to 25% of her shares commencing on March 12, 2020, up to 50% of her shares commencing on June 12, 2020, up to 75% of her shares commencing on September 12, 2020 and up to 100% of her shares commencing on December 12, 2021.

- (44) Lee Seidler is the control person of Lee J. Seidler Revocable Trust dtd 4.12.1990 and has dispositive power over the shares held by Lee J. Seidler Revocable Trust dtd 4.12.1990.
- (45) Avi Geller is the control person of Leonite Capital LLC and has dispositive power over the shares held by Leonite Capital LLC.
- (46) MV II, LLC, Dr. Larisa Storozhenko and Mr. Maximus Yaney have entered into the Restated Voting Agreement with us, pursuant to which our board of directors has the sole right to vote all of the Voting Interests as the Designating Parties' proxyholder. Pursuant to the proxy granted by the Designating Parties, our board of directors is required to vote all of the Voting Interests in direct proportion to the voting of the shares and equity interests voted by all holders other than the Designating Parties. The proxy granted by the Designating Parties under the Restated Voting Agreement is irrevocable. In addition, the Restated Voting Agreement proxyholder may not be changed unless we receive the prior approval of The Nasdaq Stock Market LLC. The Restated Voting Agreement became effective on June 12, 2019 and will continue until the earlier to occur of (i) a Deemed Liquidation Event unless, immediately upon such Deemed Liquidation Event, our common stock is and remains listed on The Nasdaq Stock Market LLC, or (ii) Mr. Yaney's death. Through the Restated Voting Agreement, our board of directors has voting power over an aggregate of 3,748,616 shares of our common stock through shares of common stock held by the Designating Parties. See the section of this prospectus entitled "Certain Relationships and Related Party Transactions—Voting Agreement among MV II, LLC, Dr. Larisa Storozhenko and Maximus Yaney". Mr. Yaney is a former employee and co-founder of Mohawk Opco, who ceased providing services to us in November 2017.
- (47) The number of shares offered by Michael Silverman is comprised of (i) 75,640 shares of common stock and (ii) 35,513 shares of common stock issuable upon exercise of a Warrant held by Michael Silverman. Michael Silverman is a FINRA registered broker-dealer. Michael Silverman is also affiliated with Katalyst Securities, LLC, a FINRA registered broker-dealer. In connection with the private placement offering of Series C Preferred Stock of Mohawk Opco, Katalyst Securities LLC was entitled to receive the Mohawk Opco Warrants, which were replaced with the Warrants at the Effective Time. Katalyst Securities LLC has assigned its rights under the Warrants with respect to 35,513 shares of the Warrant Shares to Michael Silverman. The shares and Warrant Shares offered by Michael Silverman were acquired in the ordinary course of business. Michael Silverman did not have any agreements or understandings, directly or indirectly, with any person to distribute the shares offered by Michael Silverman at the time of purchase of such securities. Michael Silverman was previously our President, Secretary, Treasurer and a member of our board of directors from March 2018 to September 2018.
- (48) The number of shares offered by MidCap Funding XXVIII Trust is comprised of 44,871 shares of common stock issuable upon exercise of a Warrant held by MidCap Funding XXVIII Trust. We issued the Warrant in connection with the MidCap Credit Agreement. The shares issuable upon exercise of the Warrant offered by MidCap Funding XXVIII Trust were acquired in the ordinary course of business. MidCap Funding XXVIII Trust did not have any agreements or understandings, directly or indirectly, with any person to distribute the

Table of Contents

- shares offered by MidCap Funding XXVIII Trust at the time of purchase of such securities. Howard Widra has dispositive power over the shares held by MidCap Funding XXVIII Trust.
- (49) The number of shares offered by Mihal Chaouat-Fix is comprised of 4,348 shares of common stock. Ms. Chaouat-Fix's beneficial ownership is comprised of (i) 4,348 shares of common stock held directly, (ii) 230,473 shares of restricted common stock granted pursuant to the 2019 Equity Plan which are subject to vesting, (iii) 35,271 shares of common stock issuable pursuant to stock options immediately exercisable, and (iv) 51,174 shares of common stock issuable pursuant to stock options exercisable within 60 days after September 30, 2019. The shares of restricted common stock granted pursuant to the 2019 Equity Plan have voting rights irrespective of any vesting requirements. Ms. Chaouat-Fix is subject to a lock-up agreement which limits the ability of Ms. Chaouat-Fix to sell or otherwise transfer the shares of common stock beneficially owned. Ms. Chaouat-Fix will be permitted to sell up to 100% of her shares commencing on June 12, 2020. Ms. Chaouat-Fix has served as our Chief Product Officer since September 2018 and as the Chief Operating Officer of Mohawk Opco from June 2014 to September 2018.
- (50) Mark Davis is the control person of Mohawk Interplay LLC and has dispositive power over the shares held by Mohawk Interplay LLC.
- (51) The number of shares offered by Morgan Janssen is comprised of (i) 2,564 shares of common stock and (ii) 8,442 shares of common stock issuable upon exercise of a Warrant held by Morgan Janssen. Morgan Janssen is a FINRA registered broker-dealer. Morgan Janssen is also affiliated with Katalyst Securities LLC, a FINRA registered broker-dealer. In connection with the private placement offering of Series C Preferred Stock of Mohawk Opco, Katalyst Securities LLC was entitled to receive the Mohawk Opco Warrants, which were replaced with the Warrants at the Effective Time. Katalyst Securities LLC has assigned its rights under the Warrants with respect to 8,442 shares of the Warrant Shares to Morgan Janssen. The shares and Warrant Shares offered by Morgan Janssen were acquired in the ordinary course of business. Morgan Janssen did not have any agreements or understandings, directly or indirectly, with any person to distribute the shares offered by Morgan Janssen at the time of purchase of such securities.
- (52) The number of shares offered by MV II, LLC is comprised of 2,123,078 shares of common stock held directly. Lucile Yaney is the control person of MV II, LLC and has dispositive power over the shares held by MV II, LLC. MV II, LLC, Dr. Larisa Storozhenko and Mr. Maximus Yaney have entered into the Restated Voting Agreement with us, pursuant to which our board of directors has the sole right to vote all of the Voting Interests as the Designating Parties' proxyholder. Pursuant to the proxy granted by the Designating Parties, our board of directors is required to vote all of the Voting Interests in direct proportion to the voting of the shares and equity interests voted by all holders other than the Designating Parties. The proxy granted by the Designating Parties under the Restated Voting Agreement is irrevocable. In addition, the Restated Voting Agreement proxyholder may not be changed unless we receive the prior approval of The Nasdaq Stock Market LLC. The Restated Voting Agreement became effective on June 12, 2019 and will continue until the earlier to occur of (i) a Deemed Liquidation Event unless, immediately upon such Deemed Liquidation Event, our common stock is and remains listed on The Nasdaq Stock Market LLC, or (ii) Mr. Yaney's death. Through the Restated Voting Agreement, our board of directors has voting power over an aggregate of 3,748,616 shares of our common stock through shares of common stock held by the Designating Parties. See the section of this prospectus entitled "Certain Relationships and Related Party Transactions—Voting Agreement among MV II, LLC, Dr. Larisa Storozhenko and Maximus Yaney". MV II, LLC is subject to a lock-up agreement which limits the ability of MV II, LLC to sell or otherwise transfer the shares of common stock beneficially owned. MV II, LLC will be permitted to sell up to 25% of its shares commencing on June 12, 2020, up to 50% of its shares commencing on September 12, 2020, up to 75% of its shares commencing on December 12, 2020 and up to 100% of its shares commencing on March 12, 2021.
- (53) Ali Najafi is the control person of Najafi Enterprises, LLC and has dispositive power over the shares held by Najafi Enterprises, LLC.
- (54) Lucas Morea is the control person of Nomadic Ventures, Inc. and has dispositive power over the shares held by Nomadic Ventures, Inc.
- (55) Igor Kokorine is the control person of Oceanic I Club LLC and has dispositive power over the shares held by Oceanic I Club LLC.

Table of Contents

- (56) Dale Burns is the control person of Osprey I, LLC and has dispositive power over the shares held by Osprey I, LLC.
- (57) Yordan Lyubeuov Yorslanov is the control person of Parizou Trading EOOD and has dispositive power over the shares held by Parizou Trading EOOD.
- (58) The number of shares offered by Paul Ehrenstein is comprised of 365 shares of common stock issuable upon exercise of a Warrant held by Paul Ehrenstein. Paul Ehrenstein is a FINRA registered broker-dealer. Paul Ehrenstein is also affiliated with Katalyst Securities LLC, a FINRA registered broker-dealer. In connection with the private placement offering of Series C Preferred Stock of Mohawk Opco, Katalyst Securities LLC was entitled to receive the Mohawk Opco Warrants, which were replaced with the Warrants at the Effective Time. Katalyst Securities LLC has assigned its rights under the Warrants with respect to 365 shares of the Warrant Shares to Paul Ehrenstein. The Warrant Shares offered by Paul Ehrenstein were acquired in the ordinary course of business. Paul Ehrenstein did not have any agreements or understandings, directly or indirectly, with any person to distribute the shares offered by Paul Ehrenstein at the time of purchase of such securities.
- (59) The number of shares offered by Peter K. Janssen is comprised of (i) 102,564 shares of common stock and (ii) 28,241 shares of common stock issuable upon exercise of a Warrant held by Peter K. Janssen. Peter K. Janssen is a FINRA registered broker-dealer. In connection with the private placement offering of Series C Preferred Stock of Mohawk Opco, Katalyst Securities LLC was entitled to receive the Mohawk Opco Warrants, which were replaced with the Warrants at the Effective Time. Katalyst Securities LLC has assigned its rights under the Warrants with respect to 28,241 shares of the Warrant Shares to Peter K. Janssen. The shares and Warrant Shares offered by Peter K. Janssen were acquired in the ordinary course of business. Peter K. Janssen did not have any agreements or understandings, directly or indirectly, with any person to distribute the shares offered by Peter K. Janssen at the time of purchase of such securities.
- (60) Philip Rabinovich is a FINRA registered broker-dealer. Philip Rabinovich is also affiliated with Dinosaur Financial Group, LLC, a FINRA registered broker-dealer. The shares offered by Philip Rabinovich were acquired in the ordinary course of business. Philip Rabinovich did not have any agreements or understandings, directly or indirectly, with any person to distribute the shares offered by Philip Rabinovich at the time of purchase of such securities.
- (61) Jeffrey Ramson is the control person of Proactive Capital Partners, L.P. and has dispositive power over the shares held by Proactive Capital Partners, L.P.
- (62) The number of shares offered by RMR Wealth Management, LLC is comprised of 5,516 shares of common stock issuable upon exercise of a Warrant held by RMR Wealth Management, LLC. In connection with the private placement offering of Series C Preferred Stock of Mohawk Opco, Katalyst Securities LLC was entitled to receive the Mohawk Opco Warrants, which were replaced with the Warrants at the Effective Time. Katalyst Securities LLC has assigned its rights under the Warrants with respect to 5,516 shares of the Warrant Shares to RMR Wealth Management, LLC. The Warrant Shares offered by RMR Wealth Management, LLC were acquired in the ordinary course of business. RMR Wealth Management, LLC did not have any agreements or understandings, directly or indirectly, with any person to distribute the shares offered by RMR Wealth Management, LLC at the time of purchase of such securities. Philip Rabinovich is the control person of RMR Wealth Management, LLC and has dispositive power over the shares held by RMR Wealth Management, LLC.
- (63) The number of shares offered by Robert Crothers is comprised of 20,555 shares of common stock issuable upon exercise of a Warrant held by Robert Crothers. Robert Crothers is a FINRA registered broker-dealer. Robert Crothers is also affiliated with American Portfolio Financial Services, Inc., a FINRA registered broker-dealer. In connection with the private placement offering of Series C Preferred Stock of Mohawk Opco, Katalyst Securities LLC was entitled to receive the Mohawk Opco Warrants, which were replaced with the Warrants at the Effective Time. Katalyst Securities LLC has assigned its rights under the Warrants with respect to 20,555 shares of the Warrant Shares to Robert Crothers. The Warrant Shares offered by Robert Crothers were acquired in the ordinary course of business. Robert Crothers did not have any agreements or understandings, directly or indirectly, with any person to distribute the shares offered by Robert Crothers at the time of purchase of such securities.
- (64) The number of shares offered by Robert Lengwenus is comprised of 544 shares of common stock issuable upon exercise of a Warrant held by Robert Lengwenus. Robert Lengwenus is a FINRA registered broker-

Table of Contents

dealer. Robert Lengwenus is also affiliated with American Portfolio Financial Services, Inc., a FINRA registered broker-dealer. In connection with the private placement offering of Series C Preferred Stock of Mohawk Opco, Katalyst Securities LLC was entitled to receive the Mohawk Opco Warrants, which were replaced with the Warrants at the Effective Time. Katalyst Securities LLC has assigned its rights under the Warrants with respect to 544 shares of the Warrant Shares to Robert Lengwenus. The Warrant Shares offered by Robert Lengwenus were acquired in the ordinary course of business. Robert Lengwenus did not have any agreements or understandings, directly or indirectly, with any person to distribute the shares offered by Robert Lengwenus at the time of purchase of such securities.

- (65) The number of shares offered by Robinson Crothers is comprised of 5,138 shares of common stock issuable upon exercise of a Warrant held by Robinson Crothers. Robinson Crothers is a FINRA registered broker-dealer. Robinson Crothers is also affiliated with American Portfolio Financial Services, Inc., a FINRA registered broker-dealer. In connection with the private placement offering of Series C Preferred Stock of Mohawk Opco, Katalyst Securities LLC was entitled to receive the Mohawk Opco Warrants, which were replaced with the Warrants at the Effective Time. Katalyst Securities LLC has assigned its rights under the Warrants with respect to 5,138 shares of the Warrant Shares to Robinson Crothers. The Warrant Shares offered by Robinson Crothers were acquired in the ordinary course of business. Robinson Crothers did not have any agreements or understandings, directly or indirectly, with any person to distribute the shares offered by Robinson Crothers at the time of purchase of such securities.
- (66) The number of shares offered by Roman Livson is comprised of (i) 2,564 shares of common stock and (ii) 22,858 shares of common stock issuable upon exercise of a Warrant held by Roman Livson. Roman Livson is a FINRA registered broker-dealer. Roman Livson is also affiliated with Katalyst Securities LLC, a FINRA registered broker-dealer. In connection with the private placement offering of Series C Preferred Stock of Mohawk Opco, Katalyst Securities LLC was entitled to receive the Mohawk Opco Warrants, which were replaced with the Warrants at the Effective Time. Katalyst Securities LLC has assigned its rights under the Warrants with respect to 22,858 shares of the Warrant Shares to Roman Livson. The shares and Warrant Shares offered by Roman Livson were acquired in the ordinary course of business. Roman Livson did not have any agreements or understandings, directly or indirectly, with any person to distribute the shares offered by Roman Livson at the time of purchase of such securities.
- (67) Thomas A. Satterfield Jr. is the control person of Satterfield Vintage Investments L.P. and has dispositive power over the shares held by Satterfield Vintage Investments L.P.
- (68) The number of shares offered by Scot Cohen is comprised of (i) 40,392 shares of common stock and (ii) 12,820 shares of common stock issuable upon exercise of a Warrant held by Scot Cohen. Scot Cohen has been assigned the rights under the Warrants to 12,820 shares of the Warrant Shares pursuant to an agreement with another Selling Stockholder who previously received the rights under the Warrants pursuant to an assignment by Katalyst Securities LLC. The Warrant Shares offered by Scot Cohen were acquired in the ordinary course of business. Scot Cohen did not have any agreements or understandings, directly or indirectly, with any person to distribute the shares offered by Scot Cohen at the time of purchase of such securities.
- (69) Ahron Gold is the control person of Shaar Hazuhov LLC and has dispositive power over the shares held by Shaar Hazuhov LLC.
- (70) Stan Rabinovich is the control person of SP Capital Partners, LLC and has dispositive power over the shares held by SP Capital Partners, LLC.
- (71) The number of shares offered by Stephen Renaud is comprised of (i) 28,205 shares of common stock and (ii) 14,635 shares of common stock issuable upon exercise of a Warrant held by Stephen Renaud. Stephen Renaud is a FINRA registered broker-dealer. Stephen Renaud is also affiliated with Katalyst Securities LLC, a FINRA registered broker-dealer. In connection with the private placement offering of Series C Preferred Stock of Mohawk Opco, Katalyst Securities LLC was entitled to receive the Mohawk Opco Warrants, which were replaced with the Warrants at the Effective Time. Katalyst Securities LLC has assigned its rights under the Warrants with respect to 14,635 shares of the Warrant Shares to Stephen Renaud. The shares and Warrant Shares offered by Stephen Renaud were acquired in the ordinary course of

Table of Contents

business. Stephen Renaud did not have any agreements or understandings, directly or indirectly, with any person to distribute the shares offered by Stephen Renaud at the time of purchase of such securities.

- (72) David Welch is the control person of The 2000 Welch Charitable Remainder Unitrust Agreement II and has dispositive power over the shares held by The 2000 Welch Charitable Remainder Unitrust Agreement II.
- (73) Craig Whited is the control person of The Craig R. Whited and Gilda Whited Joint Living Trust DTD 03.25.16 and has dispositive power over the shares held by The Craig R. Whited and Gilda Whited Joint Living Trust DTD 03.25.16.
- (74) Steven A. Yost is the control person of The Steven and Kaye Yost Family Trust dtd 02.07.92 and has dispositive power over the shares held by The Steven and Kaye Yost Family Trust dtd 02.07.92.
- (75) Tim Elmes is the control person of Tim Elmes, LLC Pension Plan and has dispositive power over the shares held by Tim Elmes, LLC Pension Plan.
- (76) Vincent C. Smith is the control person of Toba Capital Ventures Series of Toba Capital LLC and has dispositive power over the shares held by Toba Capital Ventures Series of Toba Capital LLC.
- (77) Charles Underbrink is the control person of Trout Lake Enterprises LP and has dispositive power over the shares held by Trout Lake Enterprises LP.
- (78) Igor Kokorine is the control person of U.S. International Consulting Network-New Jersey Corp (dba ICN Holding) and has dispositive power over the shares held by U.S. International Consulting Network-New Jersey Corp (dba ICN Holding).
- (79) Scott Walsh is the control person of Walsh Capital Fund Trust and has dispositive power over the shares held by Walsh Capital Fund Trust.
- (80) The number of shares offered by the Sarig-Bulow Family Trust is comprised of 430,605 shares of common stock held directly, and (ii) 460,946 shares of restricted common stock granted to Yaniv Sarig pursuant to the 2019 Equity Plan. The shares of restricted common stock granted pursuant to the 2019 Equity Plan have voting rights irrespective of any vesting requirements. The Sarig-Bulow Family Trust received the shares beneficially owned via gift on October 30, 2019 from Yaniv Sarig, our President and Chief Executive Officer. The Sarig-Bulow Family Trust is subject to a lock-up agreement which limits the ability of the Sarig-Bulow Family Trust to sell or otherwise transfer the shares of common stock beneficially owned. The Sarig-Bulow Family Trust will be permitted to sell up to 100% of its shares commencing on June 12, 2020. Arthur Meyeorvich and Greggory Heil are the control persons of the Sarig-Bulow Family Trust and have dispositive power over the shares held by the Sarig-Bulow Family Trust.

PLAN OF DISTRIBUTION

The Selling Stockholders may sell all or a portion of the shares of common stock beneficially owned by them and offered hereby from time to time directly or through one or more underwriters, broker-dealers or agents. If the shares of common stock are sold through underwriters or broker-dealers, the Selling Stockholders will be responsible for underwriting discounts or commissions or agent's commissions. The shares of common stock may be sold in one or more transactions at fixed prices, at prevailing market prices at the time of the sale, at varying prices determined at the time of sale, or at negotiated prices. The Selling Stockholders will act independently of us in making decisions with respect to the timing, manner and size of each sale. These sales may be effected in transactions, which may involve cross or block transactions:

- on any national securities exchange or quotation service on which the securities may be listed or quoted at the time of sale;
- in the over-the-counter market;
- in transactions otherwise than on these exchanges or systems or in the over-the-counter market;
- through the writing of options, whether such options are listed on an options exchange or otherwise;
- in ordinary brokerage transactions and transactions in which the broker-dealer solicits purchasers;
- in block trades in which the broker-dealer will attempt to sell the shares as agent but may position and resell a portion of the block as principal to facilitate the transaction;
- through purchases by a broker-dealer as principal and resale by the broker-dealer for its account;
- in an exchange distribution in accordance with the rules of the applicable exchange;
- in privately negotiated transactions;
- in short sales;
- through the distribution of the common stock by any Selling Stockholder to its partners, members or stockholders;
- through one or more underwritten offerings on a firm commitment or best efforts basis;
- in sales pursuant to Rule 144;
- whereby broker-dealers may agree with the Selling Stockholders to sell a specified number of such shares at a stipulated price per share;
- in a combination of any such methods of sale; and
- in any other method permitted pursuant to applicable law.

If the Selling Stockholders effect such transactions by selling shares of common stock to or through underwriters, broker-dealers or agents, such underwriters, broker-dealers or agents may receive commissions in the form of discounts, concessions or commissions from the Selling Stockholders or commissions from purchasers of the shares of common stock for whom they may act as agent or to whom they may sell as principal (which discounts, concessions or commissions as to particular underwriters, broker-dealers or agents may be in excess of those customary in the types of transactions involved). In connection with sales of the shares of common stock or otherwise, the Selling Stockholders may enter into hedging transactions with broker-dealers, which may in turn engage in short sales of the shares of common stock in the course of hedging in positions they assume. The Selling Stockholders may also sell shares of common stock short and deliver shares of common stock covered by this prospectus to close out short positions and to return borrowed shares in connection with such short sales. The Selling Stockholders may also loan or pledge shares of common stock to broker-dealers that in turn may sell such shares.

[Table of Contents](#)

The Selling Stockholders may pledge or grant a security interest in some or all of the shares of common stock or the Warrants owned by them and, if they default in the performance of their secured obligations, the pledgees or secured parties may offer and sell the shares of common stock from time to time pursuant to this prospectus or any amendment to this prospectus under Rule 424(b)(3) or other applicable provision of the Securities Act amending, if necessary, the list of Selling Stockholders to include the pledgee, transferee or other successors in interest as Selling Stockholders under this prospectus. The Selling Stockholders also may transfer and donate the shares of common stock in other circumstances in which case the transferees, donees, pledgees or other successors in interest will be the selling beneficial owners for purposes of this prospectus.

The Selling Stockholders, individually and not severally, and any broker-dealer participating in the distribution of the shares of common stock may be deemed to be “underwriters” within the meaning of the Securities Act, and any commission paid, or any discounts or concessions allowed to, any such broker-dealer may be deemed to be underwriting commissions or discounts under the Securities Act. At the time a particular offering of the shares of common stock is made, a prospectus supplement, if required, will be distributed which will set forth the aggregate amount of shares of common stock being offered and the terms of the offering, including the name or names of any broker-dealers or agents, any discounts, commissions and other terms constituting compensation from the Selling Stockholders and any discounts, commissions or concessions allowed or reallocated or paid to broker-dealers. The Selling Stockholders may indemnify any broker-dealer that participates in transactions involving the sale of the shares of common stock against certain liabilities, including liabilities arising under the Securities Act.

Under the securities laws of some states, the shares of common stock may be sold in such states only through registered or licensed brokers or dealers. In addition, in some states the shares of common stock may not be sold unless such shares have been registered or qualified for sale in such state or an exemption from registration or qualification is available and is complied with.

There can be no assurance that any Selling Stockholder will sell any or all of the shares of common stock registered pursuant to the registration statement of which this prospectus forms a part.

The Selling Stockholders and any other person participating in such distribution will be subject to applicable provisions of the Exchange Act and the rules and regulations thereunder, including, without limitation, Regulation M of the Exchange Act, which may limit the timing of purchases and sales of any of the shares of common stock by the Selling Stockholders and any other participating person. Regulation M may also restrict the ability of any person engaged in the distribution of the shares of common stock to engage in market-making activities with respect to the shares of common stock. All of the foregoing may affect the marketability of the shares of common stock and the ability of any person or entity to engage in market-making activities with respect to the shares of common stock.

We will incur costs, fees and expenses in effecting the registration of the Shares covered by this prospectus, estimated to be \$158,270 in total, including, without limitation, all registration, filing, stock exchange fees, printing expenses, all fees and expenses of complying with applicable securities laws and the fees and disbursements of our counsel and of our independent accountants and reasonable fees; provided, however, that a Selling Stockholder will pay all underwriting discounts, selling commissions or transfer taxes, if any.

Once sold under the registration statement, of which this prospectus forms a part, the shares of common stock will be freely tradable in the hands of persons other than our affiliates.

DESCRIPTION OF CAPITAL STOCK

General

The following is a description of the material terms of our capital stock as provided in our (i) amended and restated certificate of incorporation, and (ii) amended and restated bylaws. We also refer you to our amended and restated certificate of incorporation, our amended and restated bylaws and the forms of Warrants, copies of which are incorporated by reference as exhibits to the registration statement of which this prospectus forms a part.

Authorized Capitalization

Our authorized capital stock consists of 500,000,000 shares of common stock, \$0.0001 par value per share, and 10,000,000 shares of undesignated preferred stock, \$0.0001 par value per share. As of September 30, 2019, there were 17,710,659 shares of our common stock outstanding held by approximately 262 stockholders of record, not including beneficial holders whose shares are held in names other than their own, and no shares of our convertible preferred stock outstanding.

The following is a summary of the material provisions of the common stock provided for in our amended and restated certificate of incorporation and amended and restated bylaws. For additional detail about our capital stock, please refer to our amended and restated certificate of incorporation and amended and restated bylaws.

Common Stock

Dividend Rights

Dividends may be declared and paid on our common stock if, as and when determined by our board of directors, subject to any preferential dividend or other rights of any then outstanding preferred stock and to the requirements of applicable law. Pursuant to the MidCap Credit Agreement, we are prohibited from paying any dividends without the prior written consent of MidCap. Additionally, pursuant to the Horizon Loan Agreement, we are prohibited from paying any dividends without the prior written consent of Horizon.

Voting Rights

Holders of our common stock are entitled to one vote for each share held on all matters submitted to a vote of our stockholders. We have not provided for cumulative voting for the election of directors in our amended and restated certificate of incorporation. Accordingly, the holders of a majority of the outstanding shares of common stock entitled to vote in any election of directors can elect all of the directors standing for election, if they so choose, other than any directors that holders of any outstanding preferred stock may be entitled to elect. Our amended and restated certificate of incorporation establishes a classified board of directors that is divided into three classes with staggered three-year terms. Only the directors in one class will be subject to election at each annual meeting of our stockholders, with the directors in the other classes continuing for the remainder of their respective three-year terms. Our amended and restated certificate of incorporation and amended and restated bylaws also provide that our directors may be removed only for cause and only by the affirmative vote of the holders of at least two-thirds in voting power of the outstanding shares of capital stock entitled to vote thereon. In addition, the affirmative vote of the holders of at least two-thirds in voting power of the outstanding shares of capital stock entitled to vote thereon is required to amend or repeal, or to adopt any provision inconsistent with, several of the provisions of our amended and restated certificate of incorporation. See the section of this prospectus entitled “Description of Capital Stock—Anti-Takeover Provisions” for additional details regarding the anti-takeover provisions of our amended and restated certificate of incorporation and amended and restated bylaws.

The Designating Parties have entered into the Restated Voting Agreement with us, pursuant to which our board of directors has the sole right to vote all of the Voting Interests as the Designating Parties’ proxyholder. Pursuant

[Table of Contents](#)

to the proxy granted by the Designating Parties, our board of directors is required to vote all of the Voting Interests in direct proportion to the voting of the shares and equity interests voted by all holders other than the Designating Parties. The proxy granted by the Designating Parties under the Restated Voting Agreement is irrevocable. In addition, the Restated Voting Agreement proxyholder may not be changed unless we receive the prior approval of The Nasdaq Stock Market LLC. The Restated Voting Agreement became effective on June 12, 2019 and will continue until the earlier to occur of (i) a Deemed Liquidation Event unless, immediately upon such Deemed Liquidation Event, our common stock is and remains listed on The Nasdaq Stock Market LLC, or (ii) Mr. Yaney's death. Through the Restated Voting Agreement, our board of directors has voting power over an aggregate of 3,748,616 shares of our common stock through shares of common stock held by the Designating Parties. As of September 30, 2019, the Designating Parties held 3,748,616 shares of our common stock, or 21.2% of our shares outstanding. See the section of this prospectus entitled "Certain Relationships and Related Party Transactions—Voting Agreement among MV II, LLC, Dr. Larisa Storozhenko and Maximus Yaney" for additional disclosure regarding Mr. Yaney.

Mr. Delug has entered into the Delug Voting Agreement with us, pursuant to which our board of directors has the sole right to vote all of the Delug Voting Interests as Mr. Delug's proxyholder. Pursuant to the proxy granted by Mr. Delug, our board of directors is required to vote all of the Delug Voting Interests in direct proportion to the voting of the shares and equity interests voted by all holders other than Mr. Delug. The proxy granted by Mr. Delug under the Delug Voting Agreement is irrevocable. In addition, the Delug Voting Agreement proxyholder may not be changed unless we receive the prior approval of The Nasdaq Stock Market LLC. The Delug Voting Agreement became effective on June 12, 2019 and will continue until the earlier to occur of (i) a Deemed Liquidation Event unless, immediately upon such Deemed Liquidation Event, our common stock is and remains listed on The Nasdaq Stock Market LLC, or (ii) Mr. Delug's death. Through the Delug Voting Agreement, our board of directors has voting power over an aggregate of 2,503,608 shares of our common stock through shares of common stock held by Mr. Delug. As of September 30, 2019, Mr. Delug held 2,503,608 shares of our common stock, or 14.1% of our shares outstanding. See the section of this prospectus entitled "Certain Relationships and Related Party Transactions—Voting Agreement with Asher Delug" for additional disclosure regarding the Delug Voting Agreement.

No Preemptive or Similar Rights

Our common stock is not entitled to preemptive rights, and is not subject to conversion, redemption or sinking fund provisions.

Right to Receive Liquidation Distributions

If we become subject to a liquidation, dissolution or winding-up, the assets legally available for distribution to our stockholders would be distributable ratably among the holders of our common stock and any participating preferred stock outstanding at that time, subject to prior satisfaction of all outstanding debt and liabilities and the preferential rights of and the payment of liquidation preferences, if any, on any outstanding shares of preferred stock.

Fully Paid and Non-Assessable

All of the outstanding shares of our common stock are, and the shares of our common stock to be issued pursuant to this prospectus will be, duly authorized, validly issued, fully paid and non-assessable.

Preferred Stock

Our board of directors is authorized, subject to limitations prescribed by Delaware law, to issue up to 10,000,000 shares of our preferred stock in one or more series, to determine and fix from time to time the number of shares to be included in such series, and to fix the voting powers, designations, preferences and other rights,

[Table of Contents](#)

qualifications and restrictions thereof, including dividend rights, conversion rights, redemption privileges and liquidation preferences of such series, in each case without further vote or action by our stockholders. Our board of directors can also increase or decrease the number of shares of any such series, but not below the number of shares of such series then outstanding, without any further vote or action by our stockholders.

Our board of directors may authorize the issuance of preferred stock with voting or conversion rights that could adversely affect the voting power or other rights of the holders of our common stock. The issuance of preferred stock, while providing flexibility in connection with possible acquisitions and other corporate purposes, could, among other things, have the effect of delaying, deferring or preventing a change in control and may adversely affect the market price of our common stock and the voting and other rights of the holders of our common stock. We have no current plans to issue any shares of preferred stock.

Warrants

As of September 30, 2019, we had outstanding warrants to purchase an aggregate of 318,158 shares of our common stock, with a weighted-average exercise price of \$15.60. All of our outstanding warrants are currently exercisable. All of our outstanding warrants contain provisions for the adjustment of the exercise price in the event of stock dividends, stock splits or similar transactions. In addition, all of the warrants contain a “cashless exercise” feature that allows the holders thereof to exercise the warrants without a cash payment to us under certain circumstances.

Equity Awards

As of September 30, 2019, we had outstanding options to purchase an aggregate of 366,790 shares of our common stock under the Mohawk 2014 Plan, with a weighted-average exercise price of \$6.53. As of September 30, 2019, we had outstanding options to purchase an aggregate of 1,530,823 shares of our common stock under the Mohawk 2018 Plan, with a weighted-average exercise price of \$9.72.

As of September 30, 2019, we had 149,957 outstanding shares of restricted common stock held by certain of our employees and members of our board of directors, including certain of our executive officers, under the Mohawk 2018 Plan. As of September 30, 2019, we had 2,426,025 outstanding shares of restricted common stock held by certain of our employees, including certain of our executive officers, under the 2019 Equity Plan.

See the section of this prospectus entitled “Executive Officer Compensation—Equity-Based Incentive Plans” for additional disclosure regarding the Mohawk 2014 Plan, the Mohawk 2018 Plan and the 2019 Equity Plan.

Registration Rights

In connection with the issuance and sale by Mohawk Opco of shares of its Series C Preferred Stock and the Merger, Mohawk Opco entered into a registration rights agreement on April 6, 2018, which was amended on March 2, 2019 (as amended, the “Registration Rights Agreement”), pursuant to which we agreed to file a registration statement on Form S-1 (the “Resale Registration Statement”), with the SEC covering (a) the shares of common stock issued by us in exchange for Series C Preferred Stock of Mohawk Opco in the Merger, (b) the shares of common stock issuable upon exercise of the warrants issued to certain accredited investors as consideration for providing certain placement agent services to Mohawk Opco (“Placement Agent Warrants”), (c) the shares of common stock issued by us in exchange for all of the equity securities of Mohawk Opco that were outstanding immediately prior to the closing of the Merger, other than the Series C Preferred Stock, (d) 897,435 shares of common stock held by our pre-Merger stockholders, and (e) substantially all of the shares of common stock owned by other holders (collectively, the “Registrable Shares”). We have filed the registration statement of which this prospectus forms a part to satisfy our obligations under the Registration Rights Agreement. As required under the Registration Rights Agreement, we will use our commercially reasonable efforts to ensure that the Resale Registration Statement is declared effective no later than January 11, 2020, the

[Table of Contents](#)

date that is 211 days after the date of the closing of our IPO (the “Registration Effectiveness Date”). Subject to customary limitations, if the Resale Registration Statement is not filed by December 12, 2019 or declared effective by the Registration Effectiveness Date, if we fail to maintain the effectiveness of the Resale Registration Statement, or if the holders of Registrable Shares cannot use the Resale Registration Statement to resell the Registrable Shares, for a period of more than 15 consecutive trading days (except for suspension of the use of the Resale Registration Statement in connection with the filing of a post-effective amendment in connection with filing our Annual Report on Form 10-K for the time reasonably required to respond to any comments from the SEC on the post-effective amendment or during a permitted blackout period as described in the Registration Rights Agreement) or if, following the listing or inclusion for quotation on the OTC Markets Group, the Nasdaq Stock Market, the New York Stock Exchange or the NYSE MKT, the trading of our common stock is suspended or halted for more than three consecutive trading days, or if the Registrable Shares are not listed or quoted on such markets, which we refer to collectively as the Registration Events, we will be required to make monthly cash payments to each holder of Registrable Shares issued by us either in exchange for the Series C Preferred Stock of Mohawk Opco or upon the exercise of Placement Agent Warrants and to each holder of Placement Agent Warrants as monetary penalties equal to 1% of the total value of Registrable Shares held by, or issuable upon the exercise of Placement Agent Warrants to, such holder and affected during the period, based on the monetary values assigned in the Registration Rights Agreement, subject to an 8% aggregate cap with respect to such holder’s Registrable Shares that are affected by all Registration Events. No monetary penalties will accrue with respect to any Registrable Shares removed from the Resale Registration Statement in response to a comment from the staff of the SEC limiting the number of shares of common stock that may be included in the Resale Registration Statement (“Cutback Comment”) or after the Registrable Shares may be resold without volume or other limitations under Rule 144 or another exemption from registration under the Securities Act. Any cutback resulting from a Cutback Comment shall be allocated as follows: first, from the shares of common stock issued pursuant to the Merger in exchange for equity, other than Series C Preferred Stock, in Mohawk Opco; second, from the 897,435 shares of common stock held by our pre-Merger stockholders; third, from the shares of common stock issuable upon exercise of Placement Agent Warrants (and on an as-exercised basis with respect to any warrants not then exercised); fourth, from shares of common stock issued by us in exchange for Series C Preferred Stock of Mohawk Opco in the Merger; and fifth, from all other shares of common stock subject to the Registration Rights Agreement, in each case, pro rata based on the total number of such shares held by or issuable to each holder in such group.

Pursuant to the Registration Rights Agreement, we must use commercially reasonable efforts to keep the Resale Registration Statement effective for five years from the date it is declared effective by the SEC or until the date on which all Registrable Shares have been transferred other than to certain enumerated permitted assignees under the Registration Rights Agreement.

We will pay all expenses in connection with any registration obligation provided in the Registration Rights Agreement, including, without limitation, all registration, filing, stock exchange fees, printing expenses, all fees and expenses of complying with applicable securities laws and the fees and disbursements of our counsel and of our independent accountants and reasonable fees and disbursements of counsel to the investors. Each investor will be responsible for its own sales commissions, if any, transfer taxes and the expenses of any attorney or other advisor such investor decides to employ.

The foregoing description of the Registration Rights Agreement herein is qualified in its entirety by reference to the full text of the agreement and the amendment thereto filed as Exhibits 4.2 and 4.6 hereto, respectively, which are incorporated herein by reference.

Anti-Takeover Provisions

Certain provisions of Delaware law, along with our amended and restated certificate of incorporation and our amended and restated bylaws, all of which are summarized below, may have the effect of delaying, deferring or discouraging another person from acquiring control of our company. These provisions are expected to discourage

[Table of Contents](#)

coercive takeover practices and inadequate takeover bids. These provisions are also designed, in part, to encourage persons seeking to acquire control of our company to first negotiate with our board of directors. However, these provisions could have the effect of delaying, discouraging or preventing attempts to acquire us, which could deprive our stockholders of opportunities to sell their shares of common stock at prices higher than prevailing market prices.

Delaware Law

We are subject to Section 203 of the DGCL, which prohibits persons deemed to be “interested stockholders” from engaging in a “business combination” with a publicly held Delaware corporation for three years following the date these persons become interested stockholders unless the business combination is, or the transaction in which the person became an interested stockholder was, approved in a prescribed manner or another prescribed exception applies. Generally, an “interested stockholder” is a person who, together with affiliates and associates, owns, or within three years prior to the determination of interested stockholder status did own, 15% or more of a corporation’s voting stock. Generally, a “business combination” includes a merger, asset or stock sale, or other transaction resulting in a financial benefit to the interested stockholder. The existence of this provision may have an anti-takeover effect with respect to transactions not approved in advance by the board of directors.

Choice of Forum

Our amended and restated certificate of incorporation provides that, unless we consent in writing to the selection of an alternative forum, the Court of Chancery of the State of Delaware will be the sole and exclusive forum for: (1) any derivative action or proceeding brought on our behalf; (2) any action asserting a claim of breach of a fiduciary duty by any of our directors, officers, employees or agents to us or our stockholders, creditors or other constituents; (3) any action asserting a claim against us arising pursuant to any provision of the DGCL or our amended and restated certificate of incorporation or amended and restated bylaws; (4) any action to interpret, apply, enforce or determine the validity of our certificate of incorporation or bylaws; or (5) any action asserting a claim governed by the internal affairs doctrine. The provision would not apply to suits brought to enforce a duty or liability created by the Securities Act, the Exchange Act or any other claim for which the federal courts have exclusive jurisdiction. The enforceability of similar choice of forum provisions in other companies’ certificates of incorporation has been challenged in legal proceedings, and it is possible that a court could find these types of provisions to be inapplicable or unenforceable. Our amended and restated certificate of incorporation also provides that any person or entity purchasing or otherwise acquiring any interest in shares of our capital stock will be deemed to have notice of and to have consented to this choice of forum provision.

Amended and Restated Certificate of Incorporation and Amended and Restated Bylaw Provisions

Our amended and restated certificate of incorporation and our amended and restated bylaws include a number of provisions that could deter hostile takeovers or delay or prevent changes relating to the control of our board of directors or management team, including the following:

- ***Board of Directors Vacancies.*** Our amended and restated certificate of incorporation authorizes only our board of directors to fill vacant directorships, including newly created seats. In addition, the number of directors constituting our board of directors will be permitted to be set only by a resolution adopted by a majority vote of our entire board of directors. These provisions would prevent a stockholder from increasing the size of our board of directors and then gaining control of our board of directors by filling the resulting vacancies with its own nominees. This makes it more difficult to change the composition of our board of directors and promotes continuity of management.
- ***Classified Board.*** Our board of directors is divided into three classes. The directors in each class will serve for a three-year term (other than the directors initially assigned to Class I whose term shall expire at our first annual meeting of stockholders following our IPO and those assigned to Class II whose term shall expire to our second annual meeting of stockholders following our IPO), one class being elected

each year by our stockholders. This system of electing and removing directors may tend to discourage a third party from making a tender offer or otherwise attempting to obtain control of us, because it generally makes it more difficult for stockholders to replace a majority of the directors. See the section of this prospectus entitled “Management” for more information on the classified board.

- *Stockholder Meetings.* Our amended and restated bylaws provide that a special meeting of stockholders may be called only by our chairman of the board, chief executive officer or president or by a resolution adopted by a majority of our board of directors, thus prohibiting a stockholder (in the capacity as a stockholder) from calling a special meeting. These provisions might delay the ability of our stockholders to force consideration of a proposal or for stockholders controlling a majority of our capital stock to take any action, including the removal of directors.
- *Elimination of Stockholder Action by Written Consent.* Our amended and restated certificate of incorporation and amended and restated bylaws eliminate the right of stockholders to act by written consent without a meeting. As a result, a holder controlling a majority of our capital stock would not be able to amend our amended and restated bylaws or remove directors without holding a meeting of our stockholders called in accordance with our amended and restated bylaws.
- *Advance Notice Requirements for Stockholder Proposals and Director Nominations.* Our amended and restated bylaws establish advance notice procedures with respect to stockholder proposals to be brought before a stockholder meeting and the nomination of candidates for election as directors. Our amended and restated bylaws also specify certain requirements regarding the form and content of a stockholder’s notice. These provisions might preclude our stockholders from bringing matters before our annual meeting of stockholders or from making nominations for directors at our annual meeting of stockholders if the proper procedures are not followed. We expect that these provisions may also discourage or deter a potential acquirer from conducting a solicitation of proxies to elect the acquirer’s own slate of directors or otherwise attempting to obtain control of our company.
- *No Cumulative Voting.* Our amended and restated certificate of incorporation does not permit stockholders to cumulate their votes in the election of directors. Accordingly, the holders of a majority of the outstanding shares of our common stock entitled to vote in any election of directors can elect all of the directors standing for election, if they choose, other than any directors that holders of our preferred stock may be entitled to elect.
- *Directors Removed Only for Cause.* Our amended and restated certificate of incorporation provides that no member of our board of directors may be removed from office by our stockholders except for cause and, in addition to any other vote required by law, upon the approval of not less than two thirds of the total voting power of all of our outstanding voting stock then entitled to vote in the election of directors.
- *Issuance of Undesignated Preferred Stock.* The ability of our board of directors, without action by the stockholders, to issue up to 10,000,000 shares of undesignated preferred stock with voting or other rights or preferences as designated by our board of directors could impede the success of any attempt to change control of us. These and other provisions may have the effect of deferring hostile takeovers or delaying changes in control or management of our company.
- *Amendment of Charter Provisions.* The amendment of any of the above provisions, except for the provisions making it possible for our board of directors to issue preferred stock or for our stockholders to cumulate their votes, would require approval by holders of at least two thirds of the total voting power of all of our outstanding voting stock. The provisions of the DGCL, our amended and restated certificate of incorporation and our amended and restated bylaws could have the effect of discouraging others from attempting hostile takeovers and, as a consequence, they may also inhibit temporary fluctuations in the market price of our common stock that often result from actual or rumored hostile takeover attempts. These provisions may also have the effect of preventing changes in the composition of our board and management. It is possible that these provisions could make it more difficult to accomplish transactions that stockholders may otherwise deem to be in their best interests.

[Table of Contents](#)

Transfer Agent and Registrar

The transfer agent and registrar for our common stock is Philadelphia Stock Transfer, Inc. The transfer agent and registrar's address is 2320 Haverford Road, Suite 230, Ardmore, PA 19003.

Listing

Our common stock is listed on the Nasdaq Capital Market under the symbol "MWK".

MATERIAL U.S. FEDERAL INCOME TAX CONSEQUENCES TO NON-U.S. HOLDERS

The following is a summary of the material U.S. federal income tax consequences to Non-U.S. Holders (as defined below) of the ownership and disposition of our common stock issued pursuant to this offering. This discussion is not a complete analysis of all potential U.S. federal income tax consequences relating thereto, does not address the potential application of the Medicare contribution tax on net investment income, and does not address any estate or gift tax consequences or any tax consequences arising under any state, local or foreign tax laws, or any other U.S. federal tax laws. This discussion is based on the U.S. Internal Revenue Code of 1986, as amended (the “Code”), Treasury Regulations promulgated thereunder, judicial decisions and published rulings and administrative pronouncements of the Internal Revenue Service (the “IRS”), all as in effect as of the date of this prospectus. These authorities are subject to differing interpretations and may change, possibly retroactively, resulting in U.S. federal income tax consequences different from those discussed below. We have not requested a ruling from the IRS with respect to the statements made and the conclusions reached in the following summary, and there can be no assurance that the IRS or a court will agree with such statements and conclusions.

This discussion is limited to Non-U.S. Holders who purchase our common stock pursuant to this offering and who hold our common stock as a “capital asset” within the meaning of Section 1221 of the Code. This discussion does not address all of the U.S. federal income tax consequences that may be relevant to a particular holder in light of such holder’s particular circumstances. This discussion also does not consider any specific facts or circumstances that may be relevant to holders subject to special rules under the U.S. federal income tax laws, including:

- U.S. expatriates and certain former citizens or long-term residents of the United States;
- partnerships or other pass-through entities (and investors therein);
- “controlled foreign corporations,” “passive foreign investment companies” and corporations that accumulate earnings to avoid U.S. federal income tax;
- banks, financial institutions, investment funds, insurance companies, brokers, dealers or traders in securities;
- tax-exempt organizations and governmental organizations;
- tax-qualified retirement plans;
- persons subject to the alternative minimum tax;
- persons who hold or receive our common stock pursuant to the exercise of any employee stock option or otherwise as compensation;
- persons that own, or have owned, actually or constructively, more than 5% of our common stock;
- persons who have elected to mark securities to market; and
- persons holding our common stock as part of a hedging or conversion transaction or straddle, or a constructive sale, or other risk reduction strategy or integrated investment.

If an entity or arrangement that is classified as a partnership for U.S. federal income tax purposes holds our common stock, the U.S. federal income tax treatment of a partner in the partnership will generally depend on the status of the partner and the activities of the partnership. Partnerships holding our common stock and the partners in such partnerships are urged to consult their tax advisors about the particular U.S. federal income tax consequences to them of holding and disposing of our common stock.

THIS DISCUSSION IS FOR INFORMATIONAL PURPOSES ONLY AND IS NOT TAX ADVICE. PROSPECTIVE INVESTORS SHOULD CONSULT THEIR TAX ADVISORS REGARDING THE PARTICULAR U.S. FEDERAL INCOME TAX CONSEQUENCES TO THEM OF ACQUIRING,

OWNING AND DISPOSING OF OUR COMMON STOCK, AS WELL AS ANY TAX CONSEQUENCES ARISING UNDER ANY STATE, LOCAL OR FOREIGN TAX LAWS AND ANY OTHER U.S. FEDERAL TAX LAWS.

Definition of a Non-U.S. Holder

For purposes of this discussion, a Non-U.S. Holder is any beneficial owner of our common stock that is not a “U.S. person” or a partnership (including any entity or arrangement treated as a partnership) for U.S. federal income tax purposes. A U.S. person is any person that, for U.S. federal income tax purposes, is or is treated as any of the following:

- an individual who is a citizen or resident of the United States;
- a corporation (or entity taxable as a corporation) created or organized under the laws of the United States, any state thereof, or the District of Columbia;
- an estate, the income of which is subject to U.S. federal income tax regardless of its source; or
- a trust (1) whose administration is subject to the primary supervision of a U.S. court and which has one or more U.S. persons who have the authority to control all substantial decisions of the trust or (2) that has a valid election in effect under applicable Treasury Regulations to be treated as a U.S. person.

Distributions on Our Common Stock

As described under the section titled “Dividend Policy,” we have not paid and do not anticipate paying dividends to holders of our common stock in the foreseeable future. However, if we do make cash or other property distributions on our common stock, such distributions will constitute dividends for U.S. federal income tax purposes to the extent paid from our current or accumulated earnings and profits, as determined under U.S. federal income tax principles. Amounts not treated as dividends for U.S. federal income tax purposes will constitute a return of capital and will first be applied against and reduce a holder’s adjusted tax basis in our common stock, but not below zero. Any excess will be treated as gain realized on the deemed sale or other disposition of our common stock and will be treated as described under the section titled “—Gain on Disposition of our Common Stock” below.

Subject to the discussion below regarding effectively connected income, backup withholding and FATCA, dividends paid to a Non-U.S. Holder of our common stock generally will be subject to U.S. federal withholding tax at a rate of 30% of the gross amount of the dividends or such lower rate specified by an applicable income tax treaty. To receive the benefit of a reduced treaty rate, a Non-U.S. Holder must furnish us or our withholding agent a valid IRS Form W-8BEN or IRS Form W-8BEN-E (or applicable successor form) including a taxpayer identification number and certifying such holder’s qualification for the reduced rate. This certification must be provided to us or our withholding agent before the payment of dividends and must be updated periodically. If the Non-U.S. Holder holds the stock through a financial institution or other agent acting on the Non-U.S. Holder’s behalf, the Non-U.S. Holder will be required to provide appropriate documentation to the agent, which then will be required to provide certification to us or our withholding agent, either directly or through other intermediaries. Special certification and other requirements apply to certain Non-U.S. Holders that are pass-through entities.

Non-U.S. Holders that do not provide the required certification on a timely basis, but that qualify for a reduced treaty rate, may obtain a refund of any excess amounts withheld by timely filing an appropriate claim for refund with the IRS. Non-U.S. Holders should consult their tax advisors regarding their entitlement to benefits under any applicable income tax treaty.

If a Non-U.S. Holder holds our common stock in connection with the conduct of a trade or business in the United States, and dividends paid on our common stock are effectively connected with such holder’s U.S. trade or business (and are attributable to such holder’s permanent establishment in the United States if required by an

applicable tax treaty), the Non-U.S. Holder will be exempt from U.S. federal withholding tax. To claim the exemption, the Non-U.S. Holder must generally furnish a valid IRS Form W-8ECI (or applicable successor form) to the applicable withholding agent. Any such effectively connected dividends paid on our common stock generally will be subject to U.S. federal income tax on a net income basis at regular graduated U.S. federal income tax rates in the same manner as if such holder were a resident of the United States. A Non-U.S. Holder that is a foreign corporation also may be subject to an additional branch profits tax equal to 30% (or such lower rate specified by an applicable income tax treaty) of its effectively connected earnings and profits for the taxable year, as adjusted for certain items. Non-U.S. Holders should consult their tax advisors regarding any applicable income tax treaties that may provide for different rules or rates.

Gain on Disposition of Our Common Stock

Subject to the discussions below regarding backup withholding and FATCA, a Non-U.S. Holder generally will not be subject to U.S. federal income tax on any gain realized on the sale or other disposition of our common stock, unless:

- the gain is effectively connected with the Non-U.S. Holder's conduct of a trade or business in the United States (and, if required by an applicable income tax treaty, is attributable to a permanent establishment maintained by the Non-U.S. Holder in the United States);
- the Non-U.S. Holder is a nonresident alien individual present in the United States for 183 days or more during the taxable year of the disposition, and certain other requirements are met; or
- our common stock constitutes a "United States real property interest" by reason of our status as a United States real property holding corporation ("USRPHC") for U.S. federal income tax purposes at any time within the shorter of the five-year period preceding the disposition or the Non-U.S. Holder's holding period for our common stock, and our common stock is not regularly traded on an established securities market during the calendar year in which the sale or other disposition occurs.

Gain described in the first bullet point above generally will be subject to U.S. federal income tax on a net income basis at regular graduated U.S. federal income tax rates in the same manner as if such holder were a resident of the United States. A Non-U.S. Holder that is a foreign corporation also may be subject to an additional branch profits tax equal to 30% (or such lower rate specified by an applicable income tax treaty) of its effectively connected earnings and profits for the taxable year, as adjusted for certain items. Gain described in the second bullet point above will be subject to U.S. federal income tax at a flat 30% rate (or such lower rate specified by an applicable income tax treaty), but may be offset by certain U.S.-source capital losses (even though the individual is not considered a resident of the United States), provided that the Non-U.S. Holder has timely filed U.S. federal income tax returns with respect to such losses.

With respect to the third bullet point above, determining whether we are a USRPHC depends on the fair market value of our U.S. real property interests relative to the fair market value of our other trade or business assets and our foreign real property interests. We believe that we are not currently and do not anticipate becoming a USRPHC for U.S. federal income tax purposes, although there can be no assurance we will not in the future become a USRPHC.

Non-U.S. Holders should consult their tax advisors regarding any applicable income tax treaties that may provide for different rules or rates.

Information Reporting and Backup Withholding

Information returns are required to be filed with the IRS and provided to each Non-U.S. Holder indicating the amount of dividends on our common stock paid to such holder and the amount of any tax withheld with respect to those dividends. These information reporting requirements apply even if no withholding was required because

the dividends were effectively connected with the holder's conduct of a U.S. trade or business, or withholding was reduced or eliminated by an applicable income tax treaty. This information also may be made available under a specific treaty or agreement with the tax authorities in the country in which the Non-U.S. Holder resides or is established. Backup withholding, currently at a 24% rate, generally will not apply to payments to a Non-U.S. Holder of dividends on or the gross proceeds of a disposition of our common stock provided the Non-U.S. Holder furnishes the required certification for its non-U.S. status, such as by providing a valid IRS Form W-8BEN, IRS Form W-8BEN-E, IRS Form W-8ECI or otherwise establishes an exemption. Backup withholding may apply if the payor has actual knowledge, or reason to know, that the holder is a U.S. person who is not an exempt recipient.

Backup withholding is not an additional tax. If any amount is withheld under the backup withholding rules, the Non-U.S. Holder should consult with a U.S. tax advisor regarding the possibility of and procedure for obtaining a refund or a credit against the Non-U.S. Holder's U.S. federal income tax liability, if any.

Additional FATCA Withholding Requirements

Sections 1471 through 1474 of the Code (commonly referred to as FATCA) impose a U.S. federal withholding tax of 30% on certain payments made to a "foreign financial institution" (as specially defined under these rules) unless such institution enters into an agreement with the U.S. government to withhold on certain payments and to collect and provide to the U.S. tax authorities substantial information regarding certain U.S. account holders of such institution, or an exemption applies. FATCA also generally will impose a U.S. federal withholding tax of 30% on certain payments made to a non-financial foreign entity unless such entity provides the withholding agent a certification identifying certain direct and indirect U.S. owners of the entity or an exemption applies. An intergovernmental agreement between the United States and an applicable foreign country may modify these requirements. Under certain circumstances, a Non-U.S. Holder might be eligible for refunds or credits of such taxes.

Under the applicable Treasury Regulations and administrative guidance, withholding under FATCA generally applies to payments of dividends on our common stock. While withholding under FATCA would have applied also to payments of gross proceeds from the sale or other disposition of stock on or after January 1, 2019, recently proposed Treasury Regulations eliminate FATCA withholding on payments of gross proceeds entirely. Taxpayers generally may rely on these proposed Treasury Regulations until final Treasury Regulations are issued.

Prospective investors are encouraged to consult with their own tax advisors regarding the possible implications of this legislation on their investment in our common stock.

LEGAL MATTERS

The validity of the shares of our common stock being offered by this prospectus will be passed upon for us by Paul Hastings LLP, Palo Alto, California.

EXPERTS

The consolidated financial statements as of December 31, 2017 and 2018, and for each of the two years in the period ended December 31, 2018, included in this prospectus and the related financial statement schedule included elsewhere in the registration statement have been audited by Deloitte & Touche LLP, an independent registered public accounting firm, as stated in their report appearing herein (which report expresses unqualified opinion and includes an explanatory paragraph that describes the substantial doubt about Mohawk Group Holdings Inc.'s ability to continue as a going concern). Such financial statements and financial statement schedule have been so included in reliance upon the report of such firm given upon their authority as experts in accounting and auditing.

WHERE YOU CAN FIND ADDITIONAL INFORMATION

We have filed with the SEC a registration statement on Form S-1 under the Securities Act with respect to the Shares being offered under this prospectus. This prospectus, which constitutes a part of the registration statement, does not contain all of the information set forth in the registration statement, some of which is contained in exhibits to the registration statement as permitted by the rules and regulations of the SEC. For further information with respect to us and our common stock, we refer you to the registration statement, including the exhibits filed as a part of the registration statement. Statements contained in this prospectus concerning the contents of any contract or any other document are not necessarily complete. If a contract or document has been filed as an exhibit to the registration statement, please see the copy of the contract or document that has been filed. Each statement in this prospectus relating to a contract or document filed as an exhibit is qualified in all respects by the filed exhibit. The SEC maintains an Internet website that contains reports, proxy statements and other information about issuers, like us, that file electronically with the SEC. The address of that website is www.sec.gov. You may also request a copy of these filings, at no cost, by writing us at 37 East 18th Street, 7th Floor, New York, NY 10003 or telephoning us at (347) 676-1681.

We are subject to the information and reporting requirements of the Exchange Act and, in accordance with this law, file periodic reports, proxy statements and other information with the SEC. These periodic reports, proxy statements and other information are available at the website of the SEC referred to above. We also maintain a website at www.mohawkgp.com. You may access these materials free of charge as soon as reasonably practicable after they are electronically filed with, or furnished to, the SEC. Information contained on our website is not a part of this prospectus and the inclusion of our website address in this prospectus is an inactive textual reference only.

DISCLOSURE OF COMMISSION POSITION ON INDEMNIFICATION FOR SECURITIES ACT LIABILITIES

Insofar as indemnification for liabilities arising under the Securities Act may be permitted to our directors, officers, and persons controlling us pursuant to the provisions described in Item 14 of the registration statement of which this prospectus is a part or otherwise, we have been advised that in the opinion of the SEC such indemnification is against public policy as expressed in the Securities Act and is therefore unenforceable. In the event that a claim for indemnification against such liabilities (other than our payment of expenses incurred or paid by our directors, officers, or controlling persons in the successful defense of any action, suit, or proceeding) is asserted by our directors, officers, or controlling persons in connection with the common stock being registered, we will, unless in the opinion of our counsel the matter has been settled by controlling precedent, submit to a court of appropriate jurisdiction the question whether such indemnification by us is against public policy as expressed in the Securities Act and will be governed by the final adjudication of the issue.

[Table of Contents](#)

MOHAWK GROUP HOLDINGS, INC.

INDEX TO CONSOLIDATED FINANCIAL STATEMENTS

	<u>Page</u>
Report of Independent Registered Public Accounting Firm	F-2
Consolidated Balance Sheets as of December 31, 2017 and 2018	F-3
Consolidated Statements of Operations for the Year-Ended December 31, 2017 and 2018	F-4
Consolidated Statements of Comprehensive Loss for the Year-Ended December 31, 2017 and 2018	F-5
Consolidated Statements of Stockholders' Equity for the Year-Ended December 31, 2017 and 2018	F-6
Consolidated Statements of Cash Flows for the Year-Ended December 31, 2017 and 2018	F-7
Notes to Consolidated Financial Statements for the Year-Ended December 31, 2017 and 2018	F-8

FINANCIAL STATEMENT SCHEDULE:

Schedule II—Valuation and Qualifying Accounts and Reserves for the Year-Ended December 31, 2017 and 2018	F-33
--	------

INDEX TO UNAUDITED CONDENSED CONSOLIDATED FINANCIAL STATEMENTS

	<u>Page</u>
Condensed Consolidated Balance Sheets as of December 31, 2018 and September 30, 2019	F-34
Condensed Consolidated Statements of Operations for the Three and Nine Months Ended September 30, 2018 and 2019	F-35
Condensed Consolidated Statements of Comprehensive Loss for the Three and Nine Months Ended September 30, 2018 and 2019	F-36
Condensed Consolidated Statements of Stockholders' Equity (Deficit) for the Three and Nine Months Ended September 30, 2018 and 2019	F-37
Condensed Consolidated Statements of Cash Flows for the Nine Months Ended September 30, 2018 and 2019	F-39
Notes to Condensed Consolidated Financial Statements for the Three and Nine Months Ended September 30, 2018 and 2019	F-40

REPORT OF INDEPENDENT REGISTERED PUBLIC ACCOUNTING FIRM

To the Stockholders and the Board of Directors of
Mohawk Group Holdings, Inc.

Opinion on the Financial Statements

We have audited the accompanying consolidated balance sheets of Mohawk Group Holdings, Inc. and subsidiaries (the “Company”) as of December 31, 2018 and 2017, the related consolidated statements of operations, comprehensive loss, stockholders’ equity, and cash flows, for each of the two years in the period ended December 31, 2018, and the related notes and the financial statement schedule listed in the accompanying index (collectively referred to as the “financial statements”). In our opinion, the financial statements present fairly, in all material respects, the financial position of the Company as of December 31, 2018 and 2017, and the results of its operations and its cash flows for each of the two years in the period ended December 31, 2018, in conformity with accounting principles generally accepted in the United States of America.

Going Concern

The accompanying consolidated financial statements have been prepared assuming that the Company will continue as a going concern. As discussed in Note 1 to the consolidated financial statements, the Company’s stated growth strategy has resulted in operating losses and negative cash flows from operations since inception which raises substantial doubt about its ability to continue as a going concern. Management’s plans in regard to these matters are also described in Note 1. The financial statements do not include any adjustments that might result from the outcome of this uncertainty.

Basis for Opinion

These financial statements are the responsibility of the Company’s management. Our responsibility is to express an opinion on the Company’s financial statements based on our audits. We are a public accounting firm registered with the Public Company Accounting Oversight Board (United States) (PCAOB) and are required to be independent with respect to the Company in accordance with the U.S. federal securities laws and the applicable rules and regulations of the Securities and Exchange Commission and the PCAOB.

We conducted our audits in accordance with the standards of the PCAOB. Those standards require that we plan and perform the audit to obtain reasonable assurance about whether the financial statements are free of material misstatement, whether due to error or fraud. The Company is not required to have, nor were we engaged to perform, an audit of its internal control over financial reporting. As part of our audits, we are required to obtain an understanding of internal control over financial reporting but not for the purpose of expressing an opinion on the effectiveness of the Company’s internal control over financial reporting. Accordingly, we express no such opinion.

Our audits included performing procedures to assess the risks of material misstatement of the financial statements, whether due to error or fraud, and performing procedures that respond to those risks. Such procedures included examining, on a test basis, evidence regarding the amounts and disclosures in the financial statements. Our audits also included evaluating the accounting principles used and significant estimates made by management, as well as evaluating the overall presentation of the financial statements. We believe that our audits provide a reasonable basis for our opinion.

/s/ Deloitte & Touche LLP
New York, New York

February 27, 2019 (May 24, 2019 as to the Reverse Stock Split discussed in Note 1, May 10, 2019 as to the retrospective adoption of Accounting Standards Update No. 2016-18 Statement of Cash Flows (Topic 230): Restricted Cash described in Note 2 and April 17, 2019 as to the subsequent events discussed in Note 16)

We have served as the Company’s auditor since 2017.

* * * * *

MOHAWK GROUP HOLDINGS, INC.
Consolidated Balance Sheets
(in thousands, except share and per share data)

	December 31,	
	2017	2018
ASSETS		
CURRENT ASSETS:		
Cash	\$ 5,297	\$ 20,029
Accounts receivable—net	1,333	1,403
Inventory	20,578	30,552
Prepaid and other current assets	3,017	5,418
Total current assets	<u>30,225</u>	<u>57,402</u>
PROPERTY AND EQUIPMENT—net	494	268
OTHER NON-CURRENT ASSETS	452	337
TOTAL ASSETS	<u><u>\$ 31,171</u></u>	<u><u>\$ 58,007</u></u>
LIABILITIES AND STOCKHOLDERS' EQUITY		
CURRENT LIABILITIES:		
Credit facility	\$ 3,631	\$ 14,451
Term loans—current	1,889	—
Accounts payable	7,984	15,404
Accrued and other current liabilities	4,694	9,708
Total current liabilities	<u>18,198</u>	<u>39,563</u>
OTHER LIABILITIES	87	26
TERM LOANS	<u>4,732</u>	<u>13,049</u>
Total liabilities	23,017	52,638
COMMITMENTS AND CONTINGENCIES (Note 12)		
STOCKHOLDERS' EQUITY:		
Preferred stock, par value \$0.0001 per share—0 shares authorized and outstanding at December 31, 2017; 10,000,000 shares authorized and 0 shares outstanding at December 31, 2018	—	—
Common stock, par value \$0.0001 per share—17,332,719 shares authorized and 8,575,950 shares outstanding at December 31, 2017; 500,000,000 shares authorized and 11,534,190 shares outstanding at December 31, 2018	1	1
Additional paid-in capital	47,393	76,348
Accumulated deficit	(39,197)	(71,020)
Accumulated other comprehensive income (loss)	(43)	40
Total stockholders' equity	<u>8,154</u>	<u>5,369</u>
TOTAL LIABILITIES AND STOCKHOLDERS' EQUITY	<u><u>\$ 31,171</u></u>	<u><u>\$ 58,007</u></u>

See notes to consolidated financial statements.

MOHAWK GROUP HOLDINGS, INC.
Consolidated Statements of Operations
(in thousands, except share and per share data)

	Year-Ended December 31,	
	2017	2018
NET REVENUE	\$ 36,459	\$ 73,279
COST OF GOODS SOLD	22,781	47,296
GROSS PROFIT	<u>13,678</u>	<u>25,983</u>
OPERATING EXPENSES:		
Research and development	3,698	3,655
Sales and distribution	26,928	40,467
General and administrative	5,645	11,290
TOTAL OPERATING EXPENSES:	<u>36,271</u>	<u>55,412</u>
OPERATING LOSS	(22,593)	(29,429)
INTEREST EXPENSE—net	412	2,353
OTHER EXPENSE (INCOME)—net	24	(14)
LOSS BEFORE INCOME TAXES	(23,029)	(31,768)
PROVISION FOR INCOME TAXES	38	55
NET LOSS	<u>\$ (23,067)</u>	<u>\$ (31,823)</u>
Net loss per share, basic and diluted	<u>\$ (2.88)</u>	<u>\$ (3.13)</u>
Weighted-average number of shares outstanding, basic and diluted	<u>8,004,804</u>	<u>10,160,879</u>

See notes to consolidated financial statements.

MOHAWK GROUP HOLDINGS, INC.
Consolidated Statements of Comprehensive Loss
(in thousands)

	<u>Year-Ended December 31,</u>	
	<u>2017</u>	<u>2018</u>
NET LOSS	<u>\$ (23,067)</u>	<u>\$ (31,823)</u>
OTHER COMPREHENSIVE INCOME:		
Foreign currency translation adjustments	40	83
Other comprehensive income	40	83
COMPREHENSIVE LOSS	<u>\$ (23,027)</u>	<u>\$ (31,740)</u>

See notes to consolidated financial statements.

MOHAWK GROUP HOLDINGS, INC.
Consolidated Statements of Stockholders' Equity
(in thousands, except share and per share data)

	Common Stock		Additional Paid-in Capital	Accumulated Deficit	Accumulated Other Comprehensive Income/(Loss)	Total Stockholders' Equity
	Shares	Amount				
BALANCE—January 01, 2017	7,022,307	\$ 1	\$ 27,292	\$ (16,130)	\$ (83)	\$ 11,080
Net loss	—	—	—	(23,067)	—	(23,067)
Issuance of 2,852,239 of preferred shares of series B in March 2017 converted at 0.3131 per share into common stock as part of the Merger (1)	893,056	—	8,415	—	—	8,415
Issuance of 2,109,787 of preferred shares of series B-1 in August 2017 converted at 0.3131 per share into common stock as part of the Merger (1)	660,587	—	10,550	—	—	10,550
Issuance of warrants related to debt	—	—	90	—	—	90
Stock-based compensation	—	—	1,046	—	—	1,046
Other comprehensive income	—	—	—	—	40	40
BALANCE—December 31, 2017	8,575,950	1	47,393	(39,197)	(43)	8,154
Net loss	—	—	—	(31,823)	—	(31,823)
Issuance of 5,992,750 of preferred shares of series C in April 2018 converted at 0.2564 per share into common stock as part of the Merger (1)	1,536,602	—	20,972	—	—	20,972
Issuance of 1,915,916 of preferred shares of series C-1 in September 2018 converted at 0.2564 per share into common stock as part of the Merger (1)	491,260	—	6,417	—	—	6,417
Issuance of common shares—Merger (1)	897,435	—	—	—	—	—
Issuance of common shares to holders of series B for anti-dilution rights as part of Merger (1)	28,478	—	—	—	—	—
Issuance of warrants related to debt	—	—	929	—	—	929
Stock-based compensation	—	—	619	—	—	619
Exercise of stock options	4,465	—	18	—	—	18
Other comprehensive income	—	—	—	—	83	83
BALANCE—December 31, 2018	<u>11,534,190</u>	<u>\$ 1</u>	<u>\$ 76,348</u>	<u>\$ (71,020)</u>	<u>\$ 40</u>	<u>\$ 5,369</u>

See notes to consolidated financial statements.

(1) See note 10 accompanying the financial statements

MOHAWK GROUP HOLDINGS, INC.
Consolidated Statements of Cash Flows
(in thousands)

	Year-Ended December 31,	
	2017	2018
OPERATING ACTIVITIES:		
Net loss	\$ (23,067)	\$ (31,823)
Adjustments to reconcile net loss to net cash used in operating activities:		
Depreciation and amortization	258	253
Provision for sales returns	119	78
Amortization of deferred financing cost and debt discounts	105	667
Stock-based compensation	1,046	619
Other	40	90
Loss on early extinguishment on Midcap term loan	—	97
Changes in assets and liabilities:		
Accounts receivable	(526)	(70)
Inventory	(15,646)	(9,974)
Prepaid and other current assets	(2,030)	(1,153)
Accounts payable, accrued and other liabilities	10,942	10,871
Cash used in operating activities	(28,759)	(30,345)
INVESTING ACTIVITIES:		
Purchase of fixed assets	(125)	(61)
Proceeds on sale of fixed assets	—	35
Cash used in investing activities	(125)	(26)
FINANCING ACTIVITIES:		
Proceeds from issuance of Series B stock—see Note 10	8,500	—
Proceeds from issuance of Series B-1 stock—see Note 10	10,610	—
Proceeds from issuance of Series C stock—see Note 10	—	23,969
Proceeds from issuance of Series C-1 stock—see Note 10	—	7,660
Issuance costs of Series B stock—see Note 10	(85)	—
Issuance costs of Series B-1 stock—see Note 10	(60)	—
Issuance costs of Series C stock—see Note 10	—	(2,997)
Issuance costs of Series C-1 stock—see Note 10	—	(1,243)
Proceeds from exercise of stock options	—	18
Borrowings from Mid Cap credit facility	10,891	62,665
Repayments from Mid Cap credit facility	(6,385)	(50,784)
Debt issuance costs from Mid Cap credit facility	(849)	(926)
Borrowings from Mid Cap term loan	7,000	—
Repayments from Mid Cap term loan	(224)	(6,776)
Prepayment penalty incurred with the Midcap term loan extinguishment	—	(97)
Debt issuance costs from Mid Cap term loan	(124)	—
Borrowings from Horizon term loan	—	15,000
Debt issuance costs from Horizon term loan	—	(215)
Borrowings from other term loans	784	—
Repayments from other term loans	(1,536)	—
Deferred offering costs	—	(947)
Capital lease financing proceeds	99	20
Capital lease obligation payments	(25)	(54)
Cash provided by financing activities	28,596	45,293
EFFECT OF EXCHANGE RATE ON CASH	(34)	(11)
NET CHANGE IN CASH AND RESTRICTED CASH FOR THE YEAR	(322)	14,911
CASH AND RESTRICTED CASH AT BEGINNING OF YEAR	6,119	5,797
CASH AND RESTRICTED CASH AT END OF YEAR	\$ 5,797	\$ 20,708
RECONCILIATION OF CASH AND RESTRICTED CASH		
CASH	\$ 5,297	\$ 20,029
RESTRICTED CASH—Prepaid and other current assets	250	550
RESTRICTED CASH—Other non-current assets	250	129
TOTAL CASH AND RESTRICTED CASH	\$ 5,797	\$ 20,708
SUPPLEMENTAL DISCLOSURES OF CASH FLOW INFORMATION		
Cash paid for interest	\$ 213	\$ 1,555
Cash paid for taxes	\$ 5	\$ 3
NON-CASH INVESTING AND FINANCING ACTIVITIES:		
Debt issuance costs not paid	\$ 205	\$ 1,388
Discount of debt relating to warrants issuance	\$ 84	\$ 929
Capital lease	\$ 102	\$ 25

See notes to consolidated financial statements.

Mohawk Group Holdings, Inc.
Notes to consolidated financial statements
FOR THE YEARS ENDED DECEMBER 31, 2017 and 2018
(In thousands, except share and per share data)

1. ORGANIZATION AND DESCRIPTION OF BUSINESS

Mohawk Group Holdings, Inc. and subsidiaries (“Mohawk” or the “Company”) is a rapidly growing technology-enabled consumer products company that uses machine learning, natural language processing, and data analytics to design, develop, market and sell products. Mohawk predominately operates through online retail channels such as Amazon, eBay, and Walmart.

Headquartered in New York, Mohawk’s offices can be found in China, Canada and the United States.

Merger—On September 4, 2018, pursuant to an Agreement and Plan of Merger and Reorganization among the Company, MGH Merger Sub, Inc. and Mohawk Group, Inc. (“MGI”), as amended by Amendment No. 1 dated as of April 1, 2018 (the “Merger Agreement”), MGI merged with Merger Sub, Inc., with MGI remaining as the surviving entity and becoming a wholly-owned operating subsidiary of the Company (the “Merger”). The Merger was a reverse recapitalization for financial reporting purposes. Before the Merger, the Company had no operations, no cash, and no debt. No stockholder obtained control of the Company, as a result of the Merger. MGI stockholders obtained 92% of the voting interests in the Company and continued to control the Company after the Merger. As a result, no step-up in basis was recorded and the net assets of the Company are stated at historical cost. The Merger was a tax-free reorganization under Section 368(a) of the Internal Revenue Code of 1986, as amended.

The Merger is reflected in the financial statements and financial disclosures as if the merger was effective on January 1, 2017. Operations prior to the Merger are the historical operations of MGI.

Liquidity and Going Concern—The Company is an early-stage growth company. As a result, the Company is investing in launching new products, advancing its software, and its sales and distribution infrastructure to accelerate revenue growth and scale operations to support such growth. To fund this investment, the Company has incurred losses with the expectation that it will generate profitable revenue streams in the future. While management and the Company’s board of directors believes that the Company will eventually reach a scale where the growth of its product revenues will offset the continued investments required in launching new products, completing the development of its software, and its sales and distribution operations, they believe that the size and nascent stage of the Company’s target market justify continuing to invest in growth at the expense of short-term profitability.

In pursuit of the foregoing growth strategy, the Company incurred operating losses of \$22.6 million and \$29.4 million for the years ended December 31, 2017 and 2018, respectively, primarily due to the impact from its continued investment in launching new products, advancing its artificial intelligence software and building out its sales and distribution infrastructure. In addition, at December 31, 2017 and 2018, the Company had an accumulated deficit of \$39.2 million and \$71.0 million, respectively, cash on hand amounted to \$5.3 million and \$20.0 million at December 31, 2017 and 2018, respectively, total outstanding borrowings from lenders amounted to \$10.3 million and \$27.5 million at December 31, 2017 and 2018, respectively, and total available capacity on borrowings amounted to \$5.6 million and \$1.4 million at December 31, 2017 and 2018, respectively. Moreover, the Company has not had a sufficient track record of improvement of its operating cash outflows. As such, in the event that the Company is unsuccessful in its ability to continue to reduce its cash outflows or obtain additional financing if such reduction in cash outflows is not achieved, the Company would be unable to meet its obligations as they become due within one year from the date these consolidated financial statements were issued. These negative financial conditions raise substantial doubt about the Company’s ability to continue as a going concern.

[Table of Contents](#)

Management plans to continue pursuing its growth strategy and fund its operations through additional external investment in the form of either equity or debt. In the past, the Company has successfully funded its losses to-date through three rounds of equity financing, beginning in July 2014 and continuing through its Series C financing round, which was completed in September 2018. As of December 31, 2018, the Company has raised over \$72.6 million in equity financing to fund its operations. Further, in October 2017, the Company improved its working capital flexibility by securing a \$30.0 million credit facility with Midcap Financial Trust (“Midcap”) and \$7.0 million term loan and in November 2018, the Company exited the original credit facility with MidCap and entered into a new three-year \$25.0 million revolving credit facility with MidCap, which can be increased, subject to certain conditions, to \$50.0 million. Furthermore, on December 31, 2018, the Company entered into a new term loan agreement with Horizon Technology Finance Corporation (“Horizon”) obtaining a five-year \$15.0 million term loan and repaying the outstanding amount of MidCap’s term loan of approximately \$4.9 million. While there can be no assurance that future investments in the Company’s equity or issuance of debt will occur, management believes its success in funding since inception will continue in the foreseeable future.

In addition, the Company’s financial forecast for the next 12 months includes revenue growth, margin expansion, a reduction of certain fixed costs, an improvement in inventory management, and reduction in operating cash deficit. In addition, management anticipates that the Company will not breach its financial covenant associated with its existing credit facility for the next twelve months. However, there can be no assurance that management’s forecast will be attained to maintain its liquidity to fund operations and/or maintain compliance with its covenants without future investments in the Company’s equity or issuance of debt from outside sources. In the event of a breach of the Company’s financial covenant under the credit facility, outstanding borrowings would become due on demand absent a waiver from the lender.

These consolidated financial statements have been prepared on the basis that the Company will continue to operate as a going concern and as such, include no adjustments that might be necessary in the event that the Company was unable to operate on this basis.

Reverse Stock Split

On May 24, 2019, the Company effected a one-for-3.9 reverse stock split of its issued and outstanding shares of common stock. Accordingly, all share and per share amounts for all periods presented in the accompanying consolidated financial statements and notes thereto have been adjusted retroactively, where applicable, to reflect this reverse stock split.

2. SUMMARY OF SIGNIFICANT ACCOUNTING POLICIES

Basis of Presentation—The consolidated financial statements and accompanying notes have been prepared in accordance with accounting principles generally accepted in the United States of America (“US GAAP”).

Use of Estimates—Preparation of financial statements in conformity with US GAAP requires management to make estimates and assumptions that affect the reported amounts of assets and liabilities and the disclosure of contingent assets and liabilities at the date of the financial statements and the reported amounts of revenues and expenses during the reporting period covered by the financial statements and accompanying notes. The most significant estimates relate to the determination of fair value of the Company’s common stock and stock-based compensation. Management evaluates its estimates and assumptions on an ongoing basis using historical experience and other factors, including the current economic environment, and makes adjustments when facts and circumstances dictate. As future events and their effects cannot be determined with precision, actual results could differ from those estimates.

Principles of Consolidation—The consolidated financial statements include the accounts of the Company and its wholly-owned subsidiaries. All inter-company balances and transactions have been eliminated in consolidation.

[Table of Contents](#)

Fair Value of Financial Instruments—The Company’s financial instruments, including cash, restricted cash, net accounts receivable, accounts payable, and accrued and other current liabilities are carried at historical cost. At December 31, 2017 and 2018, the carrying amounts of these instruments approximated their fair values because of their short-term nature. The term loans and credit facility are carried at amortized cost and at December 31, 2018, the carrying amount approximates fair value as the stated interest rate approximates market rates currently available to the Company.

Assets and liabilities recorded at fair value on a recurring basis in the Consolidated Balance Sheets are categorized based upon the level of judgment associated with the inputs used to measure their fair values. Fair value is defined as the exchange price that would be received for an asset or an exit price that would be paid to transfer a liability in the principal or most advantageous market for the asset or liability in an orderly transaction between market participants on the measurement date. Valuation techniques used to measure fair value must maximize the use of observable inputs and minimize the use of unobservable inputs. The authoritative guidance on fair value measurements establishes a three-tier fair value hierarchy for disclosure of fair value measurements as follows:

Level 1—Inputs are unadjusted, quoted prices in active markets for identical assets or liabilities at the measurement date;

Level 2—Inputs are observable, unadjusted quoted prices in active markets for similar assets or liabilities, unadjusted quoted prices for identical or similar assets or liabilities in markets that are not active, or other inputs that are observable or can be corroborated by observable market data for substantially the full term of the related assets or liabilities; and

Level 3—Unobservable inputs that are supported by little or no market data for the related assets or liabilities.

The categorization of a financial instrument within the valuation hierarchy is based upon the lowest level of input that is significant to the fair value measurement.

Restricted Cash—The Company has restricted cash with its primary banks for use as collateral with its credit cards and required minimum restricted capital for its Chinese subsidiary which commenced operations in 2017. As of December 31, 2017, the Company has classified \$0.3 million in prepaid and other current assets for collateral of its credit cards and \$0.3 million cash for its Chinese subsidiary, within other non-current assets, as restricted cash. As of December 31, 2018, the Company has classified \$0.6 million in prepaid and other current assets for collateral of its credit cards and \$0.1 million cash for its Chinese subsidiary, within other non-current assets, as restricted cash, on the Consolidated Balance Sheets.

Accounts Receivable—Accounts receivable are stated at historical cost less allowance for doubtful accounts. On a periodic basis, management evaluates its accounts receivable and determines whether to provide an allowance or if any accounts should be written off based on past history of write-offs, collections and current credit conditions. A receivable is considered past due if the Company has not received payments based on agreed-upon terms. The Company generally does not require any security or collateral to support its receivables. The Company performs on-going evaluations of its customers and maintains an allowance for bad and doubtful receivables. At December 31, 2017 and 2018, the allowance for doubtful accounts was \$0.5 million and \$0.0 million, respectively.

Concentration of Credit Risk—Financial instruments that potentially subject the Company to concentrations of credit risk consist primarily of cash and accounts receivable. The Company maintains cash and restricted cash with various domestic and foreign financial institutions of high credit quality. The Company performs periodic evaluations of the relative credit standing of all of the aforementioned institutions.

The Company’s accounts receivables are derived from sales contracts with a large number of customers. The Company maintains reserves for potential credit losses on customer accounts when deemed necessary.

[Table of Contents](#)

Significant customers are those which represent more than 10% of the Company's total net revenue or gross accounts receivable balance at the balance sheet date. During the years ended December 31, 2017 and 2018, the Company had no customer that accounted for 10% or more of total net revenue. In addition, as of December 31, 2017 and 2018, the Company has no customer that accounted for 10% or more of gross accounts receivable. As of December 31, 2017 and 2018, approximately 90% and 79%, respectively, of its accounts receivable is held by the Company's sales platform vendor Amazon, which collects money on the Company's behalf from its customers.

The Company's business is reliant on one key vendor which currently provides the Company with its sales platform, logistics and fulfillment operations, including certain warehousing for the Company's net goods, and invoicing and collection of its revenue from the Company's end customers. In 2017, approximately 98% of the Company's revenue was through or with the Amazon sales platform and in 2018, 95% of its net revenue was through or with the Amazon sales platform.

Property and Equipment—Property and equipment are stated at cost less accumulated depreciation and amortization. Depreciation is provided for using the straight-line method over the estimated useful lives of the assets. Capital leases and leasehold improvements are amortized using the straight-line method over the shorter of the lease term or estimated useful life of the asset. Costs of maintenance and repairs that do not improve or extend the lives of the respective assets are expensed as incurred.

The estimated useful lives for significant property and equipment categories are as follows:

Computer equipment and software	3 years
Furniture, fixtures, and equipment	3-5 years
Leasehold improvements and capital leases	Shorter of remaining lease term or estimated useful life

Income Taxes—The Company accounts for income taxes under the asset and liability method. Deferred tax assets and liabilities are recognized for the future tax consequences attributable to operating loss carry-forwards and temporary differences between financial statement bases of existing assets and liabilities and their respective income tax bases. Deferred tax assets and liabilities are measured using enacted income tax rates expected to apply to taxable income in the years in which those temporary differences are expected to be recovered or settled. The effect of a change in the income tax rates on deferred tax asset and liability balances is recognized in income in the period that includes the enactment date of such rate change. A valuation allowance is recorded for loss carry-forwards and other deferred tax assets when it is determined that it is more likely than not that such loss carry-forwards and deferred tax assets will not be realized. The Company recognizes the tax benefits on any uncertain tax positions taken or expected to be taken in the consolidated financial statements when it is more likely than not the position will be realized upon ultimate settlement with the tax authority assuming full knowledge of the position and relevant facts. The tax benefits recognized in the consolidated financial statements from such a position are measured based on the largest benefit that has a greater than 50% likelihood of being realized upon ultimate settlement. The Company recognizes estimated interest and penalties related to uncertain tax positions as a part of the provision for income taxes.

Revenue Recognition—The Company accounts for revenue in accordance with Financial Accounting Standards Board ("FASB") Accounting Standard Codification ("ASC") Topic 606, Revenue from Contracts with Customers. The Company adopted ASC Topic 606 as of January 1, 2017 using the full retrospective method. The standard did not affect the Company's consolidated net loss, financial position, or cash flows. There were no changes to the timing of revenue recognition as a result of the adoption.

The Company derives its revenue from the sale of consumer products. The Company sells its products directly to consumers through online retail channels and through wholesale channels.

[Table of Contents](#)

For direct to consumer sales, the Company considers customer order confirmations to be a contract with the customer. Customer confirmations are executed at the time an order is placed through third party online channels. For wholesale sales, the Company considers the customer purchase order to be the contract.

For all of the Company's sales and distribution channels, revenue is recognized when control of the product is transferred to the customer (i.e., when the Company's performance obligation is satisfied), which typically occurs at shipment date. As a result, the Company has a present and unconditional right to payment and record the amount due from the customer in accounts receivable.

Revenue from consumer product sales is recorded at the net sales price (transaction price), which includes an estimate of future returns based on historical return rates. There is judgment in utilizing historical trends for estimating future returns. The Company's refund liability for sales returns was \$0.2 million and \$0.3 million at December 31, 2017 and 2018, respectively, which is included in accrued liabilities and represents the expected value of the refund that will be due to its customers.

The Company evaluated principal versus agent considerations to determine whether it is appropriate to record platform fees paid to Amazon as an expense or as a reduction of revenue. Platform fees are recorded as sales and distribution expense and are not recorded as a reduction of revenue because it owns and controls all the goods before they are transferred to the customer. The Company can, at any time, direct Amazon and similarly with other 3rd party logistics providers ("Logistics Providers"), to return the Company's inventory to any location specified by the Company. Any returns made by customers directly to Logistic Providers is the responsibility of the Company to make customers whole and the Company retains the back-end inventory risk. Further, the Company is subject to credit risk (i.e., credit card chargebacks), establishes prices of its products, can determine who fulfills the goods to the customer (Amazon or the Company) and can limit quantities or stop selling the goods at any time. Based on these considerations, the Company is the principal in this arrangement.

Performance Obligations. A performance obligation is a promise in a contract to transfer a distinct good to the customer and is the unit of account in ASC Topic 606. A contract's transaction price is recognized as revenue when the performance obligation is satisfied. Each of the Company's contracts have a single distinct performance obligation, which is the promise to transfer individual goods.

For consumer product sales, the Company has elected to treat shipping and handling as fulfillment activities, and not a separate performance obligation. Accordingly, the Company recognizes revenue for its single performance obligation related to product sales at the time control of the merchandise passes to the customer, which is generally at the time of shipment. The Company bills customers for charges for shipping and handling on certain sales and such charges are recorded as part of net revenue. Shipping and handling revenue for year-end December 31, 2017 and 2018 were less than \$0.1 million and \$0.0 million, respectively.

For each contract, the Company considers the promise to transfer products to be the only identified performance obligation. In determining the transaction price, the Company evaluates whether the price is subject to refund or adjustment to determine the net consideration to which the Company expects to be entitled.

All of the Company's revenues as reflected on the consolidated statements of operations for the years ended December 31, 2017 and 2018 are recognized at a point in time.

Sales taxes—Consistent with prior periods, sales taxes collected from customers are presented on a net basis and as such are excluded from net revenue.

Table of Contents

Net Revenue by Category: The following table sets forth the Company’s net revenue disaggregated by sales channel and geographic region based on the billing addresses of its customers:

	Direct	Wholesale	Year-Ended December 31, 2017	
			Managed SaaS	Total
North America	\$35,356	\$ 491	\$ —	\$35,847
Other	612	—	—	612
Total net revenue	<u>\$35,968</u>	<u>\$ 491</u>	<u>\$ —</u>	<u>\$36,459</u>

	Direct	Wholesale	Year-Ended December 31, 2018	
			Managed SaaS	Total
North America	\$68,884	\$ 3,666	\$ 496	\$73,046
Other	171	62	—	233
Total net revenue	<u>\$69,055</u>	<u>\$ 3,728</u>	<u>\$ 496</u>	<u>\$73,279</u>

Net Revenue by Product Categories: The following table sets forth the Company’s net revenue disaggregated by product categories:

	Year-ended December 31,	
	2017	2018
Cookware, kitchen tools and gadgets	\$12,057	\$11,463
Environmental appliances (i.e., dehumidifiers and air conditioners)	7,815	34,017
Hair appliances and accessories	6,196	6,510
Small home appliances	4,242	14,800
Portable projectors, speakers and headphones	2,327	438
Batteries, chargers and other related accessories	1,208	1,760
Cosmetics, skincare, and health supplements	—	2,464
All others	2,614	1,331
Total net product revenue	36,459	72,783
Managed SaaS	—	496
Total net revenue	<u>\$36,459</u>	<u>\$73,279</u>

Inventory and cost of goods sold—The Company’s inventory consists almost entirely of finished goods. The Company currently records inventory on its balance sheet on a first-in first-out (“FIFO”) basis, or net realizable value, if it is below the Company’s recorded cost. The Company’s costs include the amounts it pays manufacturers for product, tariffs and duties associated with transporting product across national borders, and freight costs associated with transporting the product from its manufacturers to its warehouses, as applicable.

The “Cost of goods sold” line item in the consolidated statements of operations is comprised of the book value of inventory sold to customers during the reporting period. When circumstances dictate that the Company use net realizable value as the basis for recording inventory, it bases its estimates on expected future selling prices less expected disposal costs.

Sales and Distribution—Sales and distribution expenses consist of online advertising costs, marketing and promotional costs, sales and platform commissions, fulfillment, including shipping and handling, warehouse costs and employee compensation and benefits. Costs associated with the Company’s advertising and sales promotion are expensed as incurred and are included in sales and distribution expenses. For the years ended

[Table of Contents](#)

December 31, 2017 and 2018, the Company recognized \$2.9 million and \$4.5 million, respectively, for advertising costs, which consists primarily of online advertising expense. Shipping and handling expense are included in the Company's consolidated statements of operations within sales and distribution expenses. This includes pick and pack costs and outbound transportation costs to ship goods to customers performed by e-commerce platforms or incurred directly by the Company's own fulfillment operations. The Company's expense for shipping and handling was \$8.2 million and \$11.4 million during fiscal 2017 and 2018, respectively.

Research and Development—Research and development expenses include compensation and employee benefits for technology development employees, travel related costs, and fees paid to outside consultants related to development of the Company's owned intellectual property.

General and Administrative—General and administrative expenses include compensation and employee benefits for executive management, finance administration, legal, and human resources, facility costs, travel, professional service fees and other general overhead costs.

Stock-Based Compensation—Stock-based compensation expense to employees is measured based on the grant-date fair value of the awards and recognized in the consolidated statements of operations over the period during which the employee is required to perform services in exchange for the award (the vesting period of the award). The Company estimates the fair value of stock options granted using the Black-Scholes option valuation model.

The Black-Scholes option-pricing model requires the input of highly subjective assumptions, including the fair value of the Company's underlying common stock, the expected term of stock options, the expected volatility of the price of its common stock, risk-free interest rates and the expected dividend yield of its common stock. The assumptions used in the Company's option-pricing model represent management's best estimates. These estimates involve inherent uncertainties and the application of management's judgment. If factors change and different assumptions are used, the Company's stock-based compensation expense could be materially different in the future.

These assumptions are estimated as follows:

- *Fair Value of Common Stock.* Because the Company's common stock is not publicly traded, it must estimate the fair value of common stock, as discussed in the section "Common Stock Valuation" below.
- *Risk-Free Interest Rate.* The Company based the risk-free interest rate used in the Black-Scholes valuation model on the implied yield available on U.S. Treasury zero-coupon bonds with an equivalent remaining term of the stock options for each stock option group.
- *Expected Term.* The Company determines the expected term based on the average period the stock options are expected to remain outstanding generally calculated as the midpoint of the stock options vesting term and contractual expiration period, as it does not have sufficient historical information to develop reasonable expectations about future exercise patterns and post-vesting employment termination behavior.
- *Expected Volatility.* The Company determines the price volatility factor based on the historical volatility of publicly-traded industry peers. To determine its peer group of companies, the Company considers public companies in the technology industry and selects those that are similar to the Company in size, stage of life cycle and financial leverage. The Company does not rely on implied volatilities of traded options in its industry peers' common stock because the volume of activity is relatively low.
- *Expected Dividend Yield.* The Company has not paid and does not anticipate paying any cash dividends in the foreseeable future and, therefore, use an expected dividend yield of zero.

If any of the assumptions used in the Black-Scholes option-pricing model changes significantly, stock-based compensation for future awards may differ materially compared with the awards granted previously. The

Company recognizes forfeitures as they occur, which results in a reduction in compensation expense at the time of forfeiture.

Common Stock Valuation The fair value of the Company's common stock underlying stock options has historically been determined by its board of directors, with assistance from management and contemporaneous third-party valuations. Given the absence of a public trading market for its common stock and in accordance with the American Institute of Certified Public Accountants Practice Aid, *Valuation of Privately Held Company Equity Securities Issued as Compensation*, or the Practice Aid, the Company's board of directors has exercised reasonable judgment and considered numerous objective and subjective factors to determine the best estimate of the fair value of its common stock at each grant date. These factors include:

- contemporaneous third-party valuations of the Company's common stock;
- the Company's operating and financial performance;
- current business conditions and projections;
- the likelihood of achieving a liquidity event for the shares of common stock underlying these stock options, such as an initial public offering or sale of the company, given prevailing market conditions;
- the lack of marketability of the Company's common stock;
- the market performance of comparable publicly-traded e-commerce and technology companies; and
- the U.S. and global economic and capital market conditions and outlook.

In determining the fair value of the Company's common stock, it estimated the enterprise value of its business using the market approach and the income approach. Under the income approach, forecast cash flows are discounted to the present value at a risk-adjusted discount rate. The valuation analyses determine discrete free cash flows over several years based on forecast financial information provided by the Company's management and a terminal value for the residual period beyond the discrete forecast, which are discounted at its estimated weighted-average cost of capital to estimate its enterprise value. Under the market approach, a group of guideline publicly-traded companies with similar financial and operating characteristics as the Company is selected, and valuation multiples based on the guideline public companies' financial information and market data are calculated. Based on the observed valuation multiples, an appropriate multiple was selected to apply to the Company's historical and forecasted revenue results. The estimated enterprise value is then allocated to the common stock using the Option Pricing Method (OPM), and the Probability Weighted Expected Return Method (PWERM), or the hybrid method. The hybrid method applied the PWERM utilizing the probability of an exit scenario, and the OPM was used in the remaining private scenario.

For options granted prior to October 2018, the Company has used a hybrid method to determine the fair value of its common stock. Under the hybrid method, multiple valuation approaches were used and then combined into a single probability weighted valuation using a PWERM. The Company's approach for options granted starting in October 1, 2018 included the use of an initial public offering scenario and a scenario assuming continued operation as a private entity. Following the closing of the Company's initial public offering, the fair value per share of its common stock for purposes of determining stock-based compensation will be the closing price of its common stock as reported on the applicable grant date.

Deferred offering costs—Deferred offering costs, which consist of direct incremental legal, consulting, banking and accounting fees relating to anticipated equity offerings, are capitalized and will be offset against proceeds upon the consummation of the offerings within stockholders' equity. In the event an anticipated offering is terminated, deferred offering costs will be expensed. As of December 31, 2017, there were no capitalized deferred offering costs in the consolidated balance sheets. As of December 31, 2018, there were \$1.2 million of deferred offering costs categorized in prepaids and other current assets in the consolidated balance sheets.

Foreign Currency—The functional currency of the Company's foreign subsidiaries is the local currency. All assets and liabilities of foreign subsidiaries are translated at the current exchange rate as of the end of the period,

[Table of Contents](#)

and revenues and expenses are translated at the average exchange rates in effect during the period. The gain or loss resulting from the process of translating foreign currency financial statements into U.S. dollars is reflected as a foreign currency cumulative translation adjustment and reported as a component of accumulated other comprehensive income loss. Foreign currency transaction gains and losses resulting from or expected to result from transactions denominated in a currency other than the functional currency are recognized in other expense, net in the consolidated statements of operations. The Company recorded net loss from foreign currency transactions of less than \$0.1 million and less than \$0.1 million for the years ended December 31, 2017 and 2018.

Net Loss Per Share—The Company computes basic earnings per share using the weighted-average number of shares of common stock outstanding during the period. For periods in which the Company reports net losses, diluted net loss per share attributable to stockholders is the same as basic net loss per share attributable to stockholders, because potentially dilutive common shares are not assumed to have been issued if their effect is anti-dilutive.

Segment Information—The Company reports segment information in accordance with ASC Topic No. 280 “Segment Reporting.” The Company has one reportable segment.

Recent Accounting Pronouncements

The JOBS Act permits an emerging growth company to take advantage of an extended transition period to comply with new or revised accounting standards applicable to public companies. The Company has elected to use this extended transition period until it is no longer an emerging growth company or until it affirmatively and irrevocably opts out of the extended transition period. As a result, the Company’s financial statements may not be comparable to companies that comply with new or revised accounting pronouncements as of public company effective dates.

Adopted Accounting Standards

In March 2016, the FASB issued ASU No. 2016-09, “Compensation—*Stock Compensation* (Topic 718)”, which simplifies several aspects of the accounting for share-based payment transactions. This standard requires companies to record excess tax benefits and tax deficiencies as income tax benefit or expense in the statement of operations when the awards vest, or are settled, and eliminates the requirement to reclassify cash flows related to excess tax benefits from operating activities to financing activities on the statement of cash flows. This standard also allows an entity to make an accounting policy election to either estimate expected forfeitures or to account for them as they occur. For public business entities, this standard is effective for annual and interim reporting periods beginning after December 15, 2016. For all other entities, this standard is effective for financial statements issued for annual periods beginning after December 15, 2017, and interim periods within annual periods beginning after December 15, 2018. Early adoption is permitted for all entities in any interim or annual period for which financial statements have not been issued or made available for issuance. The Company adopted this ASU beginning January 1, 2018 with no material impact on the consolidated financial statements.

In November 2016, the FASB issued ASU No. 2016-18, *Statement of Cash Flows: Restricted Cash* (Topic 230), or ASU 2016-18. ASU 2016-18 requires that the statement of cash flows explains the change during the period in the total cash and restricted cash. Therefore, amounts generally described as restricted cash should be included with cash when reconciling the beginning-of-period and end-of-period total amounts shown on the statement of cash flows. This ASU is effective for fiscal years beginning after December 15, 2018, and interim periods within those fiscal years. ASU 2016-18 requires retrospective application for all periods presented and as a result the Company has recasted its statement of cash flows for the years-ended December 31, 2017 and 2018 to reflect the adoption of ASU 2016-18, which was implemented on January 1, 2019.

Pending Accounting Standards

In May 2017, the FASB issued ASU No. 2017-09, “Compensation—*Stock Compensation* (Topic 718) Scope of Modification Accounting,” which provides guidance on the various types of changes which would trigger

[Table of Contents](#)

modification accounting for share-based payment awards. In summary, an entity would not apply modification accounting if the fair value, vesting conditions, and classification of the awards are the same immediately before and after the modification. The guidance is effective for annual periods beginning after December 15, 2018, and interim periods within those annual periods. The amendments are applied prospectively to awards modified on or after the adoption date. The new guidance will be adopted on January 1, 2019 and the Company does not expect this standard to have a material impact on the consolidated financial statements.

In February 2016, the FASB issued ASU No. 2016-02, Leases (Topic 842), or ASU 2016-02, which requires lessees to record most leases on their balance sheets but recognize the expenses on their income statements in a manner similar to current practice. ASU 2016-02 states that a lessee would recognize a lease liability for the obligation to make lease payments and a right-to-use asset for the right to use the underlying asset for the lease term. This ASU is effective for all annual reporting periods beginning after December 15, 2019, with early adoption permitted. The Company is currently evaluating the effect that the updated standard will have on its consolidated financial statements.

In February 2018, the FASB issued ASU No. 2018-02, Income Statement—Reporting Comprehensive Income (Topic 220) (“ASU 2018-02”). ASU 2018-02 addresses the effect of the change in the U.S. federal corporate tax rate due to the enactment of the December 22, 2017 Tax Act on items within accumulated other comprehensive income (loss). The guidance will be effective for all annual reporting periods beginning after December 15, 2019, with early adoption permitted. The Company is currently evaluating the effect that the updated standard will have on its consolidated financial statements.

On August 2018, the FASB issued ASU No. 2018-13, Fair Value Measurement (Topic 820): Disclosure Framework—Changes to the Disclosure Requirements for Fair Value Measurement, which changes the fair value measurement disclosure requirements of ASC 820. The amendments in this ASU are the result of a broader disclosure project called FASB Concepts Statement, Conceptual Framework for Financial Reporting—Chapter 8: Notes to Financial Statements. This ASU is effective for all annual reporting periods beginning after December 15, 2019, including interim periods therein. Early adoption is permitted for any eliminated or modified disclosures upon issuance of this ASU. The Company is currently evaluating the effect that the updated standard will have on its consolidated financial statements.

In June 2018, the FASB issued ASU No. 2018-07, Compensation—Stock Compensation (Topic 718): Improvements to Nonemployee Share-based Payment Accounting, which expands the scope of Topic 718, Compensation—Stock Compensation, which currently only includes share-based payments issued to employees, to also include share-based payments issued to nonemployees for goods and services. This ASU is effective for all annual reporting periods beginning after December 15, 2019, including interim periods therein. Early adoption is permitted for any eliminated or modified disclosures upon issuance of this ASU. The Company is currently evaluating the effect that the updated standard will have on its consolidated financial statements.

3. INVENTORY

Inventory consisted of the following as of December 31, 2017 and 2018:

	<u>December 31, 2017</u>	<u>December 31, 2018</u>
Inventory on-hand	\$ 15,703	\$ 24,595
Inventory in-transit	4,875	5,957
Inventory	<u>\$ 20,578</u>	<u>\$ 30,552</u>

All of the Company’s Inventory on-hand is held either with Amazon or the Company’s other third-party warehouses. The Company does not have any contractual right of returns with its contract manufacturers. The Company’s Inventory on-hand held by Amazon is approximately \$3.2 million and \$6.1 million as of December 31, 2017 and December 31, 2018, respectively.

4. ACCOUNTS RECEIVABLE

Accounts receivable consisted of the following as of December 31, 2017 and 2018:

	<u>December 31, 2017</u>	<u>December 31, 2018</u>
Trade accounts receivable	\$ 1,798	\$ 1,403
Allowance for doubtful accounts	(465)	—
Accounts receivable—net	<u>\$ 1,333</u>	<u>\$ 1,403</u>

5. PROPERTY AND EQUIPMENT

Property and equipment consisted of the following as of December 31, 2017 and 2018:

	<u>December 31, 2017</u>	<u>December 31, 2018</u>
Computer equipment and software	\$ 392	\$ 454
Furniture, fixtures and equipment	429	311
Leasehold improvements	47	47
Subtotal	868	812
Less: accumulated depreciation and amortization	(374)	(544)
Property and equipment—net	<u>\$ 494</u>	<u>\$ 268</u>

Depreciation expense for property and equipment totaled \$0.3 million and \$0.3 million during the years ended December 31, 2017 and 2018, respectively.

6. FAIR VALUE MEASUREMENTS

The Company's financial instruments consist of Level 1 assets at December 31, 2017 and 2018. The Company's cash and restricted cash was \$5.8 million and \$20.7 million and included savings deposits and overnight investments at December 31, 2017 and 2018.

7. PREPAID EXPENSES AND OTHER CURRENT ASSETS

Prepays and other current assets consisted of the following as of December 31, 2017 and 2018:

	<u>December 31, 2017</u>	<u>December 31, 2018</u>
Prepaid inventory	\$ 2,230	\$ 2,284
Restricted cash	250	550
Deferred offering costs	—	1,218
Other	537	1,366
Prepaid and other current assets	<u>\$ 3,017</u>	<u>\$ 5,418</u>

8. ACCRUED AND OTHER CURRENT LIABILITIES

Accrued expenses and other current liabilities consisted of the following as of December 31, 2017 and 2018:

	December 31, 2017	December 31, 2018
Accrued compensation costs	\$ 250	\$ 2,585
Accrual for deferred financing fees	205	936
Accrued professional fees and consultants	444	484
Accrued logistics costs	2,017	1,424
Product related accruals	565	1,042
Sales tax payable	405	707
Sales return reserve	244	322
Accrued recall liability	—	1,512
All other accruals	564	696
Accrued and other current liabilities	<u>\$ 4,694</u>	<u>\$ 9,708</u>

The Company sponsors, through its professional employer organization provider, a 401(k) defined contribution plan covering all eligible US employees. Contributions to the 401(k) plan are discretionary. Currently, the Company does not match nor make any contributions to the 401(k) plan.

Recall

In April 2018, the Company retained outside counsel to assist it in evaluating a safety issue related to certain hair dryers that it imported and sold through its subsidiaries between 2014 and 2018 (the “Xtava Allure Hair Dryer”). The Company had received communications directly from consumers and identified online reviews of overheating or fires associated with these hair dryers. The Company sold approximately 170,000 net units from the introduction of the product in 2015 through its discontinuance in the first quarter of 2018 totaling approximately \$6.2 million in net revenue.

In May 2018 the Company’s board of directors approved a voluntary recall of the Xtava Allure Hair Dryer. In June 2018, the Company filed an application for a voluntary recall with the US Consumer Product Safety Commission (“CPSC”) pursuant to Section 15(b) of the Consumer Product Safety Act (“CPSA”). The Company has received approval from the CPSC to provide consumers with replacement units and publicly announced the recall on August 15, 2018. The Company estimates it will incur approximately \$1.6 million in costs related to the recall for procurement, manufacturing, fulfillment and delivery to consumers who apply and qualify for the recall costs. The Company also estimates it will incur legal and other expenses of approximately \$0.4 million related to the recall which will be expensed as incurred. The Company has also incurred and settled all but one consumer legal matter related to Xtava Allure Hair Dryer for insignificant amounts. The Company believes the remaining legal matter will be settled for an insignificant amount. As of December 31, 2018, the remaining recall liability is \$1.5 million.

Pursuant to the CPSC and the guidelines set forth by the CPSA, a company may be subject to a late reporting investigation when a recall is announced. If a company is deemed to be a late reporter upon investigation by the CPSC, it may be subject to penalties. The Company believes it is likely that the CPSC will launch a discovery process to understand if a late reporting penalty is warranted. The investigation would evaluate a number of statutory and regulatory factors in determining a penalty amount, such as the severity of the risk of injury, the occurrence or absence of injury, the appropriateness of such penalty in relation to the size of the business and other factors. As of the date of issuance of this report, the Company believes it has met all the appropriate reporting requirements. If the Company is determined to have violated the reporting guidelines a penalty may be material to the consolidated financial statements. If CPSC seeks significant civil penalties for late reporting, the Company intends to vigorously defend itself. As of the date of the issuance of these financial statements the Company cannot reasonably estimate what, if any, penalties for potential late reporting may be levied.

9. CREDIT FACILITY AND TERM LOANS

Credit facility and term loans consisted of the following as of December 31, 2017 and 2018:

	<u>December 31, 2017</u>	<u>December 31, 2018</u>
Mid Cap Credit facility	\$ 4,575	\$ 16,455
Less: deferred debt issuance costs	(876)	(1,960)
Less discount associated with issuance of warrants	(68)	(44)
Total Mid Cap credit facility	<u>\$ 3,631</u>	<u>\$ 14,451</u>
Mid Cap Term loan	\$ 6,841	\$ —
Less: deferred debt issuance costs	(204)	—
Less discount associated with issuance of warrants	(16)	—
Total Mid Cap term loan	6,621	—
Less-current portion	(1,889)	—
Term loan-non current portion	<u>\$ 4,732</u>	<u>\$ —</u>
Horizon Term loan	\$ —	\$ 15,000
Less: deferred debt issuance costs	—	(1,022)
Less discount associated with issuance of warrants	—	(929)
Total Horizon term loan	—	13,049
Less-current portion	—	—
Term loan-non current portion	<u>\$ —</u>	<u>\$ 13,049</u>

Midcap Credit Facility and Term Loan

On October 16, 2017, the Company entered into a three-year \$15.0 million revolving credit facility (“Credit Facility”) with Midcap pursuant to a Credit and Security Agreement. The Credit Facility can be, subject to certain conditions, increased to \$30.0 million. Loans under the Credit Facility are determined based on percentages of its eligible accounts receivable and eligible inventory. The Credit Facility bears interest at LIBOR plus 5.75% for outstanding borrowings. The Company is required to pay a facility availability fee of 0.5% on the average unused portion of the facility. The Credit Facility contains certain financial covenants that require the Company to maintain minimum liquidity targets and other ratios starting in October 2018. The Company incurred approximately \$1.2 million in debt issuance costs, which has been offset against the debt and will be expensed over the three years. As of December 31, 2017, there was \$4.6 million outstanding on the Credit Facility and an available balance of approximately \$5.6 million.

As part of the Credit and Security Agreement entered into on October 16, 2017, the Company also obtained a three-year \$7.0 million term loan (“Term Loan”) with MidCap. The Term Loan bears interest at LIBOR plus 9.75% for outstanding borrowings and payments on principal are made on a monthly basis. The maturity date of the Term Loan is October 2020.

In October 2017, in connection with the Mid Cap Credit Facility and Term Loan agreement, MGI issued warrants to purchase 139,194 shares of its B-1 Preferred Shares at an exercise price of \$5.029 per share. In connection with the Merger, the warrants became exercisable for 44,871 shares of the Company’s common stock at an exercise price of \$15.60 per share. The warrants are currently exercisable and expire ten years from the date of issuance. The Company utilized the Binomial option-pricing model to determine the fair value of the warrants. The fair value of the warrants on issuance was \$0.1 million, which has been recorded as a debt discount against the Mid Cap Credit Facility and Term Loan. For the year-ended December 31, 2017 and 2018, the Company expensed less than \$0.1 million related to these warrants in each year.

[Table of Contents](#)

On November 23, 2018, the Company exited the Credit Facility with MidCap and entered into a new three-year \$25.0 million revolving credit facility (“New Credit Facility”) with MidCap. The New Credit Facility can be increased, subject to certain conditions, to \$50.0 million. Loans under the New Credit Facility are determined based on percentages of the Company’s eligible accounts receivable and eligible inventory. The New Credit Facility bears interest at LIBOR plus 5.75% for outstanding borrowings. The Company is required to pay a facility availability fee of 0.5% on the average unused portion of the facility. The New Credit Facility contains a minimum liquidity financial covenant that requires the Company to maintain a minimum of \$5.0 million in cash on hand or availability in the New Credit Facility. In 2018, the Company incurred approximately \$1.3 million in debt issuance costs which has been offset against the debt and will be expensed over the three years. Unamortized debt issuance costs of \$0.7 million, relating to the previous Credit Facility, will be amortized in accordance with the terms of the New Credit Facility. As of December 31, 2018, there was \$16.5 million outstanding on the Credit Facility and an available balance of approximately \$1.4 million.

The Company recorded interest expense from the credit facilities of approximately \$0.2 million and \$1.2 million for the year-ended December 31, 2017 and 2018, respectively, which included \$0.1 million and \$0.4 million relating to debt issuance costs, respectively.

The Company recorded interest expense from the Term Loan of less than \$0.2 million and \$0.8 million for the year-ended December 31, 2017 and 2018, respectively, which included less than \$0.1 million and less than \$0.1 million relating to debt issuance costs, respectively.

On the December 31, 2018, the Company repaid the Term Loan with MidCap for \$4.9 million as part of the entering into a new term loan with Horizon Technology Finance Corporation, including \$0.1 million of a prepayment penalty. The Company expensed the remaining debt issuance costs related to the Term Loan of \$0.2 million, including warrants.

Horizon Term Loan

On December 31, 2018, the Company entered into a new term loan agreement with Horizon. As part of the agreement, the Company obtained a five-year \$15.0 million term loan (“Horizon Term Loan”). The Horizon Term Loan bears interest at 9.90% plus the amount by which one-month LIBOR (or, if LIBOR is no longer widely used or available, a successor benchmark rate, which successor rate shall be applied in a manner consistent with market practice, or if there is no consistent market practice, such successor rate shall be applied in a manner reasonably determined by Horizon) exceeds 2.50% for outstanding borrowings and payments on principal are made on a monthly basis. The maturity date of the Horizon Term Loan is January 2023. The Horizon Term Loan contains minimum required EBITDA financial covenants that require the Company to achieve EBITDA of certain amounts based on the amount that the Company is permitted to borrow under the New Credit Facility (the “Revolving Line Indebtedness Cap”). The Horizon Loan Agreement also contains a cash collateral covenant that requires the Company to maintain a cash collateral account with an amount based on the Revolving Line Indebtedness Cap. The term loan payments of principal under the Horizon Term Loan as of December 31, 2018 are as follows:

	Year-Ending December 31
2019	\$ —
2020	2,500
2021	6,000
2022	6,000
Thereafter	500
Total term loan payments	<u>\$ 15,000</u>

In connection with the Horizon Term Loan agreement, the Company issued warrants to purchase 76,923 shares of its common stock at an exercise price of \$15.60 per share. The warrants are exercisable and expire ten years

[Table of Contents](#)

from the date of issuance. The Company utilized the Binomial option-pricing model to determine the fair value of the warrants. The fair value of the warrants on issuance was \$0.9 million, which has been recorded as a debt discount against the Horizon Term Loan.

The Company incurred approximately \$1.0 million in debt issuance costs which has been offset against the debt and will expense over the five years.

The Credit Facility and Horizon Term Loan contain a minimum liquidity covenant that requires the Company to maintain at minimum \$5.0 million in unrestricted cash at all times, subject to increases based on amounts drawn. Further, there are additional covenants that, among other things, restrict the ability of the Company and certain of its subsidiaries to (i) incur, assume or guarantee additional indebtedness; (ii) pay dividends or redeem or repurchase capital stock; (iii) make other restricted payments; (iv) incur liens; (v) redeem debt that is junior in right of payment to the notes; (vi) sell or otherwise dispose of assets, including capital stock of subsidiaries; (vii) enter into mergers or consolidations; and (viii) enter into transactions with affiliates. These covenants are subject to a number of important exceptions and qualifications.

OTHER TERM LOANS

The Company at times has taken certain term loans from its key vendor as part of a program that assists in growth within the vendor's online sales platform. These loans are short-term in nature and carry an interest rate of approximately 12%.

During 2017, the Company had borrowed an additional \$0.7 million during the period and prior to obtaining the Credit Facility and Term Loan, the Company repaid all loans outstanding totaling \$1.5 million. Interest paid during the year-ended December 31, 2017 was approximately \$0.1 million. There have been no other term loans.

Interest expense, net

Interest expense, net consisted of the following for the years-ended December 31, 2017 and 2018:

	<u>December 31, 2017</u>	<u>December 31, 2018</u>
Interest expense	\$ 413	\$ 2,354
Interest income	(1)	(1)
Total Interest expense, net	<u>\$ 412</u>	<u>\$ 2,353</u>

10. STOCKHOLDERS' EQUITY

Common Shares—The Company has one class of common shares issued and available. Each share of common stock has the right to one vote per share.

On September 4, 2018, under the Merger Agreement, all outstanding common shares, preferred shares and warrants, excluding MGI's Series C preferred stock ("Series C") and warrants for Series C, converted to new common shares of the Company at a ratio of 1 to 0.3131 (the "Conversion"). All outstanding Series C, including any warrants for Series C converted on a one to 0.2564 basis to new common shares of the Company. At the time of the merger, the Company had 0.9 million shares outstanding held by certain Series C holders.

The Merger is reflected in the financial statements and financial disclosures as if the merger was effective on January 1, 2017, including the Conversion. Operations prior to the Merger are the historical operations of MGI.

After the completion of the Merger and within sixty days of the effective date of the Merger, the Company was required to file with the Securities and Exchange Commissions (the "SEC") a registration statement on Form S-1

[Table of Contents](#)

and must have filed becoming effective with the SEC within a one hundred and thirty-five days from such initial filing. If the Company's filings and registrations are not completed timely, the Company may be subject to liquidation damages to Series C holders which are capped at 8% of the total proceeds invested by Series C holders. To date, the Company has met its milestone and expects that all remaining milestones will be met.

The outstanding common shares as of December 31, 2017 and 2018 were 8,575,950 and 11,534,190, respectively, derived predominantly from the conversions below.

MGI Common Shares—MGI had one class of common shares at the time of the merger. At the date of the merger, 1.1 million common shares were converted into 1.3 million shares of common shares of the Company. These shares have been reflected in the financial statements and related disclosures to have converted as follows: 1.3 million shares converted as of January 1, 2017 and less than 0.1 million shares, resulting from the exercise of stock options, was converted as of September 2018.

MGI Preferred Shares—In 2014, the MGI issued approximately 18.3 million shares of Series A preferred stock ("Series A") with original issuance prices of \$1.44 for a total of \$26.3 million, net of transaction expenses. On September 4, 2018, these preferred shares converted into 5.7 million of common shares of the Company at the time of the merger. These shares have been reflected in the financial statements and related disclosures to have converted as of January 1, 2017.

In March 2017, MGI issued approximately 2.9 million shares of Series B preferred stock ("Series B") with original issuance prices of \$2.98 for a total of \$8.4 million, net of transaction expenses. On September 4, 2018, these preferred shares converted into 0.9 million of common shares of the Company at the time of the merger. These shares have been reflected in the financial statements and related disclosures to have converted as of the date of issuance.

In August 2017, MGI issued approximately 2.1 million shares of Series B-1 preferred stock ("Series B-1") with original issuance prices of \$5.03 for a total of \$10.6 million, net of transaction expenses. On September 4, 2018, these preferred shares converted into 0.7 million of common shares of the Company at the time of the merger. These shares have been reflected in the financial statements and related disclosures to have converted as of the date of issuance.

In April 2018, MGI commenced a Series C fundraise, which allowed it to issue 15.0 million shares or \$40.0 million in Series C preferred stock. As of April 2018, MGI issued approximately 6.0 million shares of Series C with original issuance prices of \$4.00 for a total of \$21.0 million, net of transaction expenses. On September 4, 2018, these preferred shares converted into 1.5 million of common shares of the Company at the time of the merger. These shares have been reflected in the financial statements and related disclosures to have converted as of the date of issuance.

On September 4, 2018, MGI raised additional funds as part of its Series C preferred stock financing and issued approximately 1.9 million shares of Series C preferred stock with an issuance price of \$4.00 for a total of \$6.4 million, net of transaction expenses. On September 4, 2018, these preferred shares converted into 0.5 million of common shares of the Company at the time of the merger. These shares have been reflected in the financial statements and related disclosures to have converted as of the date of issuance. In addition, on September 4, 2018, the Company issued warrants to purchase an aggregate of 196,364 shares of its common stock with an exercise price of \$15.60 per share to certain accredited investors as consideration for providing certain placement agent services to MGI.

In connection with the Mid Cap Credit Facility and Term Loan agreement and as amended through the Merger, warrants for 44,871 shares of the Company's common stock at an exercise price of \$15.60 per share were issued. The warrants are currently exercisable and expire ten years from the date of issuance. The Company utilized the Binomial option-pricing model to determine the fair value of the warrants. The fair value of the warrants on issuance was \$0.1 million.

[Table of Contents](#)

In connection with the Horizon Term Loan agreement, the Company issued warrants to purchase 76,923 shares of its common stock at an exercise price of \$15.60 per share. The Company utilized the Binomial option-pricing model to determine the fair value of the warrants. The fair value of the warrants on issuance was \$0.9 million.

11. STOCK-BASED COMPENSATION

The Company has two equity plans:

2014 Amended and Restated Equity Incentive Plan

MGI's board of directors adopted, and MGI's stockholders approved, the Mohawk Group, Inc. 2014 Equity Incentive Plan on June 11, 2014. On March 1, 2017, MGI's board of directors adopted, and MGI's stockholders approved, an amendment and restatement of the 2014 Equity Incentive Plan (as amended, the "Mohawk 2014 Plan"). In addition, pursuant to the Merger Agreement, options to purchase 302,911 shares of MGI's common stock with a weighted-average exercise price of \$7.49 issued and outstanding immediately prior to the closing of the Merger were assumed and exchanged for options to purchase 369,885 shares of the Company's common stock with a weighted-average exercise price of \$6.16. As of December 31, 2018, options to purchase an aggregate of 362,693 shares of the Company's common stock were outstanding and 7,192 shares were reserved for awards available for future issuance under the Mohawk 2014 Plan. Notwithstanding the foregoing, the Mohawk 2014 Plan will continue to govern outstanding awards granted thereunder.

2018 Equity Incentive Plan

The Company's board of directors adopted the Mohawk Group Holdings, Inc. 2018 Equity Incentive Plan (the "Mohawk 2018 Plan") on October 11, 2018. The Company's Mohawk 2018 Plan has not been approved by its stockholders. As of December 31, 2018, options to purchase 1,505,054 shares of the Company's common stock were outstanding and 203,092 shares were available for future under the Mohawk 2018 Plan.

Options granted to date generally vest over a four-year period with 25% of the shares underlying the options vesting on the first anniversary of the vesting commencement date with the remaining 75% of the shares vesting on a pro-rata basis over the succeeding thirty-six months, subject to continued service with the Company through each vesting date. Options granted are generally exercisable for up to 10 years subject to continued service with the Company.

The following is a summary of stock options activity during the year-ended December 31, 2018:

	Options Outstanding			
	Number of Options	Weighted-Average Exercise Price	Weighted-Average Remaining Contractual Life (years)	Aggregate Intrinsic Value
Balance—January 1, 2018	437,400	\$ 6.01		
Options granted	1,547,938	\$ 9.72		
Options exercised	(4,465)	\$ 4.13		\$ 14,410
Options cancelled	(113,126)	\$ 7.02		
Balance—December 31, 2018	<u>1,867,747</u>	<u>\$ 9.01</u>	9.64	\$ 19,573,295
Exercisable as of December 31, 2018	181,701	\$ 5.85	7.65	\$ 2,480,184
Vested and expected to vest as of December 31, 2018	1,867,747	\$ 9.01	9.64	\$ 19,573,295

Stock-based compensation expense for options granted was \$0.2 million and \$0.4 million for the years ended December 31, 2017 and 2018, respectively.

[Table of Contents](#)

The weighted-average grant date fair value of options granted during 2017 and 2018 was \$3.51 and \$11.78, respectively. As of December 31, 2017 and 2018, the total unrecognized compensation expense related to unvested options was \$0.8 million and \$18.2 million, respectively, which the Company expects to recognize over an estimated weighted-average period of 1.4 and 2.9 years, respectively.

The following are weighted-average assumptions used in the Black-Scholes option-pricing model with to determine grant fair value:

	<u>2017</u> <u>Weighted-</u> <u>Average</u>	<u>2018</u> <u>Weighted-</u> <u>Average</u>
Expected term (in years)	5.91	5.73
Volatility	53.51%	55.06%
Risk-free interest rate	2.16%	2.59%
Dividend Yield	0.000	0.000

Founder Shares

As part of the initial creation of MGI each of the MGI founders contributed capital and intellectual property in connection with the formation of the business in exchange for shares of common stock. MGI and founders agreed to certain vesting provisions as part of the initial issuance of these shares. These vesting provisions gave the MGI a right to repurchase unvested shares if such founder would exit the Company prior to the completion of such vesting. As such, the MGI recorded no compensation expense upon issuance as the non-vested shares only have value if any of the founders left the business prior to shares fully vesting, and as it was not expected that any founders would terminate prior to full vesting of their shares.

In March 2017, the MGI entered into an agreement with one founder, extending the vesting provisions of these shares by 18 months. As such, MGI valued the remaining shares to vest at their estimated fair-market-value totaling \$0.5 million and will expense that amount over the remaining vesting period. For years ended December 31, 2017 and 2018, the Company recorded \$0.3 million and \$0.2 million in stock-based compensation expense related to this modification.

In March 2017, the MGI entered into an agreement with a second founder, in which the founder agreed to step down from the Board of Directors and any management roles held at the Company and in turn the Company did not exercise its right to repurchase the shares. As such, the MGI valued the remaining unvested shares at their estimated fair-market-value totaling \$0.5 million and the Company expensed that amount as stock-based compensation in the period. As of March 2017, that founder has no active role with MGI or the Company.

12. COMMITMENT AND CONTINGENCIES

The Company has operating leases for its offices expiring at various dates through 2020. Rental expense for operating leases was \$0.5 million and \$0.7 million for the years ended December 31, 2017 and 2018, respectively. The following is a schedule by year of future minimum lease payments required under the operating leases that have initial or non-cancelable lease terms in excess of one year as of December 31, 2018.

[Table of Contents](#)

Future minimum lease payments under these operating leases consisted of the following as of December 31, 2018:

	Year-Ending December 31
2019	\$ 629
2020	123
2021	3
2022	—
Thereafter	—
Total minimum lease payments	<u>\$ 755</u>

Legal Proceedings—The Company is party to various actions and claims arising in the normal course of business. The Company does not believe that the final outcome of these matters will have a material adverse effect on the Company’s consolidated financial position or results of operations. In addition, the Company maintains what it believes is adequate insurance coverage to further mitigate risk. However, no assurance can be given that the final outcome of such proceedings may not materially impact the Company’s consolidated financial condition or results of operations. Further, no assurance can be given that the amount or scope of existing insurance coverage will be sufficient to cover losses arising from such matters.

Inventory Purchases—As of December 31, 2017 and 2018, the Company had \$8.4 million and \$10.2 million, respectively, of inventory purchase orders placed with vendors waiting to be fulfilled.

Sales or Other Similar Taxes—Based on the location of the Company’s current operations, the majority of sales tax is collected and remitted in the following states: New Jersey, New York, Florida, Texas, Pennsylvania, Tennessee, Virginia and California. To date, the Company has had no actual or threatened sales and use tax claims from any state where it does not already claim nexus or any state where it sold products prior to claiming nexus. However, the Company believes that the likelihood of incurring a liability as a result of sales tax nexus being asserted by certain states where it sold products prior to claiming nexus is probable. As of December 31, 2017 and 2018, the Company estimates that the potential liability, including current sales tax payable is approximately \$0.4 million and \$0.7 million, respectively, which has been recorded as an accrued liability. The Company believes this is the best estimate of an amount due to taxing agencies, given that such a potential loss is an unasserted liability that would be contested and subject to negotiation between the Company and the state, or decided by a court.

Transaction Bonus Plan

Effective July 9, 2018, the Company established the Transaction Bonus Plan (the “Transaction Bonus Plan”) to provide a means by which select employees may be given incentives to remain with the Company through a liquidity transaction.

Under the Transaction Bonus Plan, the Company’s board of directors may, by unanimous approval, grant contractual rights to receive payments (each right, a “Participation Unit”) to any full-time employees or independent contractors that have at least three months of service with the Company. Participation Units shall vest in nine monthly installments on each of the nine monthly anniversaries of the date of grant, subject to continued employment with the Company or a subsidiary of the Company. Additionally, upon the closing of a “Sale of the Company” or “Qualified IPO”, the Participation Units shall immediately and fully vest, subject to continued employment with the Company or a subsidiary of the Company. Each Participation Unit represents a proportional interest in the amount set aside for participants of the Transaction Bonus Plan (the “Plan Pool”). Payments from the Plan Pool shall occur under the Transaction Bonus Plan upon either a sale of the company or a “Qualified IPO”. A “Qualified IPO” is defined as either (i) a firm commitment underwritten public offering

[Table of Contents](#)

pursuant to an effective registration statement filed under the Securities Act covering the offer and sale of the Company's common stock or (ii) a transaction pursuant to which the Company reverse merges directly or indirectly with a publicly listed special purpose acquisition company, provided that, in each case, the surviving company's common stock is listed for trading on The Nasdaq Stock Market LLC, the New York Stock Exchange or another exchange or marketplace approved by the Company's board of directors, and provided further that the aggregate gross proceeds to the Company are not less than \$50,000,000. Following a Qualified IPO, on each of the first four six-month anniversaries of the Qualified IPO, a participant shall be entitled to payments and distributions equal to 25% of the participant's proportional interest of the Plan Pool. In a Qualified IPO, the Plan Pool shall be deemed funded one-third in cash and two-thirds in the Company's common stock.

As of December 31, 2018, the Company had allocated 99.20% of the total Participation Units under the Transaction Bonus Plan, including 66.65% of the total Participation Units to the Company's executive officers. No expense has been recorded as of December 31, 2018, as the Transaction Bonus Plan as the plan was contingent on closing of the sale of the company or a Qualified IPO and the amount shares to be issued and value of such shares was to be determined based upon the value of such Qualified IPO or sale of the Company. The Transaction Bonus Plan has subsequently been terminated and subsequently replaced by the Mohawk Group Holdings, Inc. 2019 Equity Plan. See Subsequent Event Note 16.

13. INCOME TAXES

Loss before provision for (benefit from) income taxes consisted of the following for the periods indicated (in thousands):

	<u>December 31, 2017</u>	<u>December 31, 2018</u>
Domestic	\$ (22,978)	\$ (31,609)
International	(51)	(159)
Total	<u>\$ (23,029)</u>	<u>\$ (31,768)</u>

The components of the Company's income tax provision (benefit) were as follows for the periods indicated (in thousands):

	<u>December 31, 2017</u>	<u>December 31, 2018</u>
Current:		
Federal	\$ —	\$ —
State	4	3
Foreign	34	52
Total current	<u>38</u>	<u>55</u>
Deferred:		
Federal	—	—
State	—	—
Foreign	—	—
Total deferred	<u>—</u>	<u>—</u>
Income tax provision	<u>\$ 38</u>	<u>\$ 55</u>

Table of Contents

The reconciliation of the Federal statutory income tax provision to the Company's effective income tax provision is as follows for the periods indicated (in thousands):

	December 31, 2017	December 31, 2018
Income tax benefit at statutory rates	\$ (7,822)	\$ (6,666)
Permanent differences	324	70
Foreign rate differential	13	14
State income taxes, net of federal tax benefit	(683)	(1,081)
Effect of tax rate change	4,045	—
Other	—	441
Valuation allowance	4,161	7,277
Total income tax expense	<u>\$ 38</u>	<u>\$ 55</u>

The Company's deferred tax assets and liabilities as of the dates indicated were as follows (in thousands):

	December 31, 2017	December 31, 2018
Deferred tax assets:		
Sales returns reserve	\$ 60	\$ 79
Allowance for doubtful accounts	114	—
Net operating loss carryforwards	8,008	14,204
Stock options	82	180
Deferred revenue	30	12
Fixed assets	12	21
Interest expense limitation	—	574
Other	9	97
Less: valuation allowances	(7,890)	(15,167)
Net deferred tax assets	<u>425</u>	<u>—</u>
Deferred tax liabilities:		
Foreign currency exchange gain/loss	—	—
Accrued expenses	(425)	—
Net deferred tax liabilities	<u>(425)</u>	<u>—</u>
Net deferred tax assets	<u>—</u>	<u>—</u>
Net deferred tax assets (liabilities)	<u>\$ —</u>	<u>\$ —</u>

The Company has temporary differences due to differences in recognition of revenue and expenses for tax and financial reporting purposes, principally related to net operating losses, inventory, depreciation, and other expenses that are not currently deductible or realizable. At December 31, 2018, the Company had approximately \$58.0 million of gross federal NOLs which will begin to expire in fiscal year 2034 if unused. The Company also has approximately \$32.3 million apportioned state and local NOLs that expire between 2025 and 2035, depending on the state, if not used. The net operating loss ("NOL") carryforwards for federal and state income tax purposes which, generally, can be used to reduce future taxable income. The Company's use of its NOL carryforwards is limited under Section 382 of the Internal Revenue Code of 1986, as amended (the "Code"), as it has had a change in ownership of more than 50% of its capital stock over a three-year period as measured under Section 382 of the Code. These complex changes of ownership rules generally focus on ownership changes involving shareholders owning directly or indirectly 5% or more of its stock, including certain public "groups" of shareholders as set forth under Section 382 of the Code, including those arising from new stock issuances and other equity transactions. Some of these NOL carryforwards will expire if they are not used within certain periods.

[Table of Contents](#)

On December 22, 2017, the Tax Cuts and Jobs Act (the “TCJ Act”) was enacted into law. The TCJ Act provides for significant changes to the Code that impact corporate taxation requirements, such as the reduction of the federal tax rate for corporations from 35% to 21% and changes or limitations to certain tax deductions. The impact of the rate change was \$4.0 million for December 31, 2017, which had no tax impact due to offsetting movement in the Valuation Allowance. The reduction in the corporate tax rate under the TCJ Act will also require a one-time revaluation of certain tax-related assets to reflect their value at the lower corporate tax rate of 21%.

In December 2017, the SEC staff issued Staff Accounting Bulletin No. 118 (“SAB 118”) to address the application of U.S. GAAP in situations where a company does not have the necessary information available, prepared, or analyzed in reasonable detail to complete the accounting for certain income tax effects of the TCJ Act. It allows companies to record provisional amounts during a measurement period, which is not to extend beyond one year. Consistent with SAB 118, the Company was able to make reasonable estimates and recorded provisional amounts related to the impact of tax reform. As of December 2018, all provisional amounts have been finalized and there will be no adjustments made to previously disclosed estimates.

The Company regularly assesses the realizability of its deferred tax assets and establishes a valuation allowance if it is more-likely-than-not that some portion of the deferred tax assets will not be realized. The ultimate realization of deferred tax assets is dependent upon the generation of future taxable income during the periods in which those temporary differences become deductible. Due to the Company’s history of net operating losses, the Company believes it is more likely than not its federal, state and foreign deferred tax assets will not be realized as of December 31, 2018.

The Company’s major taxing jurisdictions are New Jersey, New York, Florida, Texas, Pennsylvania, Tennessee, Virginia and California. The Company files a US Consolidated income tax return as well as tax returns in certain foreign jurisdictions. The Company is subject to examination in these jurisdictions for all years since inception. Fiscal years outside the normal statute of limitations remain open to audit due to tax attributes generated in the early years which have been carried forward and may be audited in subsequent years when utilized. The Company is not currently under examination for income taxes in any jurisdiction. The Company may be subject to audits covering a variety of tax matters by taxing authorities in any taxing jurisdiction where the Company conducts business. While the Company believes that the tax returns filed, and tax positions taken are supportable and accurate, some tax authorities may not agree with the positions taken. This can give rise to tax uncertainties which, upon audit, may not be resolved in the Company’s favor. As of December 31, 2017 and 2018, the Company has not recorded any tax contingency accruals for uncertain tax positions.

14. RELATED PARTY TRANSACTION

Mommy Guru

The Company used a third-party vendor called Mommy Guru LLC (“Mommy Guru”) for certain product promotions, marketing activities and product rebates. In September 2017, the Company hired Mommy Guru’s CEO as the Company’s Chief Marketing Officer (“CMO”) and continued to use the services of Mommy Guru during the CMO’s employment. During the years-ended December 31, 2017, the Company paid to Mommy Guru approximately \$2.4 million in fees, of which \$1.9 million was incurred during the CMO’s employment, which reduces the Company’s net revenue. The Company paid to the CMO approximately \$0.1 million in compensation for years-ended December 31, 2017. The CMO is no longer employed with the Company.

Yaney Voting Agreement

On November 1, 2018, Dr. Larisa Storozhenko, Maximus Yaney and Asher Maximus I, LLC (the “Initial Designating Parties”) entered into a voting agreement with Mr. Asher Delug, one of the stockholders of the Company and a member of the Company’s board of directors, pursuant to which Mr. Delug will have the power

[Table of Contents](#)

to vote such number of shares of common stock as is equal to: (a) all of the shares of the Company's common stock beneficially held by the Initial Designating Parties minus (b) such number of shares of common stock representing 19.9% of the total voting power of the Company's capital stock outstanding with respect to the election of directors, the appointment of officers and any amendments of the Company's amended and restated certificate of incorporation or amended and restated bylaws (the "Voting Agreement"). The Voting Agreement will become effective upon the effectiveness of a registration statement on Form S-1 with the SEC with respect to the registration of certain shares of common stock of the Company for sale or resale and will automatically expire (i) November 1, 2019, if such registration statement is withdrawn or not declared effective by the SEC on or before November 1, 2019, (ii) upon a dissolution, winding up, liquidation or change of control of the Company, or (iii) the first date that the number of shares of the Company's capital stock that is held collectively by the Initial Designating Parties constitutes less than 20.0% of the outstanding shares of the Company's capital stock. Through the Voting Agreement, Mr. Delug will have voting power over an aggregate of up to 6,301,882 shares of the Company's common stock through (i) 2,367,041 shares of common stock held directly, and (ii) 3,934,841 shares of common stock held by the Initial Designating Parties; provided, however, that the maximum number of shares over which Mr. Delug will have voting power pursuant to the Voting Agreement at any time shall be equal to: (a) all of the shares of the Company's common stock beneficially held by the Initial Designating Parties minus (b) such number of shares of common stock representing 19.9% of the total voting power of the Company's capital stock outstanding. As consideration for entry into the Voting Agreement, the Company can either (i) pay Mr. Yaney \$0.1 million or (ii) the Company can transfer all rights and interests in Patent Application No. 15/259,675, filed with the United States Patent and Trademark Office in respect of an optical device with an electrochromic lens cap to the Designating Parties. The Voting Agreement was amended and restated pursuant to a new Voting Agreement, dated March 13, 2019, by and among MV II, LLC, Dr. Larisa Storozhenko, Mr. Maximus Yaney, Mr. Delug and the Company (the "Restated Voting Agreement"). See Subsequent Event Note 16.

15. NET LOSS PER SHARE

The following table sets forth the computation of basic and diluted net loss per share (in thousands, except per share data):

	Year-Ended December 31,	
	2017	2018
Net loss	\$ (23,067)	\$ (31,823)
Weighted-average number of shares used in computing net loss per share, basic and diluted	8,004,804	10,160,879
Net loss per share, basic and diluted	\$ (2.88)	\$ (3.13)

All other outstanding shares of potentially dilutive securities were excluded from the computation of diluted net loss per share because including them would have had an anti-dilutive effect.

16. SUBSEQUENT EVENTS

The Company has evaluated events that have occurred subsequent to December 31, 2018 through February 27, 2019, the date the consolidated financial statements were originally available to be issued and April 17, 2019 as it relates to the paragraphs below through the re-issuance date April 17, 2019.

Restated Voting Agreement

On March 13, 2019, the Voting Agreement by and among MV II, LLC, Dr. Larisa Storozhenko, Mr. Maximus Yaney, Mr. Delug and the Company was restated.

Under the Restated Voting Agreement, each of MV II, LLC, Dr. Larisa Storozhenko and Mr. Yaney (collectively, the "Designating Parties") agreed to relinquish the right to vote their shares of the Company's

capital stock, and any of the Company's other equity interests (collectively, the "Voting Interests") by granting the Company's board of directors the sole right to vote all of the Voting Interests as the Designating Parties' proxyholder. The Voting Interests include all shares of the Company's common stock currently held by the Designating Parties, as well as any of the Company's securities or other equity interests acquired by the Designating Parties in the future. Pursuant to the proxy granted by the Designating Parties, the Company's board of directors are required to vote all of the Voting Interests in direct proportion to the voting of the shares and equity interests voted by all holders other than the Designating Parties. The proxy granted by the Designating Parties under the Restated Voting Agreement is irrevocable. In addition, the Restated Voting Agreement proxyholder may not be changed unless the Company receives the prior approval of The Nasdaq Stock Market LLC.

Under the Restated Voting Agreement, each of the Designating Parties further agreed not to purchase or otherwise acquire any shares of the Company's capital stock or other equity securities, or any interest in any of the foregoing.

Once the Restated Voting Agreement becomes effective, it will continue until the earlier to occur of (a) a Deemed Liquidation Event unless, immediately upon such Deemed Liquidation Event, the Company's common stock is and remains listed on The Nasdaq Stock Market LLC, or (b) Mr. Yaney's death. For purposes of the agreement, a "Deemed Liquidation Event" means (i) the acquisition of the Company by another entity by means of any transaction or series of related transactions to which the Company is party other than a transaction or series of transactions in which the holders of the Company's voting securities outstanding immediately prior to such transaction or series of transactions retain, immediately after such transaction or series of transactions, a majority of the total voting power represented by the Company's outstanding voting securities or such other surviving or resulting entity; (ii) a sale, lease or other disposition of all or substantially all of the Company's or its subsidiaries' assets taken as a whole by means of any transaction or series of related transactions, except where such sale, lease or other disposition is to a wholly-owned subsidiary of the Company; or (iii) any liquidation, dissolution or winding up of the Company, whether voluntary or involuntary; however, a Deemed Liquidation Event shall not include any transaction effected primarily to raise capital for the Company or a spin-off or similar divestiture of the Company's product or SaaS business as part of reorganization of the Company approved by the Company's board of directors.

2019 Equity Plan and Former Transaction Bonus Plan

Effective March 20, 2019, the Company established the Mohawk Group Holdings, Inc. 2019 Equity Plan (the "2019 Equity Plan"). All awards previously allocated under the Company's Transaction Bonus Plan were terminated and subsequently replaced with grants under the 2019 Equity Plan. No expense or modification has been recorded from the replacement of the Transaction Bonus Plan as the total value and potential shares to be granted under the plan were contingent on closing of the sale of the company or a Qualified IPO.

A total of 2,426,036 shares of the Company's common stock have been reserved for issuance under the 2019 Equity Plan. On March 20, 2019, the Company issued, pursuant to the 2019 Equity Plan, an aggregate of 2,406,618 shares of restricted common stock to the former holders of Participation Units.

Recognizing that awards under the 2019 Equity Plan are intended to replace awards under the Transaction Bonus Plan, the Company's board of directors determined that the terms of awards to be granted under the 2019 Equity Plan shall, in general, match the terms of awards previously allocated under the Transaction Bonus Plan. Restricted shares granted under the 2019 Equity Plan shall vest in substantially equal installments on the 6th, 12th, 18th and 24th monthly anniversary of an initial public offering.

Awards granted under the 2019 Equity Plan and not previously forfeited upon termination of service carry dividend and voting rights applicable to the Company's common stock, irrespective of any vesting requirement.

Table of Contents

Under ASC Topic 718, the Company expects to record stock-based compensation expense related to grants made under the 2019 Equity Plan over the vesting period when the contingency of an initial public offering is achieved.

Voting Agreement with Asher Delug

On April 12, 2019, the Company entered into a Voting Agreement with Asher Delug (the “Delug Voting Agreement”). The terms of the Delug Voting Agreement are substantially similar to the terms of the Restated Voting Agreement.

Under the Delug Voting Agreement, Mr. Delug agreed to relinquish his right to vote his shares of the Company’s capital stock, and any of the Company’s other equity interests (collectively, the “Delug Voting Interests”) by granting the Company’s board of directors the sole right to vote all of the Delug Voting Interests as Mr. Delug’s proxyholder. The Delug Voting Interests include all shares of the Company’s common stock currently held by Mr. Delug, as well as any of the Company’s securities or other equity interests acquired by Mr. Delug in the future. Pursuant to the proxy granted by Mr. Delug, the Company’s board of directors are required to vote all of the Delug Voting Interests in direct proportion to the voting of the shares and equity interests voted by all holders other than Mr. Delug. The proxy granted by Mr. Delug under the Delug Voting Agreement is irrevocable. In addition, the Delug Voting Agreement proxyholder may not be changed unless the Company receives the prior approval of The Nasdaq Stock Market LLC.

Under the Delug Voting Agreement, Mr. Delug further agreed not to purchase or otherwise acquire any shares of the Company’s capital stock or other equity securities, or any interest in any of the foregoing.

Once the Delug Voting Agreement becomes effective, it will continue until the earlier to occur of (a) a Deemed Liquidation Event unless, immediately upon such Deemed Liquidation Event, the Company’s common stock is and remains listed on The Nasdaq Stock Market LLC, or (b) Mr. Delug’s death. For purposes of the Delug Voting Agreement, a “Deemed Liquidation Event” has the same meaning as in the Restated Voting Agreement.

MOHAWK GROUP HOLDINGS, INC. AND SUBSIDIARIES
Schedule II—Valuation and Qualifying Accounts and Reserves
(All amounts in thousands)

Description	Balance at Beginning of Period	Charged to Costs & Expenses	Charged to Other Accounts	Accounts Written Off or Deductions	Balance at End of Period
Year-ended December 31, 2017					
Allowance for doubtful accounts	\$ 465	\$ —	\$ —	\$ —	\$ 465
Deferred tax valuation allowance	\$ 3,729	\$ —	\$ 4,161	\$ —	\$ 7,890
Year-ended December 31, 2018					
Allowance for doubtful accounts	\$ 465	\$ —	\$ —	\$ 465	\$ —
Deferred tax valuation allowance	\$ 7,890	\$ —	\$ 7,277	\$ —	\$ 15,167

MOHAWK GROUP HOLDINGS, INC.
Condensed Consolidated Balance Sheets
(Unaudited)
(in thousands, except share and per share data)

	<u>December 31,</u> <u>2018</u>	<u>September 30,</u> <u>2019</u>
ASSETS		
CURRENT ASSETS:		
Cash	\$ 20,029	\$ 35,686
Accounts receivable—net	1,403	3,152
Inventory	30,552	25,908
Prepaid and other current assets	5,418	6,736
Total current assets	<u>57,402</u>	<u>71,482</u>
PROPERTY AND EQUIPMENT—net	268	140
GOODWILL AND OTHER INTANGIBLES—net	—	1,071
OTHER NON-CURRENT ASSETS	337	135
TOTAL ASSETS	<u>\$ 58,007</u>	<u>\$ 72,828</u>
LIABILITIES AND STOCKHOLDERS' EQUITY		
CURRENT LIABILITIES:		
Credit facility	\$ 14,451	\$ 13,640
Accounts payable	15,404	15,453
Accrued and other current liabilities	9,708	10,880
Total current liabilities	<u>39,563</u>	<u>39,973</u>
OTHER LIABILITIES	26	8
TERM LOANS	<u>13,049</u>	<u>13,339</u>
Total liabilities	52,638	53,320
COMMITMENTS AND CONTINGENCIES (Note 9)		
STOCKHOLDERS' EQUITY:		
Common stock, par value \$0.0001 per share—500,000,000 shares authorized and 11,534,190 shares outstanding at December 31, 2018; 500,000,000 shares authorized and 17,710,659 shares outstanding at September 30, 2019	1	2
Additional paid-in capital	76,348	117,791
Accumulated deficit	(71,020)	(98,351)
Accumulated other comprehensive income	40	66
Total stockholders' equity	<u>5,369</u>	<u>19,508</u>
TOTAL LIABILITIES AND STOCKHOLDERS' EQUITY	<u>\$ 58,007</u>	<u>\$ 72,828</u>

See notes to condensed consolidated financial statements.

MOHAWK GROUP HOLDINGS, INC.
Condensed Consolidated Statements of Operations
(Unaudited)
(in thousands, except share and per share data)

	Three Months Ended September 30,		Nine Months Ended September 30,	
	2018	2019	2018	2019
NET REVENUE	\$ 24,672	\$ 40,603	\$ 53,576	\$ 88,817
COST OF GOODS SOLD	14,262	23,076	35,919	52,859
GROSS PROFIT	10,410	17,527	17,657	35,958
OPERATING EXPENSES:				
Sales and distribution	11,560	17,307	28,516	38,409
Research and development	790	2,634	2,810	5,657
General and administrative	2,767	7,999	8,103	15,779
TOTAL OPERATING EXPENSES:	15,117	27,940	39,429	59,845
OPERATING LOSS	(4,707)	(10,413)	(21,772)	(23,887)
INTEREST EXPENSE—net	439	875	1,503	3,368
OTHER EXPENSE (INCOME)—net	(19)	21	(45)	53
LOSS BEFORE INCOME TAXES	(5,127)	(11,309)	(23,230)	(27,308)
PROVISION FOR INCOME TAXES	—	8	3	23
NET LOSS	\$ (5,127)	\$ (11,317)	\$ (23,233)	\$ (27,331)
Net loss per share, basic and diluted	\$ (0.49)	\$ (0.75)	\$ (2.40)	\$ (2.11)
Weighted-average number of shares outstanding, basic and diluted	10,532,926	15,134,422	9,687,078	12,971,641

See notes to condensed consolidated financial statements.

MOHAWK GROUP HOLDINGS, INC.
Condensed Consolidated Statements of Comprehensive Loss
(Unaudited)
(in thousands)

	<u>Three Months Ended</u> <u>September 30,</u>		<u>Nine Months Ended</u> <u>September 30,</u>	
	<u>2018</u>	<u>2019</u>	<u>2018</u>	<u>2019</u>
NET LOSS	<u>\$ (5,127)</u>	<u>\$ (11,317)</u>	<u>\$ (23,233)</u>	<u>\$ (27,331)</u>
OTHER COMPREHENSIVE INCOME (LOSS):				
Foreign currency translation adjustments	<u>(19)</u>	<u>13</u>	<u>57</u>	<u>26</u>
Other comprehensive income (loss)	<u>(19)</u>	<u>13</u>	<u>57</u>	<u>26</u>
COMPREHENSIVE LOSS	<u>\$ (5,146)</u>	<u>\$ (11,304)</u>	<u>\$ (23,176)</u>	<u>\$ (27,305)</u>

MOHAWK GROUP HOLDINGS, INC.
Condensed Consolidated Statements of Stockholders' Equity
(Unaudited)
(in thousands, except share and per share data)

	Three Months Ended September 30, 2018					
	Common Stock		Additional Paid-in Capital	Accumulated Deficit	Accumulated Other Comprehensive Income/(Loss)	Total Stockholders' Equity (Deficit)
	Shares	Amount				
BALANCE—July 1, 2018	10,117,017	\$ 1	\$ 68,741	\$ (57,303)	\$ 33	\$ 11,472
Net loss	—	—	—	(5,127)	—	(5,127)
Issuance of 5,992,750 shares of series C preferred stock in April 2018 which converted at 0.2564 per share into 1,536,602 shares of common stock as part of the Merger (see Note 1)	—	—	(17)	—	—	(17)
Issuance of 1,915,916 shares of series C-1 preferred stock in September 2018 which converted at 0.2564 per share into 491,260 shares of common stock as part of the Merger (see Note 1)	491,260	—	6,417	—	—	6,417
Issuance of common stock as part of the Merger (see Note 1)	897,435	—	—	—	—	—
Issuance of common stock to holders of series B preferred stock for anti-dilution rights as part of the Merger (see Note 1)	28,478	—	—	—	—	—
Stock-based compensation	—	—	141	—	—	141
Other comprehensive loss	—	—	—	—	(19)	(19)
BALANCE—September 30, 2018	<u>11,534,190</u>	<u>\$ 1</u>	<u>\$ 75,282</u>	<u>\$ (62,430)</u>	<u>\$ 14</u>	<u>\$ 12,867</u>
	Three Months Ended September 30, 2019					
	Common Stock		Additional Paid-in Capital	Accumulated Deficit	Accumulated Other Comprehensive Income/(Loss)	Total Stockholders' Equity (Deficit)
	Shares	Amount				
BALANCE—July 1, 2019	17,625,241	\$ 2	\$110,094	\$ (87,034)	\$ 53	\$ 23,115
Net loss	—	—	—	(11,317)	—	(11,317)
Issuance costs from Initial Public Offering	—	—	(21)	—	—	(21)
Issuance of 84,975 share of restricted common stock in August 2019 (see Note 7)	84,975	—	—	—	—	—
Stock-based compensation	—	—	7,716	—	—	7,716
Exercise of stock options	443	—	2	—	—	2
Other comprehensive income	—	—	—	—	13	13
BALANCE—September 30, 2019	<u>17,710,659</u>	<u>\$ 2</u>	<u>\$117,791</u>	<u>\$ (98,351)</u>	<u>\$ 66</u>	<u>\$ 19,508</u>

[Table of Contents](#)

	Nine Months Ended September 30, 2018					
	Common Stock		Additional Paid-in Capital	Accumulated Deficit	Accumulated Other Comprehensive Income/(Loss)	Total Stockholders' Equity (Deficit)
	Shares	Amount				
BALANCE—January 1, 2018	8,575,950	\$ 1	\$ 47,393	\$ (39,197)	\$ (43)	\$ 8,154
Net loss	—	—	—	(23,233)	—	(23,233)
Issuance of 5,992,750 shares of series C preferred stock in April 2018 which converted at 0.2564 per share into 1,536,602 shares of common stock as part of the Merger (see Note 1)	1,536,602	—	20,972	—	—	20,972
Issuance of 1,915,916 shares of series C-1 preferred stock in September 2018 which converted at 0.2564 per share into 491,260 shares of common stock as part of the Merger (see Note 1)	491,260	—	6,417	—	—	6,417
Issuance of common stock as part of the Merger (see Note 1)	897,435	—	—	—	—	—
Issuance of common stock to holders of series B preferred stock for anti-dilution rights as part of the Merger (see Note 1)	28,478	—	—	—	—	—
Stock-based compensation	—	—	482	—	—	482
Exercise of stock options	4,465	—	18	—	—	18
Other comprehensive income	—	—	—	—	57	57
BALANCE—September 30, 2018	<u>11,534,190</u>	<u>\$ 1</u>	<u>\$ 75,282</u>	<u>\$ (62,430)</u>	<u>\$ 14</u>	<u>\$ 12,867</u>

	Nine Months Ended September 30, 2019					
	Common Stock		Additional Paid-in Capital	Accumulated Deficit	Accumulated Other Comprehensive Income/(Loss)	Total Stockholders' Equity (Deficit)
	Shares	Amount				
BALANCE—January 1, 2019	11,534,190	\$ 1	\$ 76,348	\$ (71,020)	\$ 40	\$ 5,369
Net loss	—	—	—	(27,331)	—	(27,331)
Issuance of 2,406,618 shares of restricted common stock on March 20, 2019 (see Note 7)	2,406,618	—	—	—	—	—
Issuance of 88,548 shares of restricted common stock on May 17, 2019 and forfeiture of 69,141 shares of restricted common stock (see Note 7)	19,407	—	—	—	—	—
Issuance of 64,982 shares of restricted common stock on June 12, 2019 (see Note 7)	64,982	—	—	—	—	—
Issuance of 3,600,000 shares of common stock on June 14, 2019 (see Note 1)	3,600,000	1	29,606	—	—	29,607
Issuance of 84,975 share of restricted common stock in August 2019 (see Note 7)	84,975	—	—	—	—	—
Stock-based compensation	—	—	11,835	—	—	11,835
Exercise of stock options	487	—	2	—	—	2
Other comprehensive income	—	—	—	—	26	26
BALANCE—September 30, 2019	<u>17,710,659</u>	<u>\$ 2</u>	<u>\$ 117,791</u>	<u>\$ (98,351)</u>	<u>\$ 66</u>	<u>\$ 19,508</u>

See notes to condensed consolidated financial statements.

MOHAWK GROUP HOLDINGS, INC.
Condensed Consolidated Statements of Cash Flows
(Unaudited)
(in thousands)

	Nine Months Ended September 30,	
	2018	2019
OPERATING ACTIVITIES:		
Net loss	\$ (23,233)	\$ (27,331)
Adjustments to reconcile net loss to net cash used in operating activities:		
Depreciation and amortization	188	136
Provision for sales returns	128	236
Amortization of deferred financing costs and debt discounts	337	914
Stock-based compensation	482	11,835
Other	62	101
Changes in assets and liabilities:		
Accounts receivable	48	(1,784)
Inventory	(515)	4,944
Prepaid and other current assets	(2,757)	(2,307)
Accounts payable, accrued and other liabilities	5,731	110
Cash used in operating activities	(19,529)	(13,146)
INVESTING ACTIVITIES:		
Purchase of fixed assets	(25)	(48)
Purchase of Aussie Health Co. assets	—	(1,105)
Proceeds on sale of fixed assets	35	6
Cash provided by (used in) investing activities	10	(1,147)
FINANCING ACTIVITIES:		
Proceeds from exercise of stock options	—	2
Proceeds from issuance of Series C preferred stock—converted to common stock	23,061	—
Proceeds from issuance of Series C-1 preferred stock—converted to common stock	8,364	—
Proceeds from Initial Public Offering	—	36,000
Proceeds received from exercise of stock options	18	—
Issuance costs of Series C preferred stock—converted to common stock	(3,000)	—
Issuance costs of Series C-1 preferred stock—converted to common stock	(1,036)	—
Issuance costs from initial public offering	—	(5,446)
Borrowings from Mid Cap credit facility	37,048	69,740
Repayments from Mid Cap credit facility	(32,519)	(71,082)
Repayments from Mid Cap term loan	(1,344)	—
Debt issuance costs from Mid Cap credit facility	(369)	(581)
Debt issuance costs from Horizon term loan	—	(900)
Deferred offering costs	(17)	—
Insurance financing proceeds	—	3,833
Insurance obligation payments	—	(1,818)
Capital lease financing proceeds	20	—
Capital lease obligation payments	(40)	(42)
Cash provided by financing activities	30,186	29,706
EFFECT OF EXCHANGE RATE ON CASH		
	—	1
NET CHANGE IN CASH AND RESTRICTED CASH FOR PERIOD	10,667	15,414
CASH AND RESTRICTED CASH AT BEGINNING OF PERIOD	5,797	20,708
CASH AND RESTRICTED CASH AT END OF PERIOD	\$ 16,464	\$ 36,122
RECONCILIATION OF CASH AND RESTRICTED CASH		
CASH	\$ 15,785	\$ 35,686
RESTRICTED CASH—Prepaid and other assets	550	307
RESTRICTED CASH—Other non-current assets	129	129
TOTAL CASH AND RESTRICTED CASH	\$ 16,464	\$ 36,122
SUPPLEMENTAL DISCLOSURES OF CASH FLOW INFORMATION		
Cash paid for interest	\$ 1,112	\$ 2,467
Cash paid for taxes	\$ 3	\$ 15
NON-CASH INVESTING AND FINANCING ACTIVITIES:		
Capital lease	\$ 25	\$ —
Note payable on acquisition		\$ 195

See notes to condensed consolidated financial statements.

Mohawk Group Holdings, Inc.

Notes to condensed consolidated financial statements

FOR THE THREE AND NINE MONTHS ENDED SEPTEMBER 30, 2018 and 2019 (Unaudited)

(In thousands, except share and per share data)

1. ORGANIZATION AND DESCRIPTION OF BUSINESS

Mohawk Group Holdings, Inc. and subsidiaries (“Mohawk” or the “Company”) is a rapidly growing technology-enabled consumer products company that uses machine learning and data analytics to design, develop, market and sell products. Mohawk predominately operates through online retail channels such as Amazon and Walmart.

Headquartered in New York, Mohawk’s offices can be found in China, Philippines, Israel, Poland, and the United States.

Merger—On September 4, 2018, pursuant to an Agreement and Plan of Merger and Reorganization among the Company, MGH Merger Sub, Inc. and Mohawk Group, Inc. (“MGI”), as amended by Amendment No. 1 dated as of April 1, 2018 (the “Merger Agreement”), MGI merged with Merger Sub, Inc., with MGI remaining as the surviving entity and becoming a wholly-owned operating subsidiary of the Company (the “Merger”). The Merger was a reverse recapitalization for financial reporting purposes. The Merger is reflected in the financial statements and financial disclosures as if the Merger was effective on January 1, 2017. Operations prior to the Merger are the historical operations of MGI.

Under the Merger Agreement, all outstanding shares of common stock, shares of preferred stock and warrants, excluding MGI’s Series C preferred stock (“Series C”) and warrants to purchase shares of Series C, converted to shares of common stock of the Company at a ratio of 1 to 0.3131 (the “Conversion”). All outstanding Series C converted on a 1 to 0.2564 basis to shares of common stock of the Company and all outstanding warrants to purchase shares of Series C converted to warrants to purchase shares of common stock of the Company on a 1 to 0.2564 basis. At the time of the merger, the Company had 0.9 million shares outstanding held by certain Series C holders.

Initial Public Offering—On June 14, 2019, the Company completed its initial public offering (“IPO”), selling 3,600,000 shares of common stock at a public offering price of \$10.00 per share. Net proceeds to the Company from the offering were approximately \$29.6 million, after deducting legal, underwriting and other offering expenses.

Liquidity, Going Concern and Initial Public Offering—The Company is an early-stage growth company. As a result, the Company is investing in launching new products, advancing its software, and its sales and distribution infrastructure to accelerate revenue growth and scale operations to support such growth. To fund this investment, the Company has incurred losses with the expectation that it will generate profitable revenue streams in the future. While management and the Company’s board of directors believes that the Company will eventually reach a scale where the growth of its product revenues will offset the continued investments required in launching new products, completing the development of its software, and managing its sales and distribution operations, they believe that the size and nascent stage of the Company’s target market justify continuing to invest in growth at the expense of short-term profitability.

In pursuit of the foregoing growth strategy, the Company incurred operating losses of \$22.6 million and \$29.4 million for the years ended December 31, 2017 and 2018, respectively, primarily due to the impact from its continued investment in launching new products, advancing its AIMEE software platform and building out its sales and distribution infrastructure. In addition, at December 31, 2017 and 2018, the Company had an accumulated deficit of \$39.2 million and \$71.0 million, respectively, cash on hand amounted to \$5.3 million and \$20.0 million, respectively, total outstanding borrowings from lenders amounted to \$10.3 million and \$27.5 million, respectively, and total available capacity on borrowings amounted to \$5.6 million and \$1.4 million

[Table of Contents](#)

at December 31, 2017 and 2018, respectively. Moreover, the Company has not had a sufficient track record of improvement of its operating cash outflows. As such, in the event that the Company was unsuccessful in its ability to continue to reduce its cash outflows or obtain additional financing if such reduction in cash outflows was not achieved, the Company would have been unable to meet its obligations as they became due within one year from the date these condensed consolidated financial statements were issued. These negative financial conditions raised substantial doubt about the Company's ability to continue as a going concern.

Management plans to continue pursuing its growth strategy. In the past, the Company has successfully funded its losses to-date through equity financings, beginning in July 2014. As of December 31, 2018, the Company has raised over \$72.6 million in equity financing to fund its operations since inception. Further, in October 2017, the Company improved its working capital flexibility by securing a \$15 million credit facility (which could be increased, subject to certain conditions, to \$30.0 million) and a \$7.0 million term loan with MidCap Financial Trust ("MidCap") and in November 2018, the Company exited the original credit facility with MidCap and entered into a new three-year, \$25.0 million revolving credit facility with MidCap, which can be increased, subject to certain conditions, to \$50.0 million. Furthermore, on December 31, 2018, the Company entered into a new term loan agreement with Horizon Technology Finance Corporation ("Horizon") obtaining a five-year, \$15.0 million term loan and repaying the outstanding amount of MidCap's term loan of approximately \$4.9 million. While there was no assurance that future investments in the Company's equity or issuances of debt will occur, management believes its success in obtaining funding since inception will continue in the foreseeable future.

During the audit of the Company's December 31, 2018 consolidated financial statements, the Company's financial forecast for the next 12 months included revenue growth, margin expansion, a reduction of certain fixed costs, an improvement in inventory management and a reduction in operating cash deficit. In addition, management anticipated that the Company would not breach its financial covenants associated with its existing credit facility or term loan for the next twelve months. However, there was no assurance that management's forecast would be attained or that the Company would be able to maintain its liquidity to fund operations and/or maintain compliance with its covenants without future equity investments or issuance of debt from outside sources. In the event of a breach of the Company's financial covenants under the credit facility and/or its term loan, outstanding borrowings would become due on demand absent a waiver from the lenders.

These condensed consolidated financial statements have been prepared on the basis that the Company will continue to operate as a going concern and as such, include no adjustments that might be necessary in the event that the Company was unable to operate on this basis.

For the three and nine months ended September 30, 2019, the Company incurred operating losses of \$10.4 million and \$23.9 million, respectively. As of September 30, 2019, the Company had accumulated deficit of \$98.4 million, cash on hand of \$35.7 million, and total outstanding borrowing from lenders of \$27.0 million with a total available capacity on borrowings of \$0.8 million. On June 14, 2019, the Company completed its IPO, receiving net proceeds of approximately \$29.6 million after deducting legal, underwriting and other offering expenses. As of September 30, 2019, the Company has raised over \$102.3 million in equity financing to fund its operations since inception, including the net proceeds from the IPO.

The Company believes that, based on its current sales and expense level projections, the credit facility with MidCap (see Note 6), and the proceeds from the IPO, the Company will satisfy its estimated liquidity needs for the twelve months from the condensed consolidated financial statements issuance date. As such, the substantial doubt raised by the Company's historical operating results has been mitigated.

2. SUMMARY OF SIGNIFICANT ACCOUNTING POLICIES

Basis of Presentation—The accompanying unaudited condensed consolidated financial statements have been prepared by the Company in accordance with generally accepted accounting principles in the United States

[Table of Contents](#)

(“GAAP”) for interim financial reporting and as required by Rule 10-01 of Regulation S-X. In the opinion of the Company’s management, the accompanying unaudited condensed consolidated financial statements contain all adjustments (consisting of items of a normal and recurring nature) necessary to present fairly the financial position as of September 30, 2019, the results of operations for the three and nine months ended September 30, 2018 and 2019, the statements of stockholder’s equity for the three and nine months ended September 30, 2018 and 2019, and cash flows for the nine months ended September 30, 2018 and 2019. The results of operations for the three and nine months ended September 30, 2019 are not necessarily indicative of the results to be expected for the full year.

The condensed consolidated balance sheet as of December 31, 2018 included herein was derived from the Company’s audited consolidated financial statements as of that date, but does not include all of the information and notes required by GAAP for complete financial statements. Certain information and note disclosures normally included in the financial statements prepared in accordance with GAAP have been condensed or omitted pursuant to such rules and regulations. As such, the information included in this Quarterly Report on Form 10-Q should be read in conjunction with the audited consolidated financial statements and the related notes thereto as of and for the year ended December 31, 2018, included in the Company’s final prospectus filed with the Securities and Exchange Commission pursuant to Rule 424(b) under the Securities Act of 1933, as amended (the “Securities Act”), on June 13, 2019 (the “Prospectus”).

Use of Estimates—Preparation of financial statements in conformity with GAAP requires management to make estimates and assumptions that affect the reported amounts of assets and liabilities and the disclosure of contingent assets and liabilities at the date of the financial statements and the reported amounts of revenues and expenses during the reporting period covered by the financial statements and accompanying notes. The most significant estimates relate to the determination of fair value of the Company’s common stock and stock-based compensation, prior to the Company’s IPO. Management evaluates its estimates and assumptions on an ongoing basis using historical experience and other factors, including the current economic environment, and makes adjustments when facts and circumstances dictate. As future events and their effects cannot be determined with precision, actual results could differ from those estimates.

Principles of Consolidation—The condensed consolidated financial statements include the accounts of the Company and its wholly-owned subsidiaries. All inter-company balances and transactions have been eliminated in consolidation.

Revenue Recognition—The Company accounts for revenue in accordance with Financial Accounting Standards Board (“FASB”) Accounting Standard Codification (“ASC”) Topic 606, *Revenue from Contracts with Customers*.

The Company derives its revenue from the sale of consumer products. The Company sells its products directly to consumers through online retail channels and through wholesale channels.

For direct to consumer sales, the Company considers customer order confirmations to be a contract with the customer. Customer confirmations are executed at the time an order is placed through third party online channels. For wholesale sales, the Company considers the customer purchase order to be the contract.

For all of the Company’s sales and distribution channels, revenue is recognized when control of the product is transferred to the customer (i.e., when the Company’s performance obligation is satisfied), which typically occurs at shipment date. As a result, the Company has a present and unconditional right to payment and record the amount due from the customer in accounts receivable.

Revenue from consumer product sales is recorded at the net sales price (transaction price), which includes an estimate of future returns based on historical return rates. There is judgment in utilizing historical trends for estimating future returns. The Company’s refund liability for sales returns was \$0.3 million and \$0.5 million at

[Table of Contents](#)

December 31, 2018 and September 30, 2019, respectively, which is included in accrued liabilities and represents the expected value of the refunds that will be due to its customers.

The Company evaluated principal versus agent considerations to determine whether it is appropriate to record platform fees paid to Amazon as an expense or as a reduction of revenue. Platform fees are recorded as sales and distribution expense and are not recorded as a reduction of revenue because the Company owns and controls all the goods before they are transferred to the customer. The Company can, at any time, direct Amazon and similarly with other third party logistics providers (“Logistics Providers”) to return the Company’s inventory to any location specified by the Company. Any returns made by customers directly to Logistics Providers are the responsibility of the Company to make customers whole and the Company retains the back-end inventory risk. Further, the Company is subject to credit risk (i.e., credit card chargebacks), establishes the prices of its products, can determine who fulfills the goods to the customer (Amazon, a Logistics Provider or the Company) and can limit quantities or stop selling the goods at any time. Based on these considerations, the Company is the principal in this arrangement.

Performance Obligations. A performance obligation is a promise in a contract to transfer a distinct good to the customer and is the unit of account in ASC Topic 606. A contract’s transaction price is recognized as revenue when the performance obligation is satisfied. Each of the Company’s contracts have a single distinct performance obligation, which is the promise to transfer individual goods.

For consumer product sales, the Company has elected to treat shipping and handling as fulfillment activities, and not a separate performance obligation. Accordingly, the Company recognizes revenue for its single performance obligation related to product sales at the time control of the merchandise passes to the customer, which is generally at the time of shipment. The Company bills customers for charges for shipping and handling on certain sales and such charges are recorded as part of net revenue. For the three months ended September 30, 2018 and 2019, the Company had no shipping and handling revenue. For the nine months ended September 30, 2018 and 2019, shipping and handling revenue was less than \$0.1 million and \$0.1 million, respectively.

For each contract, the Company considers the promise to transfer products to be the only identified performance obligation. In determining the transaction price, the Company evaluates whether the price is subject to refund or adjustment to determine the net consideration to which the Company expects to be entitled.

All of the Company’s revenues as reflected on the condensed consolidated statements of operations for the three and nine months ended September 30, 2018 and 2019 are recognized at a point in time.

Sales taxes. Consistent with prior periods, sales taxes collected from customers are presented on a net basis and as such are excluded from net revenue.

Net Revenue by Category. The following table sets forth the Company’s net revenue disaggregated by sales channel and geographic region based on the billing addresses of its customers:

	Three Months Ended September 30, 2018 (in thousands)			
	Direct	Wholesale	Managed SaaS	Total
North America	\$24,343	\$ 136	\$ 116	\$24,595
Other	77	—	—	77
Total net revenue	<u>\$24,420</u>	<u>\$ 136</u>	<u>\$ 116</u>	<u>\$24,672</u>

[Table of Contents](#)

Three Months Ended September 30, 2019
(in thousands)

	<u>Direct</u>	<u>Wholesale</u>	<u>Managed SaaS</u>	<u>Total</u>
North America	\$40,007	\$ 259	\$ 318	\$40,584
Other	19	—	—	19
Total net revenue	<u>\$40,026</u>	<u>\$ 259</u>	<u>\$ 318</u>	<u>\$40,603</u>

Nine Months Ended September 30, 2018
(in thousands)

	<u>Direct</u>	<u>Wholesale</u>	<u>Managed SaaS</u>	<u>Total</u>
North America	\$49,498	\$ 3,668	\$ 184	\$53,350
Other	164	62	—	226
Total net revenue	<u>\$49,662</u>	<u>\$ 3,730</u>	<u>\$ 184</u>	<u>\$53,576</u>

Nine Months Ended September 30, 2019
(in thousands)

	<u>Direct</u>	<u>Wholesale</u>	<u>Managed SaaS</u>	<u>Total</u>
North America	\$86,312	\$ 1,171	\$ 1,248	\$88,731
Other	86	—	—	86
Total net revenue	<u>\$86,398</u>	<u>\$ 1,171</u>	<u>\$ 1,248</u>	<u>\$88,817</u>

Net Revenue by Product Categories. The following table sets forth the Company's net revenue disaggregated by product categories:

	Three Months Ended September 30,	
	<u>2018</u>	<u>2019</u>
	(in thousands)	
Environmental appliances (i.e., dehumidifiers and air conditioners)	\$16,329	\$27,083
Small home appliances	3,669	8,100
Cosmetics, skincare, and health supplements	80	2,569
Cookware, kitchen tools and gadgets	2,954	1,320
Hair appliances and accessories	935	732
Portable projectors, speakers and headphones	62	30
All others	527	451
Total net product revenue	24,556	40,285
Managed SaaS	116	318
Total net revenue	<u>\$24,672</u>	<u>\$40,603</u>

Table of Contents

	Nine Months Ended September 30,	
	2018	2019
	(in thousands)	
Environmental appliances (i.e., dehumidifiers and air conditioners)	\$27,601	\$52,757
Small home appliances	10,776	17,426
Cosmetics, skincare, and health supplements	84	8,346
Cookware, kitchen tools and gadgets	9,463	5,279
Hair appliances and accessories	2,991	2,590
Portable projectors, speakers and headphones	567	160
All others	1,910	1,011
Total net product revenue	53,392	87,569
Managed SaaS	184	1,248
Total net revenue	\$53,576	\$88,817

Fair Value of Financial Instruments—The Company's financial instruments, including net accounts receivable, accounts payable, and accrued and other current liabilities are carried at historical cost. At September 30, 2019, the carrying amounts of these instruments approximated their fair values because of their short-term nature. The credit facility is carried at amortized cost and at December 31, 2018 and September 30, 2019, respectively, the carrying amount approximates fair value as the stated interest rate approximates market rates currently available to the Company. The Company estimates the fair value of the borrowings under the Horizon Term Loan to be approximately \$14.7 million at each of December 31, 2018 and September 30, 2019. The Company considers the inputs utilized to determine the fair value of the borrowings to be Level 2 inputs. The Company's financial instruments of cash and restricted cash consist of Level 1 assets at September 30, 2019. The Company's cash and restricted cash was approximately \$36.1 million and included savings deposits and overnight investments at September 30, 2019.

Assets and liabilities recorded at fair value on a recurring basis in the condensed consolidated balance sheets are categorized based upon the level of judgment associated with the inputs used to measure their fair values. Fair value is defined as the exchange price that would be received for an asset or an exit price that would be paid to transfer a liability in the principal or most advantageous market for the asset or liability in an orderly transaction between market participants on the measurement date. Valuation techniques used to measure fair value must maximize the use of observable inputs and minimize the use of unobservable inputs. The authoritative guidance on fair value measurements establishes a three-tier fair value hierarchy for disclosure of fair value measurements as follows:

Level 1—Inputs are unadjusted, quoted prices in active markets for identical assets or liabilities at the measurement date;

Level 2—Inputs are observable, unadjusted quoted prices in active markets for similar assets or liabilities, unadjusted quoted prices for identical or similar assets or liabilities in markets that are not active, or other inputs that are observable or can be corroborated by observable market data for substantially the full term of the related assets or liabilities; and

Level 3—Unobservable inputs that are supported by little or no market data for the related assets or liabilities.

The categorization of a financial instrument within the valuation hierarchy is based upon the lowest level of input that is significant to the fair value measurement.

Goodwill—Goodwill is the excess of the acquisition cost of an acquired business over the fair value of the identifiable net assets acquired. Goodwill and other indefinite lived intangible assets are not amortized. These

assets are reviewed annually (or more frequently under various conditions) for impairment using a fair value approach. The Company performs its annual, or interim, goodwill impairment test by comparing the fair value of its reporting units with their carrying amounts. The Company expects to perform its annual impairment testing during the fourth quarter of the calendar year. The Company would recognize an impairment charge for the amount by which the carrying amount exceeds the reporting unit's fair value; however, the loss recognized would not exceed the total amount of goodwill allocated to that reporting unit. Additionally, the Company considers income tax effects from any tax-deductible goodwill on the carrying amount of its reporting unit when measuring the goodwill impairment loss, if applicable. The fair value of the reporting units is estimated using discounted cash flow methodologies, as well as considering third party market value indicators. The Company's use of a discounted cash flow methodology includes estimates of future revenue based upon budgets and projections. The Company also develops estimates for future levels of gross and operating profits and projected capital expenditures. The Company's methodology also includes the use of estimated discount rates based upon industry and competitor analysis as well as other factors. Calculating the fair value of the reporting units requires significant estimates and assumptions by management. Should the estimates and assumptions regarding the fair value of the reporting units prove to be incorrect, the Company may be required to record impairments to its goodwill in future periods and such impairments could be material.

The Company has the option to perform a qualitative assessment to determine whether it is necessary to perform the quantitative goodwill impairment test. However, the Company may elect to perform the quantitative goodwill impairment test even if no indications of a potential impairment exist.

Recent Accounting Pronouncements

The Jumpstart Our Business Startups Act of 2012 permits an emerging growth company to take advantage of an extended transition period to comply with new or revised accounting standards applicable to public companies. The Company has elected to use this extended transition period until it is no longer an emerging growth company or until it affirmatively and irrevocably opts out of the extended transition period. As a result, the Company's financial statements may not be comparable to companies that comply with new or revised accounting pronouncements as of public company effective dates.

Adopted Accounting Standards

In November 2016, the FASB issued Accounting Standards Update ("ASU") No. 2016-18, *Statement of Cash Flows: Restricted Cash (Topic 230)* ("ASU 2016-18"). ASU 2016-18 requires that the statement of cash flows explains the change during the period in the total cash and restricted cash. Therefore, amounts generally described as restricted cash should be included with cash when reconciling the beginning-of-period and end-of-period total amounts shown on the statement of cash flows. This ASU is effective for fiscal years beginning after December 15, 2018, and interim periods within those fiscal years. ASU 2016-18 requires retrospective application for all periods presented and as a result the Company has recasted its condensed statement of cash flows for the nine months ended September 30, 2018 to reflect the adoption of ASU 2016-18, which was implemented on January 1, 2019.

In May 2017, the FASB issued ASU No. 2017-09, *Compensation—Stock Compensation (Topic 718) Scope of Modification Accounting*, which provides guidance on the various types of changes which would trigger modification accounting for share-based payment awards. In summary, an entity would not apply modification accounting if the fair value, vesting conditions and classification of the awards are the same immediately before and after the modification. The guidance is effective for annual periods beginning after December 15, 2018, and interim periods within those annual periods. The amendments are applied prospectively to awards modified on or after the adoption date. The new guidance was adopted on January 1, 2019 with no material impact on the condensed consolidated financial statements.

Recently Issued Accounting Pronouncements

In February 2016, the FASB issued ASU No. 2016-02, *Leases (Topic 842)* (“ASU 2016-02”), which requires lessees to record most leases on their balance sheets but recognize the expenses on their income statements in a manner similar to current practice. ASU 2016-02 states that a lessee would recognize a lease liability for the obligation to make lease payments and a right-to-use asset for the right to use the underlying asset for the lease term. This ASU is effective for all annual reporting periods beginning after December 15, 2019, with early adoption permitted. The Company is currently evaluating the effect that the updated standard will have on its consolidated financial statements.

In February 2018, the FASB issued ASU No. 2018-02, *Income Statement—Reporting Comprehensive Income (Topic 220)* (“ASU 2018-02”). ASU 2018-02 addresses the effect of the change in the U.S. federal corporate tax rate due to the enactment of the December 22, 2017 Tax Act on items within accumulated other comprehensive income (loss). The guidance will be effective for all annual reporting periods beginning after December 15, 2019, with early adoption permitted. The Company is currently evaluating the effect that the updated standard will have on its consolidated financial statements.

On August 2018, the FASB issued ASU No. 2018-13, *Fair Value Measurement (Topic 820): Disclosure Framework—Changes to the Disclosure Requirements for Fair Value Measurement*, which changes the fair value measurement disclosure requirements of ASC Topic 820. The amendments in this ASU are the result of a broader disclosure project called FASB Concepts Statement, Conceptual Framework for Financial Reporting—Chapter 8: Notes to Financial Statements. This ASU is effective for all annual reporting periods beginning after December 15, 2019, including interim periods therein. Early adoption is permitted for any eliminated or modified disclosures upon issuance of this ASU. The Company is currently evaluating the effect that the updated standard will have on its consolidated financial statements.

In June 2018, the FASB issued ASU No. 2018-07, *Compensation—Stock Compensation (Topic 718): Improvements to Nonemployee Share-based Payment Accounting*, which expands the scope of ASC Topic 718, Compensation—Stock Compensation, which currently only includes share-based payments issued to employees, to also include share-based payments issued to nonemployees for goods and services. This ASU is effective for all annual reporting periods beginning after December 15, 2019, including interim periods therein. The Company is currently evaluating the effect that the updated standard will have on its consolidated financial statements.

3. INVENTORY

Inventory consisted of the following as of December 31, 2018 and September 30, 2019:

	December 31, 2018	September 30, 2019
	(in thousands)	
Inventory on-hand	\$ 24,595	\$ 20,214
Inventory in-transit	5,957	5,694
Inventory	<u>\$ 30,552</u>	<u>\$ 25,908</u>

All of the Company’s inventory on-hand is held either with Amazon or the Company’s other third-party warehouses. The Company does not have any contractual right of returns with its contract manufacturers. The Company’s inventory on-hand held by Amazon was approximately \$6.1 million and \$3.9 million as of December 31, 2018 and September 30, 2019, respectively.

4. PREPAID EXPENSES AND OTHER CURRENT ASSETS

Prepays and other current assets consisted of the following as of December 31, 2018 and September 30, 2019:

	December 31, 2018	September 30, 2019
	(in thousands)	
Prepaid inventory	\$ 2,284	\$ 2,329
Restricted cash	550	307
Prepaid insurance	434	2,904
Deferred offering costs	1,218	—
Other	932	1,196
Prepaid and other current assets	<u>\$ 5,418</u>	<u>\$ 6,736</u>

5. ACCRUED AND OTHER CURRENT LIABILITIES

Accrued expenses and other current liabilities consisted of the following as of December 31, 2018 and September 30, 2019:

	December 31, 2018	September 30, 2019
	(in thousands)	
Accrued compensation costs	\$ 2,585	\$ 1,355
Accrual for insurance financing	—	2,062
Accrual for deferred financing fees	936	—
Accrued professional fees and consultants	484	585
Accrued logistics costs	1,424	3,015
Product related accruals	1,042	1,631
Sales tax payable	707	641
Sales return reserve	322	550
Accrued recall liability	1,512	90
Note payable (see note 11)	—	195
All other accruals	696	756
Accrued and other current liabilities	<u>\$ 9,708</u>	<u>\$ 10,880</u>

The Company sponsors, through its professional employer organization provider, a 401(k) defined contribution plan covering all eligible US employees. Contributions to the 401(k) plan are discretionary. Currently, the Company does not match or make any contributions to the 401(k) plan.

6. CREDIT FACILITY AND TERM LOANS

Credit facility and term loans consisted of the following as of December 31, 2018 and September 30, 2019:

	December 31, 2018	September 30, 2019
	(in thousands)	
MidCap credit facility	\$ 16,455	\$ 15,114
Less: deferred debt issuance costs	(1,960)	(1,442)
Less discount associated with issuance of warrants	(44)	(32)
Total MidCap credit facility	<u>\$ 14,451</u>	<u>\$ 13,640</u>
Horizon term loan	\$ 15,000	\$ 15,000
Less: deferred debt issuance costs	(1,022)	(906)
Less discount associated with issuance of warrants	(929)	(755)
Total Horizon term loan	13,049	13,339
Less-current portion	—	—
Term loan-non current portion	<u>\$ 13,049</u>	<u>\$ 13,339</u>

MidCap Credit Facility and Term Loan

On October 16, 2017, the Company entered into a three-year, \$15.0 million revolving credit facility (the “Prior Credit Facility”) with MidCap pursuant to a credit and security agreement (the “Credit and Security Agreement”). As part of the Credit and Security Agreement, the Company also obtained a three-year, \$7.0 million term loan with MidCap (the “Prior Term Loan”). On November 23, 2018, the Company exited the Prior Credit Facility with MidCap and entered into a new three-year \$25.0 million revolving credit facility (the “Credit Facility”) with MidCap. The Credit Facility can be increased, subject to certain conditions, to \$50.0 million. Loans under the Credit Facility are determined based on percentages of the Company’s eligible accounts receivable and eligible inventory. The Credit Facility bears interest at LIBOR plus 5.75% for outstanding borrowings. The Company is required to pay a facility availability fee of 0.5% on the average unused portion of the facility. The Credit Facility contains a minimum liquidity financial covenant that requires the Company to maintain a minimum of \$5.0 million in cash on hand or availability in the Credit Facility. In 2018, the Company incurred approximately \$1.3 million in debt issuance costs which has been offset against the debt and will be expensed over the three years. Unamortized debt issuance costs of \$0.7 million, relating to the Prior Credit Facility, will be amortized in accordance with the terms of the Credit Facility. As of December 31, 2018, there was \$16.5 million outstanding on the Credit Facility and an available balance of approximately \$1.4 million. As of September 30, 2019, there was \$15.1 million outstanding on the Credit Facility and an available balance of approximately \$0.8 million. As of September 30, 2019, the Company was in compliance with the financial covenants contained within the Credit Facility.

The Company recorded interest expense from the credit facilities of approximately \$0.2 million and \$0.4 million for the three months ended September 30, 2018 and 2019, respectively, which included \$0.1 million and \$0.2 million, respectively, relating to debt issuance costs. The Company recorded interest expense from the credit facilities of approximately \$0.8 million and \$1.9 million for the nine months ended September 30, 2018 and 2019, respectively, which included \$0.3 million and \$0.5 million, respectively, relating to debt issuance costs.

The Company recorded interest expense from the Prior Term Loan of \$0.2 million and \$0.7 million for the three and nine months ended September 30, 2018, respectively, which included less than \$0.1 million relating to debt issuance costs for each period.

On December 31, 2018, the Company repaid the Prior Term Loan with MidCap for \$4.9 million as part of the entry into a new term loan with Horizon, including \$0.1 million of a prepayment penalty.

Horizon Term Loan

On December 31, 2018, the Company entered into a new term loan agreement with Horizon (the “Horizon Loan Agreement”). As part of the agreement, the Company obtained a five-year \$15.0 million term loan (the “Term Loan”). The Term Loan bears interest at 9.90% plus the amount by which one-month LIBOR (or, if LIBOR is no longer widely used or available, a successor benchmark rate, which successor rate shall be applied in a manner consistent with market practice, or if there is no consistent market practice, such successor rate shall be applied in a manner reasonably determined by Horizon) exceeds 2.50% for outstanding borrowings and payments on principal are made on a monthly basis. The maturity date of the Term Loan is January 2023. The Term Loan contains minimum required EBITDA financial covenants that require the Company to achieve EBITDA of certain amounts based on the amount that the Company is permitted to borrow above \$25.0 million under the Credit Facility.

In connection with the Horizon Term Loan Agreement, the Company issued to Horizon warrants to purchase 76,923 shares of its common stock at an exercise price of \$15.60 per share. The warrants are exercisable and expire ten years from the date of issuance. The Company utilized the Binomial option-pricing model to determine the fair value of the warrants. The fair value of the warrants on issuance was \$0.9 million, which has been recorded as a debt discount against the Term Loan.

The Company incurred approximately \$1.0 million in debt issuance costs which has been offset against the debt and will expense over the five years.

The Credit Facility and the Term Loan contain a minimum liquidity covenant that requires the Company to maintain at minimum \$5.0 million in unrestricted cash at all times, subject to increases based on amounts drawn. Further, there are additional covenants that, among other things, restrict the ability of the Company and certain of its subsidiaries to (i) incur, assume or guarantee additional indebtedness; (ii) pay dividends or redeem or repurchase capital stock; (iii) make other restricted payments; (iv) incur liens; (v) redeem debt that is junior in right of payment to the notes; (vi) sell or otherwise dispose of assets, including capital stock of subsidiaries; (vii) enter into mergers or consolidations; and (viii) enter into transactions with affiliates. These covenants are subject to a number of exceptions and qualifications.

As of September 30, 2019, there was \$15.0 million outstanding on the Term Loan and the Company was in compliance with the financial covenants contained within the loan. The Company recorded interest expense from the Term Loan of \$0.5 million and \$1.5 million for the three and nine months ended September 30, 2019, respectively, which included \$0.1 million and less than \$0.4 million, respectively, relating to debt issuance costs.

Interest Expense, Net

Interest expense, net consisted of the following for the three and nine months ended September 30, 2018 and 2019:

	Three Months Ended	
	September 30, 2018	September 30, 2019
	(in thousands)	
Interest expense	\$ 439	\$ 955
Interest income	—	(80)
Total Interest expense, net	<u>\$ 439</u>	<u>\$ 875</u>

	Nine Months Ended	
	September 30, 2018	September 30, 2019
	(in thousands)	
Interest expense	\$ 1,503	\$ 3,456
Interest income	—	(88)
Total Interest expense, net	<u>\$ 1,503</u>	<u>\$ 3,368</u>

7. STOCK-BASED COMPENSATION

The Company has three equity plans:

2014 Amended and Restated Equity Incentive Plan

The board of directors of MGI, a subsidiary of the Company adopted, and MGI's stockholders approved, the Mohawk Group, Inc. 2014 Equity Incentive Plan on June 11, 2014. On March 1, 2017, MGI's board of directors adopted, and MGI's stockholders approved, an amendment and restatement of the 2014 Equity Incentive Plan (as amended, the "Mohawk 2014 Plan"). As of September 30, 2019, options to purchase an aggregate of 366,790 shares of the Company's common stock were outstanding and 2,608 shares were reserved for awards available for future issuance under the Mohawk 2014 Plan.

2018 Equity Incentive Plan

The Company's board of directors adopted the Mohawk Group Holdings, Inc. 2018 Equity Incentive Plan (the "Mohawk 2018 Plan") on October 11, 2018. The Mohawk 2018 Plan was approved by its stockholders on May 24, 2019. As of September 30, 2019, 149,957 shares subject to restricted stock awards and options to purchase 1,530,823 shares of the Company's common stock were outstanding and 27,366 shares were reserved for awards available for future issuance under the Mohawk 2018 Plan.

Options granted to date under the Mohawk 2014 Plan and the Mohawk 2018 Plan generally vest either: (i) over a four-year period with 25% of the shares underlying the options vesting on the first anniversary of the vesting commencement date with the remaining 75% of the shares vesting on a pro-rata basis over the succeeding thirty-six months, subject to continued service with the Company through each vesting date, or (ii) over a three-year period with 33 1/3% of the shares underlying the options vesting on the first anniversary of the vesting commencement date with the remaining 66 2/3% of the shares vesting on a pro-rata basis over the succeeding twenty-four months, subject to continued service with the Company through each vesting date. Options granted are generally exercisable for up to 10 years subject to continued service with the Company.

2019 Equity Plan

The Company's board of directors adopted the Mohawk Group Holdings, Inc. 2019 Equity Plan (the "2019 Equity Plan") on March 20, 2019. The 2019 Equity Plan was approved by its stockholders on May 24, 2019. As of September 30, 2019, an aggregate of 2,426,025 shares of restricted common stock were outstanding, with no shares reserved for future issuance. Restricted shares granted under the 2019 Equity Plan shall vest in substantially equal installments on the 6th, 12th, 18th and 24th monthly anniversary of the closing of the IPO. Awards granted under the 2019 Equity Plan and not previously forfeited upon termination of service carry dividend and voting rights applicable to the Company's common stock, irrespective of any vesting requirement. Under ASC Topic 718, following the IPO, the Company records stock-based compensation expense related to grants made under the 2019 Equity Plan over the vesting period of the restricted shares.

Table of Contents

The following is a summary of stock options activity during the nine months ended September 30, 2019:

	Options Outstanding			
	Number of Options	Weighted-Average Exercise Price	Weighted-Average Remaining Contractual Life (years)	Aggregate Intrinsic Value
Balance—January 1, 2019	1,867,747	\$ 9.01	9.64	\$19,573,295
Options granted	195,975	\$ 9.49		
Options exercised	(487)	\$ 4.14		\$ 1,630
Options cancelled	(165,622)	\$ 8.76		
Balance—September 30, 2019	<u>1,897,613</u>	\$ 9.10	9.02	\$ 498,451
Exercisable as of September 30, 2019	<u>218,096</u>	\$ 6.31	7.55	\$ 359,753
Vested and expected to vest as of September 30, 2019	<u>1,954,263</u>	\$ 9.13	8.75	\$ 498,451

The weighted-average grant date fair value of options granted during the nine months ended September 30, 2019 was \$5.67. There were no grants during the nine months ended September 30, 2018. As of September 30, 2019, the total unrecognized compensation expense related to unvested options was \$13.7 million, which the Company expects to recognize over an estimated weighted average period of 2.26 years.

The following are weighted-average assumptions used in the Black-Scholes option-pricing model to determine grant fair value:

	September 30, 2018	September 30, 2019
	Weighted-Average	Weighted-Average
Expected term (in years)	0.00	5.77
Volatility	0.00%	66.72%
Risk-free interest rate	0.00%	1.76%
Dividend Yield	0.000	0.000

A summary of restricted stock activity within the Company's equity plans and changes for the nine months ended September 30, 2019, is as follows:

Restricted Stock Awards	Shares	Weighted Average Grant-Date Fair Value
Nonvested at January 1, 2019	—	\$ —
Granted	2,645,123	\$ 18.89
Vested	—	\$ —
Forfeited	(69,141)	\$ 19.50
Nonvested at September 30, 2019	<u>2,575,982</u>	<u>\$ 18.87</u>

Stock-based compensation expense for restricted shares granted was \$6.2 million and \$7.4 million for the three and nine months ended September 30, 2019, respectively. No restricted shares vested during the nine months ended September 30, 2019.

The weighted-average grant date fair value of restricted shares granted during the nine months ended September 30, 2019 was \$18.89. As of September 30, 2019, the total unrecognized compensation expense related to unvested restricted shares was \$41.3 million, which the Company expects to recognize over an estimated weighted-average period of 1.75 years.

[Table of Contents](#)

The table above includes 149,957 of restricted shares that have been granted under the Mohawk 2018 Plan and included in the shares outstanding under that plan and carry dividend or voting rights applicable to the Company's common shares.

Stock-based compensation expense is allocated based on the cost center to which the award holder belongs. The following table summarizes the total stock-based compensation expense by function for the three and nine months ended September 30, 2018 and 2019:

	Three Months Ended September 30,		Nine Months Ended September 30,	
	2018	2019	2018	2019
	(in thousands)		(in thousands)	
Sales and distribution expenses	5	1,617	11	2,533
Research and development expenses	8	1,327	21	1,878
General and administrative expenses	128	4,772	450	7,424
Total stock-based compensation expense	\$ 141	\$ 7,716	\$ 482	\$ 11,835

8. NET LOSS PER SHARE

Basic net loss per share is determined by dividing net loss by the weighted-average shares of common stock outstanding during the period. Diluted net loss per share is determined by dividing net loss by diluted weighted-average shares outstanding. Diluted weighted-average shares reflects the dilutive effect, if any, of potentially dilutive shares of common stock, such as options to purchase common stock calculated using the treasury stock method and convertible notes using the "if-converted" method. In periods with reported net operating losses, all options to purchase common stock are deemed anti-dilutive such that basic net loss per share and diluted net loss per share are equal.

The Company's restricted shares are entitled to receive dividends and hold voting rights applicable to the Company's common stock, irrespective of any vesting requirement. Accordingly, although the vesting commences upon the elimination of the contingency, the restricted shares are considered a participating security and the Company is required to apply the two-class method to consider the impact of the restricted shares on the calculation of basic and diluted earnings per share. The Company is currently in a net loss position and is therefore not required to present the two-class method; however, in the event the Company is in a net income position, the two-class method must be applied by allocating all earnings during the period to common shares and restricted shares.

The following table sets forth the computation of basic and diluted net loss per share (in thousands, except per share data):

	Three Months Ended September 30,	
	2018	2019
	(in thousands)	
Net loss	\$ (5,127)	\$ (11,317)
Weighted-average number of shares outstanding used in computing net loss per share, basic and diluted	10,532,926	15,134,422
Net loss per share, basic and diluted	\$ (0.49)	\$ (0.75)

	Nine Months Ended September 30,	
	2018	2019
	(in thousands)	
Net loss	\$ (23,233)	\$ (27,331)
Weighted-average number of shares outstanding used in computing net loss per share, basic and diluted	9,687,078	12,971,641
Net loss per share, basic and diluted	<u>\$ (2.40)</u>	<u>\$ (2.11)</u>

9. COMMITMENTS AND CONTINGENCIES

Legal Proceedings—The Company is party to various actions and claims arising in the normal course of business. The Company does not believe that the final outcome of these matters will have a material adverse effect on the Company’s condensed consolidated financial position or results of operations. In addition, the Company maintains what it believes is adequate insurance coverage to further mitigate risk. However, no assurance can be given that the final outcome of such proceedings will not materially impact the Company’s condensed consolidated financial condition or results of operations. Further, no assurance can be given that the amount or scope of existing insurance coverage will be sufficient to cover losses arising from such matters.

Recall

In April 2018, the Company retained outside counsel to assist it in evaluating a safety issue related to certain hair dryers that it imported and sold through its subsidiaries between 2014 and 2018 (the “Xtava Allure Hair Dryer”). The Company had received communications directly from consumers and identified online reviews of overheating or fires associated with these hair dryers. The Company sold approximately 170,000 net units from the introduction of the product in 2015 through its discontinuance in the first quarter of 2018 totaling approximately \$6.2 million in net revenue.

In May 2018, the Company’s board of directors approved a voluntary recall of the Xtava Allure Hair Dryer. In June 2018, the Company filed an application for a voluntary recall with the US Consumer Product Safety Commission (“CPSC”) pursuant to Section 15(b) of the Consumer Product Safety Act (“CPSA”). The Company received approval from the CPSC to provide consumers with replacement units and publicly announced the recall on August 15, 2018. The Company had estimated that it would incur approximately \$1.6 million in costs related to the recall for procurement, manufacturing, fulfillment and delivery to consumers who apply and qualify for the recall costs. The Company has incurred and settled all but one consumer legal matter related to Xtava Allure Hair Dryer for insignificant amounts. As of September 30, 2019, the Company has incurred \$0.1 million in recall costs. In August 2019, the Company received notice that it has materially completed its obligations under the recall program and, as a result, has reversed \$1.4 million of the remaining liability pertaining to the program. As of September 30, 2019, the remaining recall liability is \$0.1 million.

U.S. Department of Energy

In September 2019, the Company received a Test Notice from the U.S. Department of Energy (“DOE”) indicating that a certain dehumidifier model may not comply with applicable energy-conservation standards. The DOE requested that the Company provide it with several model units for DOE testing. If the Company is determined to have violated certain energy-conservation standard, it could be fined pursuant to DOE guidelines, and this civil penalty may be material to the Company’s consolidated financial statements. The Company intends to vigorously defend itself. The Company has submitted to the DOE testing process, made a good-faith effort to provide necessary notice as practicable, and included in a formal response to the DOE copies of the energy-efficiency report and certification that were issued for the dehumidifier model at the time of production. The Company believes that its products are compliant, and the Company, in conjunction with its manufacturing partner, has disputed the Test Notice received from the DOE. As of the date of the issuance of these financial statements, the Company cannot reasonably estimate what, if any, penalties may be levied.

U.S. Environmental Protection Agency

In September 2019, the Company received notice from the U.S. Environmental Protection Agency (“EPA”) that certain of its dehumidifier products were identified by the Association of Home Appliance Manufacturers (“AHAM”) as failing to comply with EPA ENERGY STAR requirements. For an appliance to be ENERGY STAR certified, it must meet standards promulgated by the EPA and enforced through EPA-accredited certification bodies and laboratories. The Company believes that its products are compliant, and the Company, in conjunction with its manufacturing partner, has disputed the AHAM testing determination pursuant to EPA guidelines. While a resolution remains pending, the Company is not selling or marketing the products identified by the EPA. The Company cannot be certain that these products will eventually be certified by the EPA, and the Company may incur costs that cannot presently be calculated in the event that the Company needs to make changes to the manner in which these products are manufactured and sold.

10. RELATED PARTY TRANSACTIONS

Restated Voting Agreement

On November 1, 2018, Dr. Larisa Storozhenko, Maximus Yaney and Asher Maximus I, LLC (the “Initial Designating Parties”) entered into a voting agreement with Mr. Asher Delug, one of the stockholders of the Company and a member of the Company’s board of directors, pursuant to which Mr. Delug will have the power to vote such number of shares of common stock as is equal to: (a) all of the shares of the Company’s common stock beneficially held by the Initial Designating Parties minus (b) such number of shares of common stock representing 19.9% of the total voting power of the Company’s capital stock outstanding with respect to the election of directors, the appointment of officers and any amendments of the Company’s amended and restated certificate of incorporation or amended and restated bylaws (the “Voting Agreement”).

The Voting Agreement was amended and restated pursuant to a new Voting Agreement, dated March 13, 2019, by and among MV II, LLC, Dr. Larisa Storozhenko, Mr. Maximus Yaney, Mr. Delug and the Company (the “Restated Voting Agreement”). Under the Restated Voting Agreement, each of MV II, LLC, Dr. Larisa Storozhenko and Mr. Yaney (collectively, the “Designating Parties”) agreed to relinquish the right to vote their shares of the Company’s capital stock, and any of the Company’s other equity interests (collectively, the “Voting Interests”) by granting the Company’s board of directors the sole right to vote all of the Voting Interests as the Designating Parties’ proxyholder. The Voting Interests include all shares of the Company’s common stock currently held by the Designating Parties, as well as any of the Company’s securities or other equity interests acquired by the Designating Parties in the future. Pursuant to the proxy granted by the Designating Parties, the Company’s board of directors is required to vote all of the Voting Interests in direct proportion to the voting of the shares and equity interests voted by all holders other than the Designating Parties. The proxy granted by the Designating Parties under the Restated Voting Agreement is irrevocable. In addition, the Restated Voting Agreement proxyholder may not be changed unless the Company receives the prior approval of The Nasdaq Stock Market LLC.

Under the Restated Voting Agreement, each of the Designating Parties further agreed not to purchase or otherwise acquire any shares of the Company’s capital stock or other equity securities, or any interest in any of the foregoing.

The Restated Voting Agreement became effective on June 12, 2019 and will continue until the earlier to occur of (a) a Deemed Liquidation Event unless, immediately upon such Deemed Liquidation Event, the Company’s common stock is and remains listed on The Nasdaq Stock Market LLC, or (b) Mr. Yaney’s death. For purposes of the agreement, a “Deemed Liquidation Event” means (i) the acquisition of the Company by another entity by means of any transaction or series of related transactions to which the Company is party other than a transaction or series of transactions in which the holders of the Company’s voting securities outstanding immediately prior to such transaction or series of transactions retain, immediately after such transaction or series of transactions, as a result of the Company’s shares held by such holders prior to such transaction or series of transactions, a majority

[Table of Contents](#)

of the total voting power represented by the Company's outstanding voting securities or such other surviving or resulting entity; (ii) a sale, lease or other disposition of all or substantially all of the Company's or its subsidiaries' assets taken as a whole by means of any transaction or series of related transactions, except where such sale, lease or other disposition is to a wholly-owned subsidiary of the Company; or (iii) any liquidation, dissolution or winding up of the Company, whether voluntary or involuntary; however, a Deemed Liquidation Event shall not include any transaction effected primarily to raise capital for the Company or a spin-off or similar divestiture of the Company's product or SaaS business as part of reorganization of the Company approved by the Company's board of directors.

Voting Agreement with Asher Delug

On April 12, 2019, the Company entered into a Voting Agreement with Asher Delug (the "Delug Voting Agreement"). The terms of the Delug Voting Agreement are substantially similar to the terms of the Restated Voting Agreement.

Under the Delug Voting Agreement, Mr. Delug agreed to relinquish his right to vote his shares of the Company's capital stock, and any of the Company's other equity interests (collectively, the "Delug Voting Interests") by granting the Company's board of directors the sole right to vote all of the Delug Voting Interests as Mr. Delug's proxyholder. The Delug Voting Interests include all shares of the Company's common stock currently held by Mr. Delug, as well as any of the Company's securities or other equity interests acquired by Mr. Delug in the future. Pursuant to the proxy granted by Mr. Delug, the Company's board of directors is required to vote all of the Delug Voting Interests in direct proportion to the voting of the shares and equity interests voted by all holders other than Mr. Delug. The proxy granted by Mr. Delug under the Delug Voting Agreement is irrevocable. In addition, the Delug Voting Agreement proxyholder may not be changed unless the Company receives the prior approval of The Nasdaq Stock Market LLC.

Under the Delug Voting Agreement, Mr. Delug further agreed not to purchase or otherwise acquire any shares of the Company's capital stock or other equity securities, or any interest in any of the foregoing.

The Delug Voting Agreement became effective on June 12, 2019 and will continue until the earlier to occur of (a) a Deemed Liquidation Event unless, immediately upon such Deemed Liquidation Event, the Company's common stock is and remains listed on The Nasdaq Stock Market LLC, or (b) Mr. Delug's death. For purposes of the agreement, a "Deemed Liquidation Event" has the same meaning as in the Restated Voting Agreement.

11. 2019 ACQUISITION

On September 10, 2019, the Company completed the acquisition of the assets of a personal wellness company (the "Aussie Health Assets"), whose products sell primarily on the Amazon US marketplace, for total consideration of \$1.3 million, which was comprised of cash of \$1.1 million and a promissory note for \$0.2 million that accrues interest at a rate of 8% per annum and matures on June 10, 2020. The Company also will pay \$0.1 million in the form of a working capital payment related to the inventory purchased within sixty days of closing.

The following presents the preliminary allocation of purchase price to the assets acquired and liabilities assumed, based on their estimated fair values at acquisition date:

	Total
	(in thousands)
Inventory	\$ 297
Goodwill	745
Intangible assets	333
Net assets acquired	<u>\$ 1,375</u>

[Table of Contents](#)

The amounts assigned to goodwill and major intangible asset classifications were as follows:

	<u>Amount allocated</u> (in thousands)	<u>Useful life (in years)</u>
Goodwill	\$ 745	n.a.
Trademarks	310	5
Transition services agreement	11	< 1
Non-competition agreement	12	3
Total	<u>\$ 1,078</u>	

Unaudited Pro Forma Information

The following unaudited pro forma information illustrates the impact of the Aussie Health Assets acquisition on the Company's net revenue for the three and nine months ended September 30, 2018 and 2019. The acquisition of the Aussie Health Assets is reflected in the following unaudited pro forma information as if the acquisition had been effective on January 1, 2018.

	<u>Three Months</u> <u>Ended</u> <u>September 30,</u> <u>2018</u>	<u>Three Months</u> <u>Ended</u> <u>September 30,</u> <u>2019</u>	<u>Nine Months</u> <u>Ended</u> <u>September 30,</u> <u>2018</u>	<u>Nine Months</u> <u>Ended</u> <u>September 30,</u> <u>2019</u>
	(in thousands)		(in thousands)	
Net revenue as reported	\$ 24,672	\$ 40,603	\$ 53,576	\$ 88,817
Aussie Health net revenue	\$ 485	\$ 1,350	\$ 512	\$ 1,759
Net revenue pro forma	<u>\$ 25,157</u>	<u>\$ 41,953</u>	<u>\$ 54,088</u>	<u>\$ 90,576</u>
Operating loss as reported	\$ (4,707)	\$ (10,413)	\$ (21,772)	\$ (23,887)
Aussie Health operating income	\$ 90	\$ 243	\$ 85	\$ 310
Operating loss pro forma	<u>\$ (4,617)</u>	<u>\$ (10,170)</u>	<u>\$ (21,687)</u>	<u>\$ (23,577)</u>

Mohawk

Mohawk Group Holdings, Inc.

11,852,392 Shares of Common Stock

PROSPECTUS

Neither we nor the Selling Stockholders have authorized any dealer, salesperson or other person to give any information or to make any representations not contained in this prospectus or any prospectus supplement. You must not rely on any unauthorized information. This prospectus is not an offer to sell these securities in any jurisdiction where an offer or sale is not permitted. The information in this prospectus is current as of the date of this prospectus. You should not assume that this prospectus is accurate as of any other date.

PART II
INFORMATION NOT REQUIRED IN PROSPECTUS

ITEM 13. OTHER EXPENSES OF ISSUANCE AND DISTRIBUTION.

The following table sets forth all expenses to be paid by Mohawk Group Holdings, Inc. (the “Registrant”) in connection with the sale of the common stock being registered. The security holders will not bear any portion of such expenses. All amounts shown are estimates except for the registration fee.

SEC registration fee	\$ 8,270
Legal fees and expenses	75,000
Accounting fees and expenses	25,000
Printing, transfer agent fees and miscellaneous expenses	50,000
Total	<u>\$ 158,270</u>

ITEM 14. INDEMNIFICATION OF DIRECTORS AND OFFICERS.

Section 102 of the General Corporation Law of the State of Delaware (the “DGCL”) permits a corporation to eliminate or limit the personal liability of directors of a corporation to the corporation or its stockholders for monetary damages for a breach of fiduciary duty as a director, except where the director breached his duty of loyalty to the corporation or its stockholders, failed to act in good faith, engaged in intentional misconduct or knowingly violated a law, authorized the payment of a dividend or approved a stock repurchase or redemption in violation of the DGCL or derived an improper personal benefit. The Registrant’s amended and restated certificate of incorporation provides that no director of the Registrant shall be personally liable to it or its stockholders for monetary damages for any breach of fiduciary duty as a director, notwithstanding any provision of law imposing such liability, except to the extent that the DGCL prohibits the elimination or limitation of liability of directors for breaches of fiduciary duty.

Section 145 of the DGCL provides that a corporation has the power to indemnify a director, officer, employee or agent of the corporation, or a person serving at the request of the corporation for another corporation, partnership, joint venture, trust or other enterprise in related capacities against expenses (including attorneys’ fees), judgments, fines and amounts paid in settlement actually and reasonably incurred by the person in connection with an action, suit or proceeding to which he was or is a party or is threatened to be made a party to any threatened, pending or completed action, suit or proceeding by reason of such position, if such person acted in good faith and in a manner he reasonably believed to be in or not opposed to the best interests of the corporation, and, in any criminal action or proceeding, had no reasonable cause to believe his conduct was unlawful, except that, in the case of actions brought by or in the right of the corporation, no indemnification shall be made with respect to judgments, fines and amounts paid in settlement in connection with such action, suit or proceeding or with respect to any claim, issue or matter as to which such person shall have been adjudged to be liable to the corporation unless and only to the extent that the Court of Chancery or other adjudicating court determines that, despite the adjudication of liability but in view of all of the circumstances of the case, such person is fairly and reasonably entitled to indemnity for such expenses which the Court of Chancery or such other court shall deem proper.

The Registrant’s amended and restated bylaws provide that the Registrant will indemnify each person who was or is a party or threatened to be made a party to any threatened, pending or completed action, suit or proceeding (other than an action by or in the right of the Registrant) by reason of the fact that he or she is or was, or has agreed to become, a director or officer, or is or was serving, or has agreed to serve, at its request as a director, officer, partner, employee or trustee of, or in a similar capacity with, another corporation, partnership, joint venture, trust or other enterprise (including, without limitation, any employee benefit plan) (all such persons being referred to as an “Indemnitee”), or by reason of any action alleged to have been taken or omitted in such capacity, against all expenses (including, without limitation, attorneys’ fees), liabilities, losses, judgments, fines (including, without limitation, excise taxes and penalties arising under the Employee Retirement Income Security Act of 1974), and amounts paid in settlement actually and reasonably incurred in connection with such action,

[Table of Contents](#)

suit or proceeding and any appeal therefrom, if such Indemnitee acted in good faith and in a manner he or she reasonably believed to be in, or not opposed to, the Registrant's best interests, and, with respect to any criminal action or proceeding, he or she had no reasonable cause to believe his or her conduct was unlawful. The Registrant's amended and restated bylaws also provide that the Registrant will indemnify any Indemnitee who was or is a party to an action or suit by or in the right of the Registrant to procure a judgment in the Registrant's favor by reason of the fact that the Indemnitee is or was, or has agreed to become, a director or officer, or is or was serving, or has agreed to serve, at the Registrant's request as a director, officer, partner, employee or trustee of, or in a similar capacity with, another corporation, partnership, joint venture, trust or other enterprise (including, without limitation, any employee benefit plan), or by reason of any action alleged to have been taken or omitted in such capacity, against all expenses (including, without limitation, attorneys' fees) actually and reasonably incurred by or on behalf of such Indemnitee in connection with such action, suit or proceeding and any appeal therefrom, if the Indemnitee acted in good faith and in a manner he or she reasonably believed to be in, or not opposed to, the Registrant's best interests, except that no indemnification shall be made with respect to any claim, issue or matter as to which such person shall have been adjudged to be liable to the Registrant, unless, and only to the extent, that a court determines, despite such adjudication but in view of all of the circumstances, he or she is entitled to indemnification of such expenses. Notwithstanding the foregoing, to the extent that any Indemnitee has been successful, on the merits or otherwise, he or she will be indemnified to the fullest extent permitted by law by the Registrant against all expenses (including, without limitation, attorneys' fees) actually and reasonably incurred in connection therewith. Expenses must be advanced to an Indemnitee under certain circumstances.

The Registrant has entered into indemnification agreements with each of its directors and executive officers that may be broader than the specific indemnification provisions contained in the DGCL. These indemnification agreements require the Registrant, among other things, to indemnify its directors and executive officers against liabilities that may arise by reason of their status or service. These indemnification agreements also require the Registrant to advance all expenses incurred by the directors and executive officers in investigating or defending any such action, suit or proceeding, subject to certain exceptions.

The Registrant's amended and restated bylaws provide that the Registrant may purchase and maintain insurance, at its expense, to protect itself and any director, officer, employee or agent of the Registrant or another corporation, partnership, joint venture, trust or other enterprise (including, without limitation, any employee benefit plan) against any expense, liability or loss incurred by him or her in any such capacity, or arising out of his or her status as such, whether or not the Registrant would have the power to indemnify such person against such expense, liability or loss under the DGCL. The Registrant has obtained insurance under which, subject to the limitations of the insurance policies, coverage is provided to the Registrant's directors and executive officers against loss arising from claims made by reason of breach of fiduciary duty or other wrongful acts as a director or executive officer, including claims relating to public securities matters, and to the Registrant with respect to payments that may be made by the Registrant to these directors and executive officers pursuant to the Registrant's indemnification obligations or otherwise as a matter of law.

See also the undertakings set out in response to Item 17 herein.

ITEM 15. RECENT SALES OF UNREGISTERED SECURITIES.

Since its incorporation in March 2018 the Registrant has issued the following securities (after giving effect to the 1-for-3.9 reverse stock split effected on May 24, 2019) that were not registered under the Securities Act of 1933, as amended (the "Securities Act"):

(1) On March 26, 2018, the Registrant issued and sold an aggregate of 897,435 shares of common stock at a price of \$0.00039 per share to accredited investors for aggregate gross proceeds of approximately \$350.

The issuance of shares of the Registrant's common stock in the above transaction was not registered under the Securities Act in reliance upon the exemption from registration provided by Section 4(a)(2) of the Securities Act and Rule 506(b) of Regulation D promulgated by the Securities and Exchange Commission (the "SEC").

[Table of Contents](#)

(2) On September 4, 2018, pursuant to an Agreement and Plan of Merger and Reorganization among the Registrant, MGH Merger Sub, Inc. and Mohawk Group, Inc. (“Mohawk Opco”), as amended by Amendment No. 1 dated as of April 1, 2018 (the “Merger Agreement”), MGH Merger Sub, Inc. merged with and into Mohawk Opco, with Mohawk Opco remaining as the surviving entity and becoming a wholly-owned operating subsidiary the Registrant (the “Merger”). The Merger became effective as of September 4, 2018 upon the filing of a Certificate of Merger with the Secretary of State of the State of Delaware (the “Effective Time”).

At the Effective Time, each outstanding share of Mohawk Opco’s common and preferred stock (other than shares of Mohawk Opco’s Series C Preferred Stock) issued and outstanding immediately prior to the closing of the Merger was exchanged for 0.31310798 shares of the Registrant’s common stock, each outstanding share of Mohawk Opco’s Series C Preferred Stock issued and outstanding immediately prior to the closing of the Merger was exchanged for 0.2564103 shares of the Registrant’s common stock and each outstanding warrant to purchase shares of Mohawk Opco’s Series C Preferred Stock was exchanged for a warrant to purchase 0.2564103 shares of the Registrant’s common stock and retained the exercise price per share of \$15.60. As a result, an aggregate of 10,636,755 shares of the Registrant’s common stock were issued to the holders of Mohawk Opco’s capital stock after adjustments due to rounding for fractional shares and warrants to purchase 44,871 shares of the Registrant’s common stock were issued to former holders of warrants to purchase shares of Mohawk Opco’s Series C Preferred Stock. In addition, pursuant to the Merger Agreement, options to purchase 302,911 shares of Mohawk Opco’s common stock issued and outstanding immediately prior to the closing of the Merger with a weighted-average exercise price of \$7.49 were assumed and exchanged for options to purchase 369,885 shares of the Registrant’s common stock with a weighted-average exercise price of \$6.16.

The issuance of shares of the Registrant’s common stock and options to purchase shares of the Registrant’s common stock to holders of Mohawk Opco’s capital stock and options in connection with the Merger was not registered under the Securities Act in reliance upon the exemption from registration provided by Section 4(a)(2) of the Securities Act and Rule 506(b) of Regulation D promulgated by the SEC. Of the 10,636,755 shares of the Registrant’s common stock issued to holders of Mohawk Opco’s capital stock, (1) 10,630,919 shares of the Registrant’s common stock were issued to 208 stockholders, each of which was an “accredited investor” as defined in Rule 501(a) under the Securities Act (the “Accredited Stockholders”), and (2) 5,836 shares of the Registrant’s common stock were issued to six stockholders (the “Other Stockholders”). The shares of the Registrant’s common stock were issued to (1) the Accredited Investors pursuant to Rule 506(b) of Regulation D promulgated by the SEC, and (2) the Other Stockholders pursuant to Section 4(a)(2) of the Securities Act. Each of the Other Stockholders received an information statement regarding the Merger, Mohawk Opco and the Registrant prior to the issuance of the Registrant’s common stock.

(3) On September 4, 2018, the Registrant issued warrants to purchase an aggregate of 196,364 shares of its common stock with an exercise price of \$15.60 per share to certain accredited investors as consideration for providing certain placement agent services to Mohawk Opco.

The issuance of shares of the Registrant’s common stock and warrants in the above transaction was not registered under the Securities Act in reliance upon the exemption from registration provided by Section 4(a)(2) of the Securities Act and Rule 506(b) of Regulation D promulgated by the SEC.

(4) On December 31, 2018, the Registrant issued warrants to purchase an aggregate of 76,923 shares of its common stock with an exercise price of \$15.60 per share to Horizon Technology Finance Corporation as part of a loan agreement.

The issuance of the warrants to purchase shares of the Registrant’s common stock in the above transaction was not registered under the Securities Act in reliance upon the exemption from registration provided by Section 4(a)(2) of the Securities Act and Rule 506(b) of Regulation D promulgated by the SEC.

(5) From the date of the closing of the Merger through December 28, 2018, the Registrant granted to certain of its directors, officers, employees, consultants and other service providers options to purchase an aggregate of 1,547,938 shares of its common stock under its 2018 Equity Incentive Plan with an exercise price of \$9.72 per share.

[Table of Contents](#)

The issuance of the options to purchase shares of the Registrant's common stock pursuant to the above was not registered under the Securities Act in reliance upon Rule 701 promulgated under the Securities Act pursuant to benefit plans and contracts relating to compensation as provided under Rule 701.

(6) On March 20, 2019, the Registrant issued an aggregate of 2,406,618 restricted shares of the Registrant's common stock to certain of its directors, officers, employees, consultants and other service providers pursuant to the Registrant's 2019 Equity Plan.

The issuance of the restricted shares of the Registrant's common stock pursuant to the above was not registered under the Securities Act in reliance upon Rule 701 promulgated under the Securities Act pursuant to benefit plans and contracts relating to compensation as provided under Rule 701.

(7) On May 17, 2019, the Registrant issued an aggregate of 88,548 restricted shares of the Registrant's common stock to certain of its directors, officers, employees, consultants and other service providers pursuant to the Registrant's 2019 Equity Plan.

The issuance of the restricted shares of the Registrant's common stock pursuant to the above was not registered under the Securities Act in reliance upon Rule 701 promulgated under the Securities Act pursuant to benefit plans and contracts relating to compensation as provided under Rule 701.

(8) On June 12, 2019, the Registrant issued an aggregate of 64,982 restricted shares of its common stock to an executive officer pursuant to its 2018 Equity Incentive Plan. On June 12, 2019, the Registrant granted to certain of its directors, officers and employees options to purchase an aggregate of 131,905 shares of its common stock pursuant to its 2018 Equity Incentive Plan with an exercise price of \$10.00 per share.

The issuance of the restricted shares of the Registrant's common stock and the options to purchase shares of the Registrant's common stock pursuant to the above was not registered under the Securities Act in reliance upon Rule 701 promulgated under the Securities Act pursuant to benefit plans and contracts relating to compensation as provided under Rule 701.

Table of Contents

ITEM 16. EXHIBITS AND FINANCIAL STATEMENT SCHEDULES.

(a) Exhibits.

<u>Exhibit Number</u>	<u>Description</u>	<u>Incorporated by Reference</u>			<u>Exhibit</u>
		<u>Form</u>	<u>File Number</u>	<u>Filing Date</u>	
3.1	Amended and Restated Certificate of Incorporation of Mohawk Group Holdings, Inc.	8-K	001-38937	7/14/2019	3.1
3.2	Amended and Restated Bylaws of Mohawk Group Holdings, Inc.	8-K	001-38937	7/14/2019	3.2
4.1	Form of Common Stock Certificate.	S-1/A	333-231381	5/24/2019	4.1
4.2+	Form of Registration Rights Agreement, dated as of April 6, 2018, among Mohawk Group Holdings, Inc. and the purchasers party thereto.	S-1	333-231381	5/10/2019	4.2
4.3	Warrant to Purchase Stock, issued to MidCap Financial Trust on September 4, 2018.	S-1	333-231381	5/10/2019	4.3
4.4	Form of Warrant, issued to Katalyst Securities LLC and its assigns on September 4, 2018.	S-1	333-231381	5/10/2019	4.4
4.5	Form of Warrant, issued to Horizon Technology Finance Corporation on December 31, 2018.	S-1	333-231381	5/10/2019	4.5
4.6	Amendment No. 1 to Registration Rights Agreement, dated as of March 2, 2019, among Mohawk Group Holdings, Inc. and the investors party thereto.	S-1	333-231381	5/10/2019	4.6
5.1*	Opinion of Paul Hastings LLP.				
10.1#	Form of Indemnification Agreement.	S-1/A	333-231381	5/24/2019	10.1
10.2#	2014 Amended and Restated Equity Incentive Plan.	S-1	333-231381	5/10/2019	10.2
10.3#	Form of Stock Option Grant Notice and Form of Stock Option Agreement (2014 Amended and Restated Equity Incentive Plan).	S-1	333-231381	5/10/2019	10.3
10.4#	2018 Equity Incentive Plan.	S-8	333-232087	6/12/2019	10.3
10.5#	Form of Notice of Stock Option Grant and Form of Stock Option Award Agreement (2018 Equity Incentive Plan).	S-1	333-231381	5/10/2019	10.5
10.6#	Form of Notice of Grant of Restricted Shares and Form of Restricted Share Award Agreement (2018 Equity Incentive Plan).	S-8	333-232087	6/12/2019	10.4
10.7#	Mohawk Group Holdings, Inc. 2019 Equity Plan.	S-1	333-231381	5/10/2019	10.17
10.8#	Form of Notice of Grant of Restricted Shares and Form of Restricted Share Award Agreement (Mohawk Group Holdings, Inc. 2019 Equity Plan).	S-1	333-231381	5/10/2019	10.18
10.9#	Transaction Bonus Plan.	S-1	333-231381	5/10/2019	10.9
10.10#+	Employment Agreement, dated May 14, 2018, by and between Mohawk Group, Inc. and Joseph Risico.	S-1	333-231381	5/10/2019	10.10
10.11#+	Employment Agreement, dated January 1, 2016, by and between Mohawk Group, Inc. and Mihal Chaouat-Fix.	S-1	333-231381	5/10/2019	10.11

Table of Contents

<u>Exhibit Number</u>	<u>Description</u>	<u>Incorporated by Reference</u>			
		<u>Form</u>	<u>File Number</u>	<u>Filing Date</u>	<u>Exhibit</u>
10.12#	Independent Contractor Agreement, dated July 1, 2017, by and between Mohawk Group, Inc. and Fabrice Hamaide.	S-1	333-231381	5/10/2019	10.12
10.13#+	Employment Agreement, dated August 15, 2018, by and between Mohawk Group, Inc. and Peter Datos.	S-1	333-231381	5/10/2019	10.13
10.14#	Employment Agreement, dated April 1, 2015, by and between Mohawk Group, Inc. and Yaniv Sarig.	S-1	333-231381	5/10/2019	10.14
10.15#	Independent Contractor Agreement, dated August 14, 2017, by and between Mohawk Group, Inc. and Tomer Pascal.	S-1	333-231381	5/10/2019	10.15
10.16#+	Employment Agreement, dated November 27, 2018, by and between Mohawk Group, Inc. and Roi Zahut.	S-1	333-231381	5/10/2019	10.16
10.17	Restated Voting Agreement, dated March 13, 2019, by and among MV II, LLC, Maximus Yaney, Larisa Storozhenko and Mohawk Group Holdings, Inc.	S-1	333-231381	5/10/2019	10.19
10.18	Voting Agreement, dated April 12, 2019, by and between Mohawk Group Holdings, Inc. and Asher Delug.	S-1	333-231381	5/10/2019	10.20
10.19+	Amended and Restated Credit and Security Agreement, dated November 23, 2018, by and among Mohawk Group Holdings, Inc., Mohawk Group, Inc., certain subsidiaries of Mohawk Group, Inc. set forth on Annex B thereto, MidCap Funding X Trust, individually as a Lender, and as Agent, and the financial institutions or other entities from time to time parties thereto.	S-1	333-231381	5/10/2019	10.6
10.20+	Omnibus Amendment No. 1 to Amended and Restated Credit and Security Agreement and Agreement No. 2 to Pledge Agreement, dated as of December 31, 2018, by and among Mohawk Group Holdings, Inc., Mohawk Group, Inc., certain subsidiaries of Mohawk Group, Inc. set forth on the signature pages thereto, MidCap Funding X Trust, as agent, and the Lenders party thereto.	S-1	333-231381	5/10/2019	10.7
10.21	Amendment No. 2 to Amended and Restated Credit and Security Agreement, dated as of March 29, 2019, by and among Mohawk Group Holdings, Inc., Mohawk Group, Inc., certain subsidiaries of Mohawk Group, Inc. set forth on the signature pages thereto, MidCap Funding IV Trust, as agent, and the Lenders party thereto.	S-1	333-231381	5/10/2019	10.21
10.22	Amendment No. 3 to Amended and Restated Credit and Security Agreement, dated as of May 13, 2019, by and among Mohawk Group Holdings, Inc., Mohawk Group, Inc., certain subsidiaries of Mohawk Group, Inc. set forth on the signature pages thereto, MidCap Funding IV Trust, as agent, and the Lenders party thereto.	S-1/A	333-231381	5/24/2019	10.22

Table of Contents

<u>Exhibit Number</u>	<u>Description</u>	<u>Incorporated by Reference</u>			
		<u>Form</u>	<u>File Number</u>	<u>Filing Date</u>	<u>Exhibit</u>
10.23	<u>Venture Loan and Security Agreement and form of Note issued thereunder, dated December 31, 2018, by and among Mohawk Group Holdings, Inc., Mohawk Group, Inc. and their subsidiaries from time to time party thereto and Horizon Technology Finance Corporation as a Lender and Collateral Agent.</u>	S-1	333-231381	5/10/2019	10.8
10.24	<u>Omnibus Limited Consent, Joinder and Amendment No. 4 to Amended and Restated Credit and Security Agreement and Amendment No. 3 to Pledge Agreement, dated as of September 10, 2019, by and among Mohawk Group Holdings, Inc., Mohawk Group, Inc., certain subsidiaries of Mohawk Group, Inc. set forth on the signature pages thereto, Aussie Health Co, LLC, MidCap Funding IV Trust, as agent, and the Lenders party thereto.</u>	10-Q	001-38937	11/5/2019	10.1
10.25	<u>Omnibus Limited Consent, Joinder and Amendment to Venture Loan and Security Agreement, dated as of September 10, 2019, by and among Mohawk Group Holdings, Inc., Mohawk Group, Inc., certain subsidiaries of Mohawk Group, Inc. set forth on the signature pages thereto, Aussie Health Co, LLC, Horizon Technology Finance Corporation, as collateral agent, Horizon Credit II LLC, as assignee of Horizon Technology Finance Corporation, and Horizon Funding Trust 2019-1.</u>	10-Q	001-38937	11/5/2019	10.2
21.1	<u>List of Subsidiaries of the Registrant.</u>	S-1	333-231381	5/10/2019	21.1
23.1*	<u>Consent of Deloitte & Touche LLP, Independent Registered Public Accounting Firm.</u>				
23.2*	<u>Consent of Paul Hastings LLP (included in Exhibit 5.1).</u>				
24.1*	<u>Power of Attorney (included on the signature page to this Registration Statement).</u>				
101.INS^	XBRL Instance Document				
101.SCH^	XBRL Taxonomy Extension Schema Document				
101.CAL^	XBRL Taxonomy Extension Calculation Linkbase Document				
101.DEF^	XBRL Taxonomy Extension Definition Linkbase Document				
101.LAB^	XBRL Taxonomy Extension Label Linkbase Document				
101.PRE^	XBRL Taxonomy Extension Presentation Linkbase Document				

* Filed herewith.

Indicates management contract or compensatory plan or arrangement.

[Table of Contents](#)

+ Non-material schedules and exhibits have been omitted pursuant to Item 601(a)(5) of Regulation S-K. The Company hereby undertakes to furnish supplemental copies of any of the omitted schedules and exhibits upon request by the Securities and Exchange Commission.

^ To be filed by amendment.

(b) Financial Statement Schedules.

Schedule II—Valuation and Qualifying Accounts and Reserves

ITEM 17. UNDERTAKINGS.

The undersigned Registrant hereby undertakes:

(1) To file, during any period in which offers or sales are being made, a post-effective amendment to this registration statement:

(i) to include any prospectus required by Section 10(a)(3) of the Securities Act;

(ii) to reflect in the prospectus any facts or events arising after the effective date of the registration statement (or the most recent post-effective amendment thereof) which, individually or in the aggregate, represent a fundamental change in the information set forth in the registration statement. Notwithstanding the foregoing, any increase or decrease in volume of securities offered (if the total dollar value of securities offered would not exceed that which was registered) and any deviation from the low or high end of the estimated maximum offering range may be reflected in the form of prospectus filed with the SEC pursuant to Rule 424(b) if, in the aggregate, the changes in volume and price represent no more than a 20 percent change in the maximum aggregate offering price set forth in the “Calculation of Registration Fee” table in the effective registration statement.

(iii) to include any material information with respect to the plan of distribution not previously disclosed in the registration statement or any material change to such information in the registration statement;

Provided, however, that:

Paragraphs (1)(i), (1)(ii) and (1)(iii) of this section do not apply if the information required to be included in a post-effective amendment by those paragraphs is contained in reports filed with or furnished to the SEC by the Registrant pursuant to section 13 or section 15(d) of the Securities Exchange Act of 1934 that are incorporated by reference in the registration statement.

(2) That, for the purpose of determining any liability under the Securities Act, each such post-effective amendment shall be deemed to be a new registration statement relating to the securities offered therein, and the offering of such securities at that time shall be deemed to be the initial *bona fide* offering thereof.

(3) To remove from registration by means of a post-effective amendment any of the securities being registered which remain unsold at the termination of the offering.

(4) That, for the purpose of determining liability under the Securities Act to any purchaser, each prospectus filed pursuant to Rule 424(b) as part of a registration statement relating to an offering, other than registration statements relying on Rule 430B or other than prospectuses filed in reliance on Rule 430A, shall be deemed to be part of and included in the registration statement as of the date it is first used after effectiveness. *Provided, however,* that no statement made in a registration statement or prospectus that is part of the registration statement or made in a document incorporated or deemed incorporated by reference into the registration statement or prospectus that is part of the registration statement will, as to a purchaser with a time of contract of sale prior to such first use, supersede or modify any statement that was made in the registration statement or prospectus that was part of the registration statement or made in any such document immediately prior to such date of first use.

(5) That, for purposes of determining any liability under the Securities Act of 1933, each filing of the registrant’s annual report pursuant to section 13(a) or section 15(d) of the Securities Exchange Act of 1934 (and,

[Table of Contents](#)

where applicable, each filing of an employee benefit plan's annual report pursuant to section 15(d) of the Securities Exchange Act of 1934) that is incorporated by reference in the registration statement shall be deemed to be a new registration statement relating to the securities offered therein, and the offering of such securities at that time shall be deemed to be the initial bona fide offering thereof.

(6) Insofar as indemnification for liabilities arising under the Securities Act may be permitted to directors, officers and controlling persons of the registrant pursuant to the foregoing provisions, or otherwise, the Registrant has been advised that in the opinion of the SEC such indemnification is against public policy as expressed in the Securities Act and is, therefore, unenforceable. In the event that a claim for indemnification against such liabilities (other than the payment by the Registrant of expenses incurred or paid by a director, officer or controlling person of the Registrant in the successful defense of any action, suit or proceeding) is asserted by such director, officer or controlling person in connection with the securities being registered, the Registrant will, unless in the opinion of its counsel the matter has been settled by controlling precedent, submit to a court of appropriate jurisdiction the question whether such indemnification by it is against public policy as expressed in the Securities Act and will be governed by the final adjudication of such issue.

SIGNATURES

Pursuant to the requirements of the Securities Act of 1933, as amended, the registrant has duly caused this Registration Statement to be signed on its behalf by the undersigned, thereunto duly authorized, in the City of New York, State of New York, on December 10, 2019.

MOHAWK GROUP HOLDINGS, INC.

By: /s/ Yaniv Sarig
Yaniv Sarig
President and Chief Executive Officer

POWER OF ATTORNEY

KNOW ALL PERSONS BY THESE PRESENTS, that each person whose signature appears below constitutes and appoints Yaniv Sarig, Fabrice Hamaide and Joseph A. Risico, and each of them, as his or her true and lawful attorneys-in-fact and agent, with full power of substitution and resubstitution, for him or her and in his or her name, place and stead, in any and all capacities, to sign the Registration Statement on Form S-1 of Mohawk Group Holdings, Inc. and any or all amendments (including post-effective amendments) thereto and any new registration statement with respect to the offering contemplated thereby filed pursuant to Rule 462(b) of the Securities Act of 1933, as amended, and to file the same, with all exhibits thereto, and other documents in connection therewith, with the Securities and Exchange Commission, granting unto said attorneys-in-fact and agents full power and authority to do and perform each and every act and thing requisite or necessary to be done in and about the premises hereby ratifying and confirming all that said attorneys-in-fact and agent, or his or her substitute or substitutes, may lawfully do or cause to be done by virtue hereof.

Pursuant to the requirements of the Securities Act of 1933, as amended, this registration statement on Form S-1 has been signed by the following persons in the capacities and on the dates indicated.

<u>Signature</u>	<u>Title</u>	<u>Date</u>
<u>/s/ Yaniv Sarig</u> Yaniv Sarig	President, Chief Executive Officer and Director (Principal Executive Officer)	December 10, 2019
<u>/s/ Fabrice Hamaide</u> Fabrice Hamaide	Chief Financial Officer and Director (Principal Accounting and Financial Officer)	December 10, 2019
<u>/s/ William Kurtz</u> William Kurtz	Director	December 10, 2019
<u>/s/ Stephen Liu, M.D.</u> Stephen Liu, M.D.	Director	December 10, 2019
<u>/s/ Greg B. Petersen</u> Greg B. Petersen	Director	December 10, 2019
<u>/s/ Amy von Walter</u> Amy von Walter	Director	December 10, 2019

December 10, 2019

98082.00001

Mohawk Group Holdings, Inc.
37 East 18th Street, 7th Floor
New York, NY 10003

Re: Mohawk Group Holdings, Inc. Registration Statement on Form S-1

Ladies and Gentlemen:

We have acted as counsel to Mohawk Group Holdings, Inc., a Delaware corporation (the “**Company**”), in connection with the preparation and filing by the Company of a Registration Statement on Form S-1 (the “**Registration Statement**”) with the U.S. Securities and Exchange Commission (the “**Commission**”) under the Securities Act of 1933, as amended (the “**Securities Act**”), on or about the date hereof, with respect to the resale from time to time by the selling stockholders of the Company, as detailed in the Registration Statement (the “**Selling Stockholders**”), of up to 11,852,392 shares of the Company’s common stock, par value \$0.0001 per share, which consists of: (i) 11,534,234 shares of common stock previously issued to certain of the Selling Stockholders (the “**Issued Shares**”), and (ii) 318,158 shares of common stock issuable upon exercise of outstanding warrants to purchase shares of common stock (the “**Warrant Shares**” and, together with the Issued Shares, the “**Shares**”) issued by the Company to certain of the Selling Stockholders (the “**Warrants**”). The Shares are being registered pursuant to a registration rights agreement by and among the Company and the purchasers party thereto, dated as of April 6, 2018, as amended by that certain amendment thereto dated as of March 2, 2019 (as amended, the “**Registration Rights Agreement**”).

As such counsel and for purposes of our opinion set forth below, we have examined and relied upon originals or copies, certified or otherwise identified to our satisfaction, of such documents, resolutions, certificates and other instruments of the Company and corporate records furnished to us by the Company, and have reviewed certificates of public officials, statutes, records and such other instruments and documents as we have deemed necessary or appropriate as a basis for the opinion set forth below, including, without limitation:

- (i) the Registration Statement;
- (ii) the Registration Rights Agreement;
- (iii) the form of warrant issued to MidCap Financial Trust on September 4, 2018, the form of warrant issued to Katalyst Securities LLC and its assigns on September 4, 2018 and the form of warrant issued to Horizon Technology Finance Corporation on December 31, 2019;
- (iv) the Amended and Restated Certificate of Incorporation of the Company, as amended from time to time, as certified by the Office of the Secretary of State of the State of Delaware on December 10, 2019;
- (v) the Amended and Restated Bylaws of the Company as presently in effect, as certified by an officer of the Company as of December 10, 2019; and

- (vi) a certificate, dated as of December 10, 2019, from the Office of the Secretary of State of the State of Delaware as to the existence and good standing of the Company in the State of Delaware (the “*Good Standing Certificate*”).

In addition to the foregoing, we have made such investigations of law as we have deemed necessary or appropriate as a basis for the opinion set forth in this opinion letter.

In such examination and in rendering the opinion expressed below, we have assumed, without independent investigation or verification: (i) the genuineness of all signatures on all agreements, instruments, corporate records certificates and other documents submitted to us; (ii) the authenticity and completeness of all agreements, instruments, corporate records, certificates and other documents submitted to us as originals; (iii) that all agreements, instruments, corporate records, certificates and other documents submitted to us as certified, electronic, facsimile, conformed, photostatic or other copies conform to originals thereof, and that such originals are authentic and complete; (iv) the legal capacity and authority of all persons or entities (other than the Company) executing all agreements, instruments, corporate records, certificates and other documents submitted to us; (v) the due authorization, execution and delivery of all agreements, instruments, corporate records, certificates and other documents by all parties thereto (other than the Company); (vi) that no documents submitted to us have been amended or terminated orally or in writing except as has been disclosed to us in writing; (vii) that the statements contained in the certificates and comparable documents of public officials, officers and representatives of the Company and other persons on which we have relied for the purposes of this opinion letter are true and correct; (viii) that there has not been any change in the good standing status of the Company from that reported in the Good Standing Certificate; and (ix) that each of the officers and directors of the Company has properly exercised his or her fiduciary duties. As to all questions of fact material to this opinion letter, and as to the materiality of any fact or other matter referred to herein, we have relied (without independent investigation or verification) upon representations and certificates or comparable documents of officers and representatives of the Company. Our knowledge of the Company and its legal and other affairs is limited by the scope of our engagement, which scope includes the delivery of this opinion letter. We do not represent the Company with respect to all legal matters or issues. The Company may employ other independent counsel and, to our knowledge, handles certain legal matters and issues without the assistance of independent counsel.

Based upon the foregoing, and in reliance thereon, and subject to the assumptions, limitations, qualifications and exceptions set forth herein, we are of the opinion that: (i) the Issued Shares are validly issued, fully paid and nonassessable; and (ii) the Warrant Shares, when issued, delivered and paid for in accordance with the terms of the Warrants, will be validly issued, fully paid and nonassessable.

Without limiting any of the other limitations, exceptions and qualifications stated elsewhere herein, we express no opinion with regard to the applicability or effect of the laws of any jurisdiction other than the General Corporation Law of the State of Delaware, as in effect on the date of this opinion letter.

This opinion letter deals only with the specified legal issues expressly addressed herein, and you should not infer any opinion that is not explicitly stated herein from any matter addressed in this opinion letter.

This opinion letter is rendered solely in connection with the registration of the Shares for resale by the Selling Stockholders under the Registration Statement. This opinion letter is rendered as of the date hereof, and we assume no obligation to advise you or any other person with regard to any change after the date hereof in the circumstances or the law that may bear on the matters set forth herein after the effectiveness of the Registration Statement, even if the change may affect the legal analysis or a legal conclusion or other matters in this opinion letter.

PAUL
HASTINGS

Mohawk Group Holdings, Inc.
December 10, 2019
Page 3

We hereby consent to the filing of this opinion letter as Exhibit 5.1 to the Registration Statement. In giving such consent, we do not hereby admit that we are within the category of persons whose consent is required under Section 7 of the Securities Act or the rules or regulations of the Commission thereunder.

Very truly yours,

/s/ Paul Hastings LLP

CONSENT OF INDEPENDENT REGISTERED PUBLIC ACCOUNTING FIRM

We consent to the use in this Registration Statement on Form S-1 of our report dated February 27, 2019 (May 24, 2019 as to the Reverse Stock Split discussed in Note 1, May 10, 2019 as to the retrospective adoption of Accounting Standards Update No. 2016-18 Statement of Cash Flows (Topic 230): Restricted Cash, described in Note 2 and April 17, 2019 as to the subsequent events discussed in Note 16) relating to the consolidated financial statements and financial statement schedule of Mohawk Group Holdings, Inc.

We also consent to the reference to us under the heading “Experts” in such Registration Statement.

/s/ Deloitte & Touche LLP

New York, New York
December 10, 2019